



US00D693539S

(12) **United States Design Patent**
Tsou

(10) **Patent No.:** **US D693,539 S**

(45) **Date of Patent:** **** Nov. 19, 2013**

(54) **GLOVE**

(71) Applicant: **Jason C. Tsou**, New York, NY (US)

(72) Inventor: **Jason C. Tsou**, New York, NY (US)

(**) Term: **14 Years**

(21) Appl. No.: **29/434,043**

(22) Filed: **Oct. 9, 2012**

(51) **LOC (9) Cl.** **02-06**

(52) **U.S. Cl.**
USPC **D2/617**

(58) **Field of Classification Search**
USPC D2/610, 611, 612, 613, 614, 615, 616,
D2/617, 618, 619, 620, 621, 622, 623;
D3/226; D20/33; D21/870; D28/63;
D29/113, 114, 116.2, 117.1, 117.2,
D29/123; 2/16, 20, 21, 158, 159, 160,
2/161.1, 161.2, 161.3, 161.4, 161.5,
2/161.6, 161.7, 161.8, 162, 163, 164,
2/165, 166, 167, 168, 169, 170, 917;
15/227

See application file for complete search history.

(56) **References Cited**

U.S. PATENT DOCUMENTS

747,730	A	*	12/1903	Kommer	2/163
1,358,824	A	*	11/1920	Burden	2/163
3,608,093	A	*	9/1971	Kirby	2/163
D273,054	S	*	3/1984	Brinson, Jr.	D29/113
D347,101	S	*	5/1994	Baker	D29/113
5,423,090	A	*	6/1995	Gimbel	2/161.7
5,680,654	A	*	10/1997	McClanahan, II	2/163

7,210,172	B2	*	5/2007	Adams, Jr.	2/163
D568,026	S	*	5/2008	Schiapelli	D2/613
D599,078	S	*	9/2009	Schiapelli	D2/613

OTHER PUBLICATIONS

Polo Ralph Lauren Texting Gloves [on-line]; posted to the Internet on Dec. 5, 2011; retrieved from the Internet on Aug. 10, 2013. URL: ><http://www.emenaccessories.com/2011/12/05/polo-ralph-lauren-texting-gloves/><. (6 pages).*

* cited by examiner

Primary Examiner — Karen E Eldridge Powers
(74) *Attorney, Agent, or Firm* — Leason Ellis LLP

(57) **CLAIM**
The ornamental design for a glove, as shown and described.

DESCRIPTION

FIG. 1 is a front elevation view of a glove illustrating my new design in connection with a right-hand glove and showing the thumb and index-finger portions in a stressed, slightly-opened state. The unshown left-hand glove is a mirror image thereof;

FIG. 2 is a rear elevation view of the glove of FIG. 1;

FIG. 3 is a top plan view of the glove of FIG. 1;

FIG. 4 is a bottom plan view of the glove of FIG. 1;

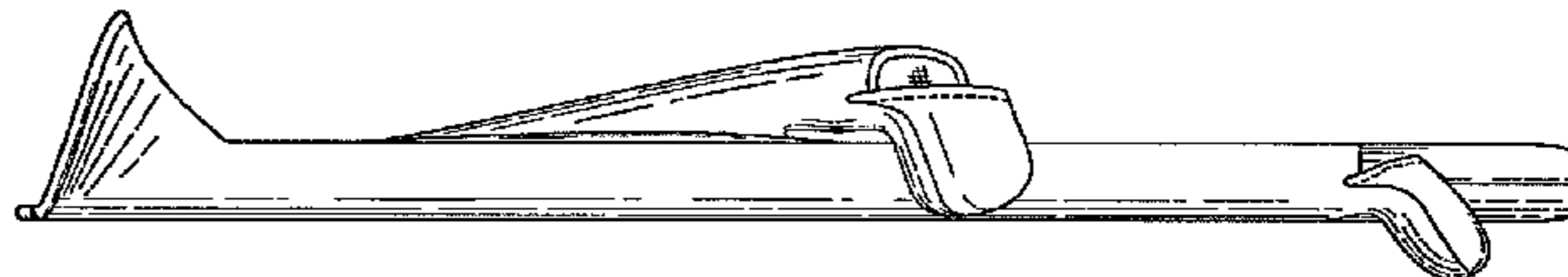
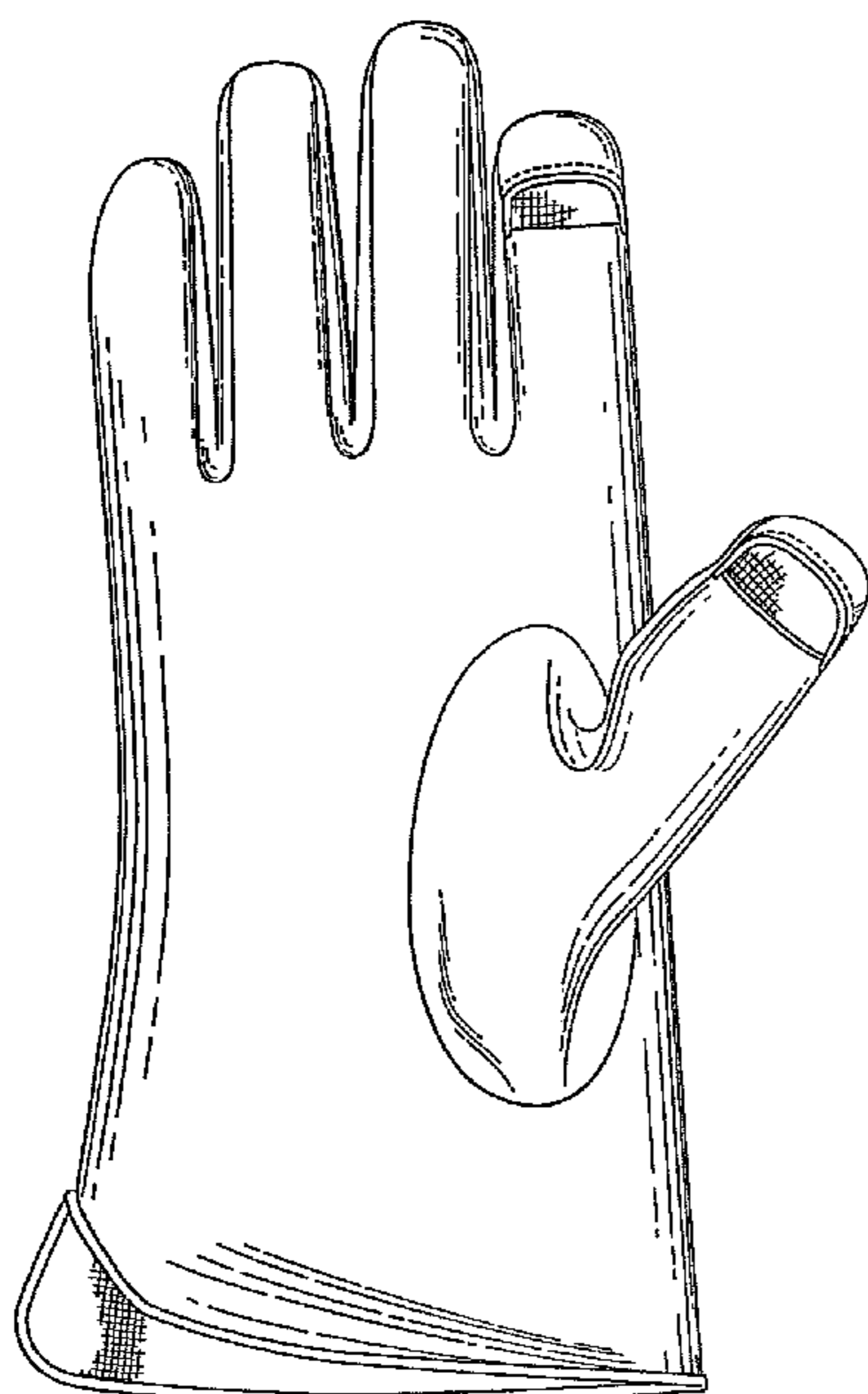
FIG. 5 is a right-side elevation view of the glove of FIG. 1

FIG. 6 is a left-side elevation view of the glove of FIG. 1; and,

FIG. 7 is a front elevation view of the glove of FIG. 1, showing the thumb and index-finger portions in a relaxed, closed state.

The broken lines shown in the drawings illustrate unclaimed features.

1 Claim, 3 Drawing Sheets



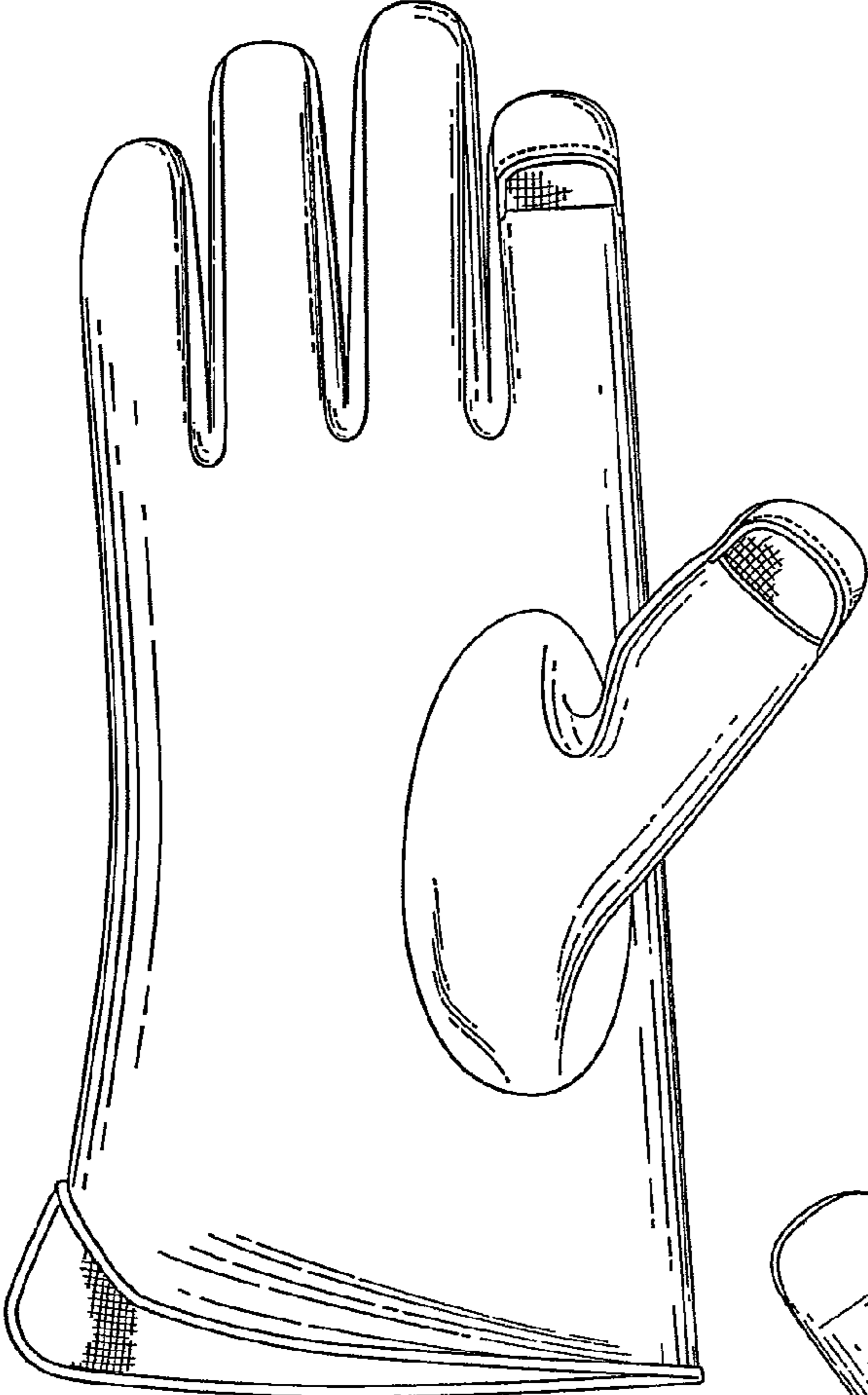


Fig. 1

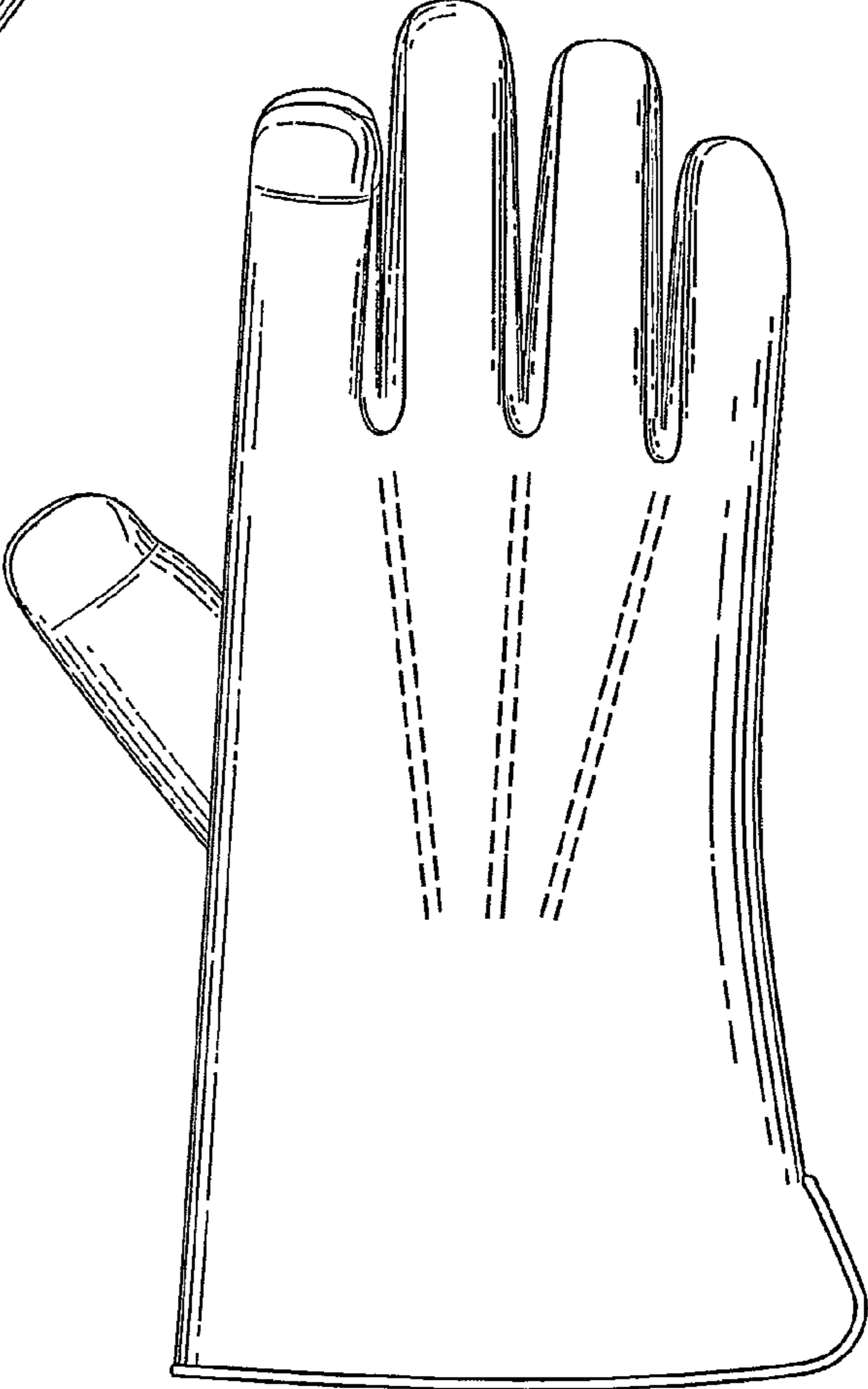


Fig. 2

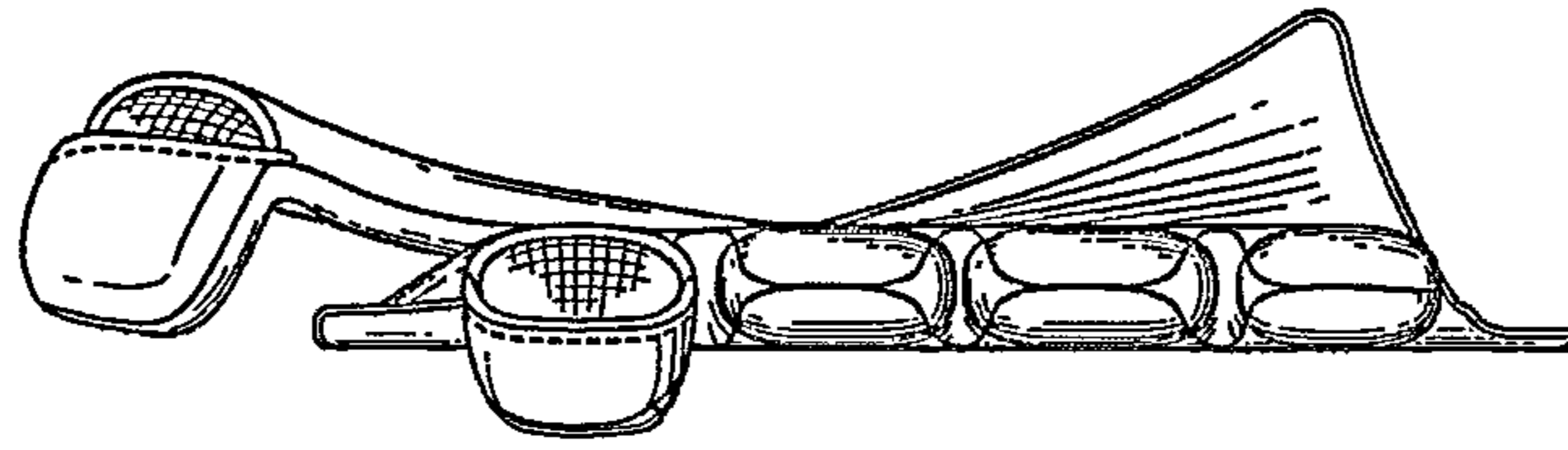


Fig. 3

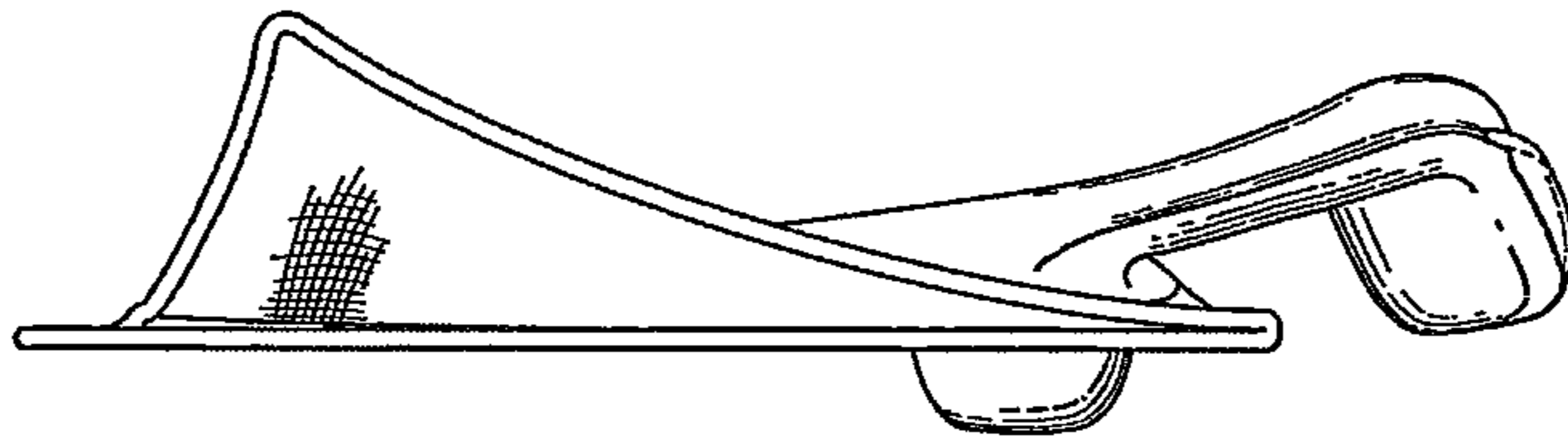


Fig. 4

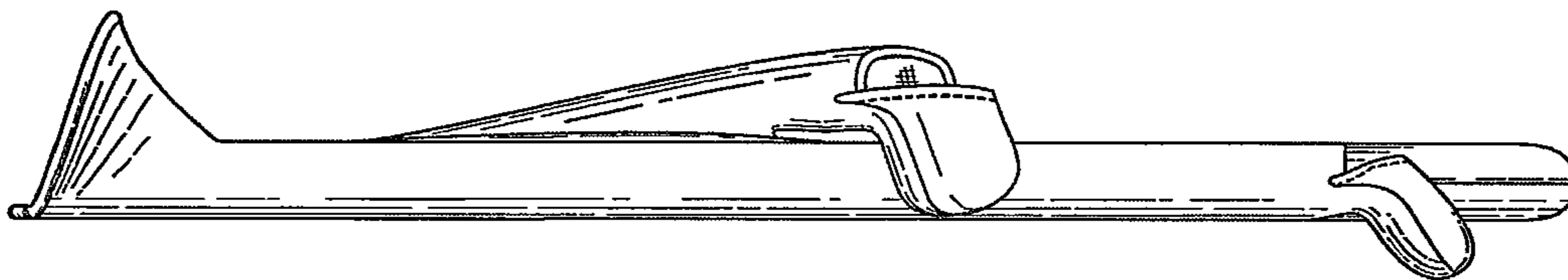


Fig. 5

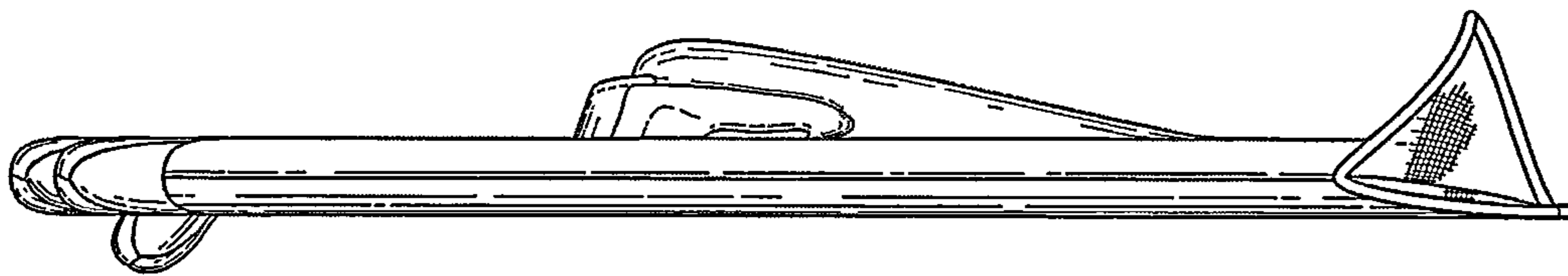


Fig. 6

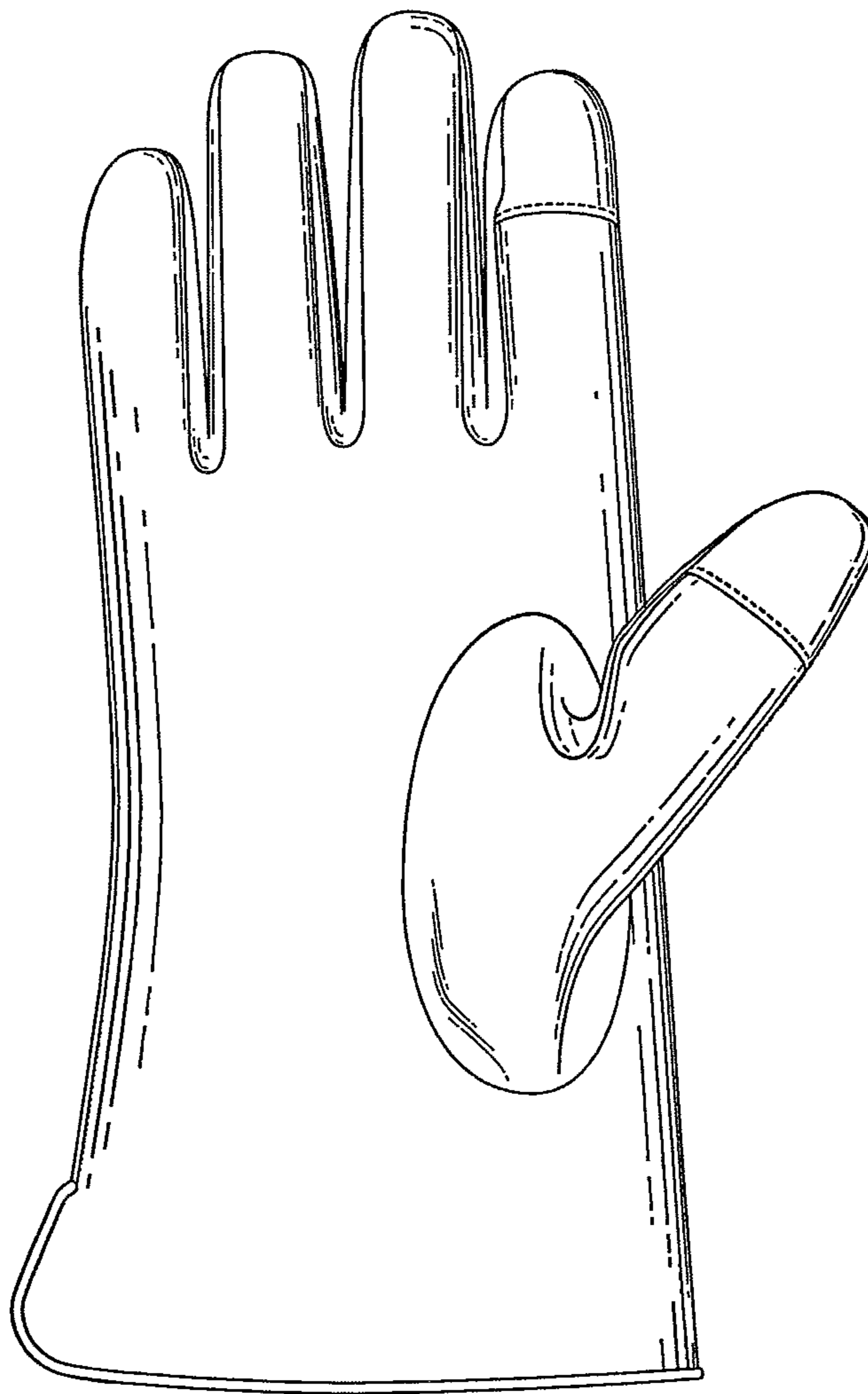


Fig. 7