



US00D693536S

(12) **United States Design Patent**  
**Weber**

(10) **Patent No.:** **US D693,536 S**

(45) **Date of Patent:** **\*\* \*Nov. 19, 2013**

(54) **SLEEVE FOR AN ICE CONFECTIONERY**

(76) Inventor: **Vickie Weber**, Welcome, MN (US)

(\* ) Notice: This patent is subject to a terminal disclaimer.

(\*\*) Term: **14 Years**

(21) Appl. No.: **29/391,601**

(22) Filed: **May 11, 2011**

(51) **LOC (9) Cl.** ..... **01-01**

(52) **U.S. Cl.**  
USPC ..... **D1/105**

(58) **Field of Classification Search**

USPC ..... D1/100-130, 199; 426/138, 143, 275, 426/277, 279, 281-284, 292, 295, 391, 426/514; D7/505, 513, 546, 553.3, 553.6, D7/553.7, 547, 555, 602, 672, 624.2; D11/143; D21/386; D9/434, 712; D3/269; D12/220; D6/610; D16/330

See application file for complete search history.

(56) **References Cited**

**U.S. PATENT DOCUMENTS**

4,399,156	A *	8/1983	Bernal	.....	426/91
4,753,813	A *	6/1988	Saadia	.....	426/283
D411,161	S *	6/1999	Wooten	.....	D12/220
D429,447	S *	8/2000	Prag	.....	D7/607
D513,363	S *	1/2006	Swartz et al.	.....	D3/202
D577,760	S *	9/2008	Alexander	.....	D16/330
D594,686	S *	6/2009	Bodum	.....	D6/610
D602,773	S *	10/2009	Lendzyk	.....	D9/434
D614,043	S *	4/2010	Palmer et al.	.....	D9/712
D629,997	S *	1/2011	Voga	.....	D2/639
D640,013	S *	6/2011	Lewis et al.	.....	D29/120.1
D656,314	S *	3/2012	Marshall	.....	D3/269
2002/0179617	A1*	12/2002	Barthlow et al.	.....	220/739
2005/0281928	A1	12/2005	Crowley		
2009/0032544	A1	2/2009	Boyer		
2009/0200323	A1	8/2009	Nesbitt		

\* cited by examiner

*Primary Examiner* — Cathron Brooks

*Assistant Examiner* — Katie Mroczka

(74) *Attorney, Agent, or Firm* — Vincent G. LoTempio; Klass, Stenger & LoTempio; David T. Stephenson

(57) **CLAIM**

The ornamental design for a sleeve for an ice confectionery, as shown and described.

**DESCRIPTION**

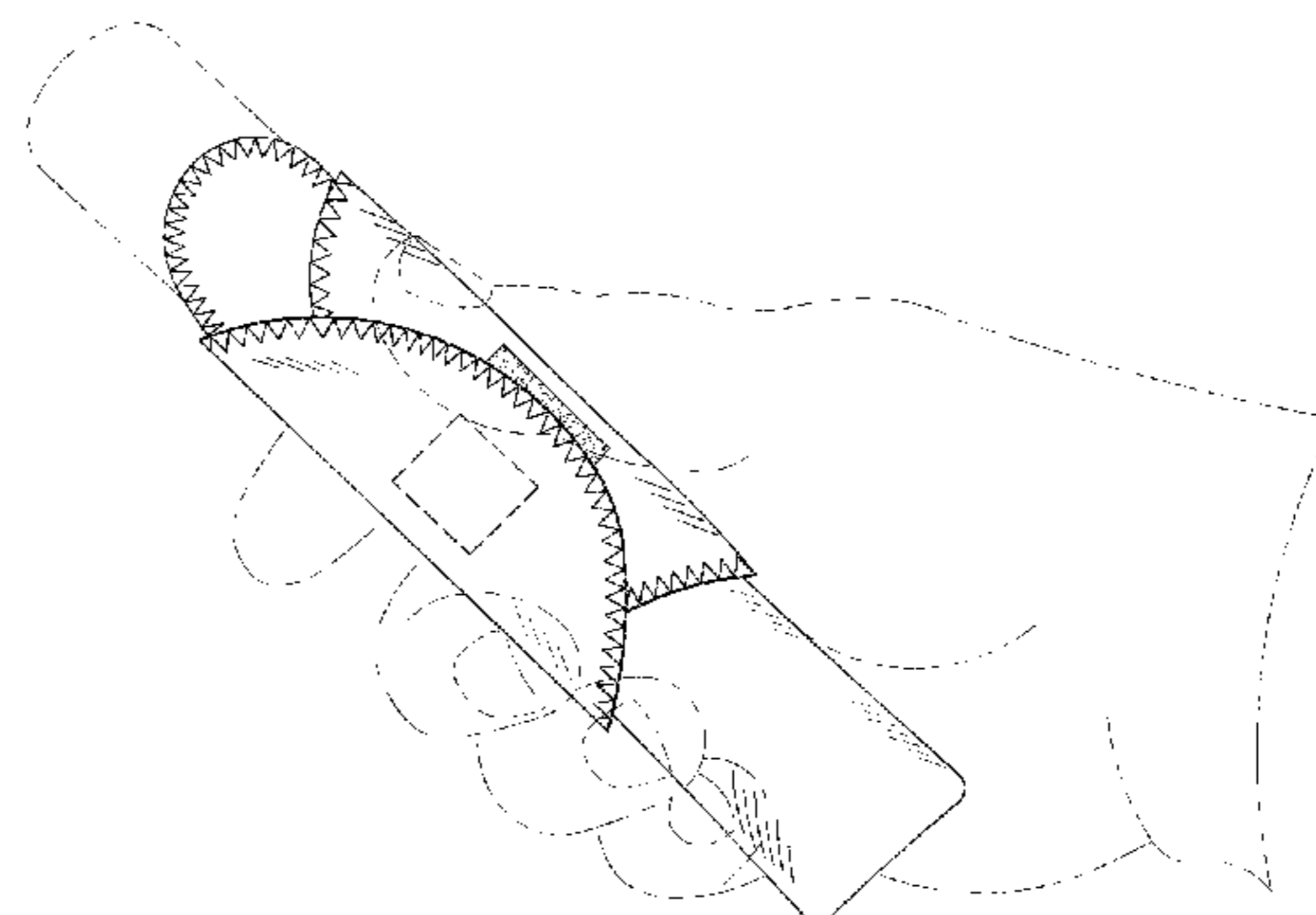
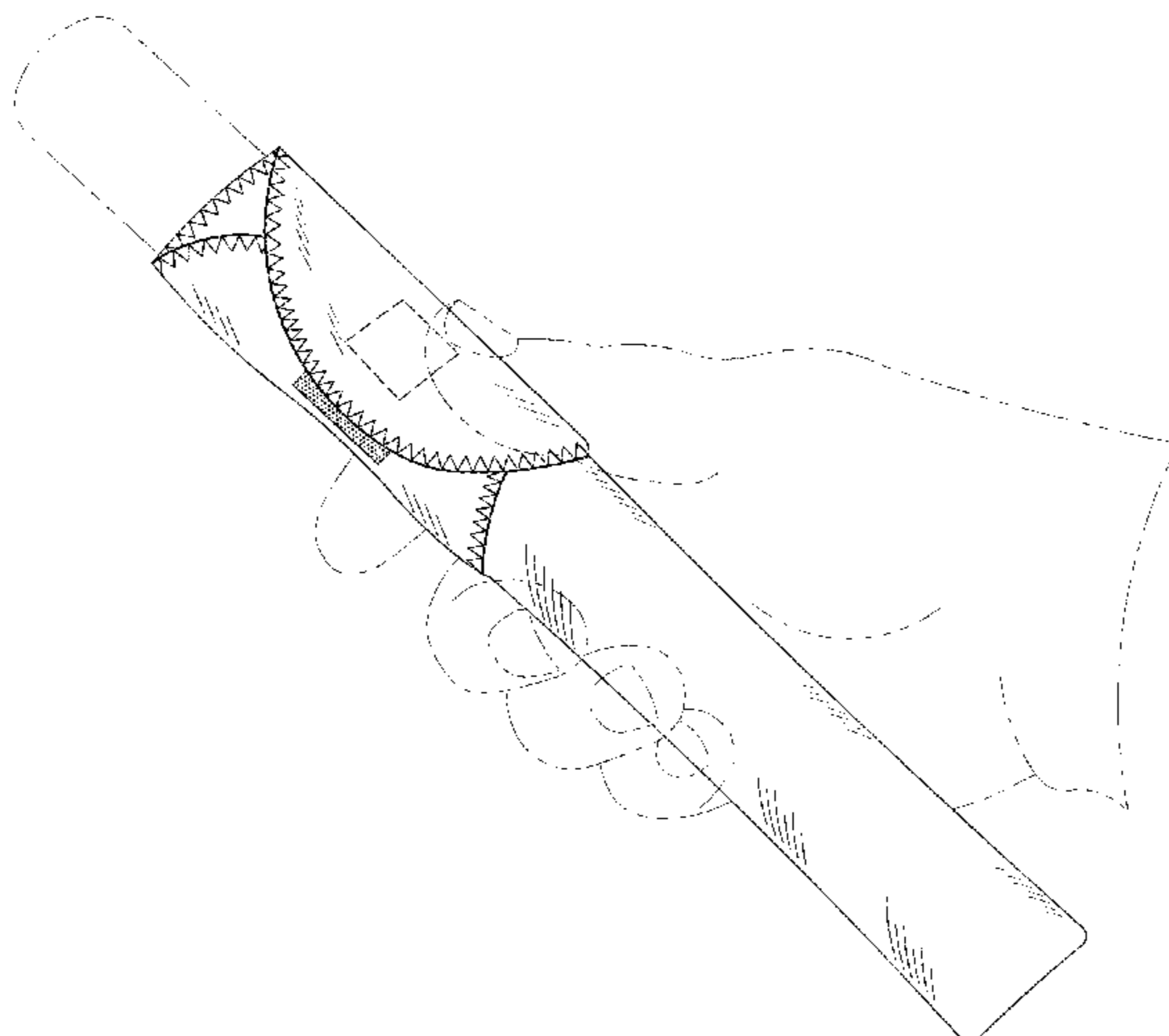
FIG. 1 is a perspective view of an extended, wrapped sleeve for an ice confectionery of my design with environment; FIG. 2 is a front view of an extended, unwrapped sleeve for an ice confectionery of my design; FIG. 3 is a back view of an extended, unwrapped sleeve for an ice confectionery of my design; FIG. 4 is a front view of folded, unwrapped sleeve for an ice confectionery of my design; FIG. 5 is a perspective view of a folded, wrapped sleeve for an ice confectionery of my design with environment; FIG. 6 is a front view of an extended, wrapped sleeve for an ice confectionery of my design; FIG. 7 is a back view of an extended, wrapped sleeve for an ice confectionery of my design; FIG. 8 is a left side view of an extended, wrapped sleeve for an ice confectionery of my design; FIG. 9 is a right side view of an extended, wrapped sleeve for an ice confectionery of my design; FIG. 10 is a top view of an extended, wrapped sleeve for an ice confectionery of my design; and, FIG. 11 is a bottom view of an extended, wrapped sleeve for an ice confectionery of my design.

The broken lines depict environmental structures of the sleeve for an ice confectionery and form no part of the claimed invention.

The broken dash-double-dotted line showing of an ice confectionery and a hand is for the purpose of illustrating environment, and forms no part of the claimed design.

The closely spaced dashed lines and zigzagged lines depict stitching, which form part of the claimed design.

**1 Claim, 8 Drawing Sheets**



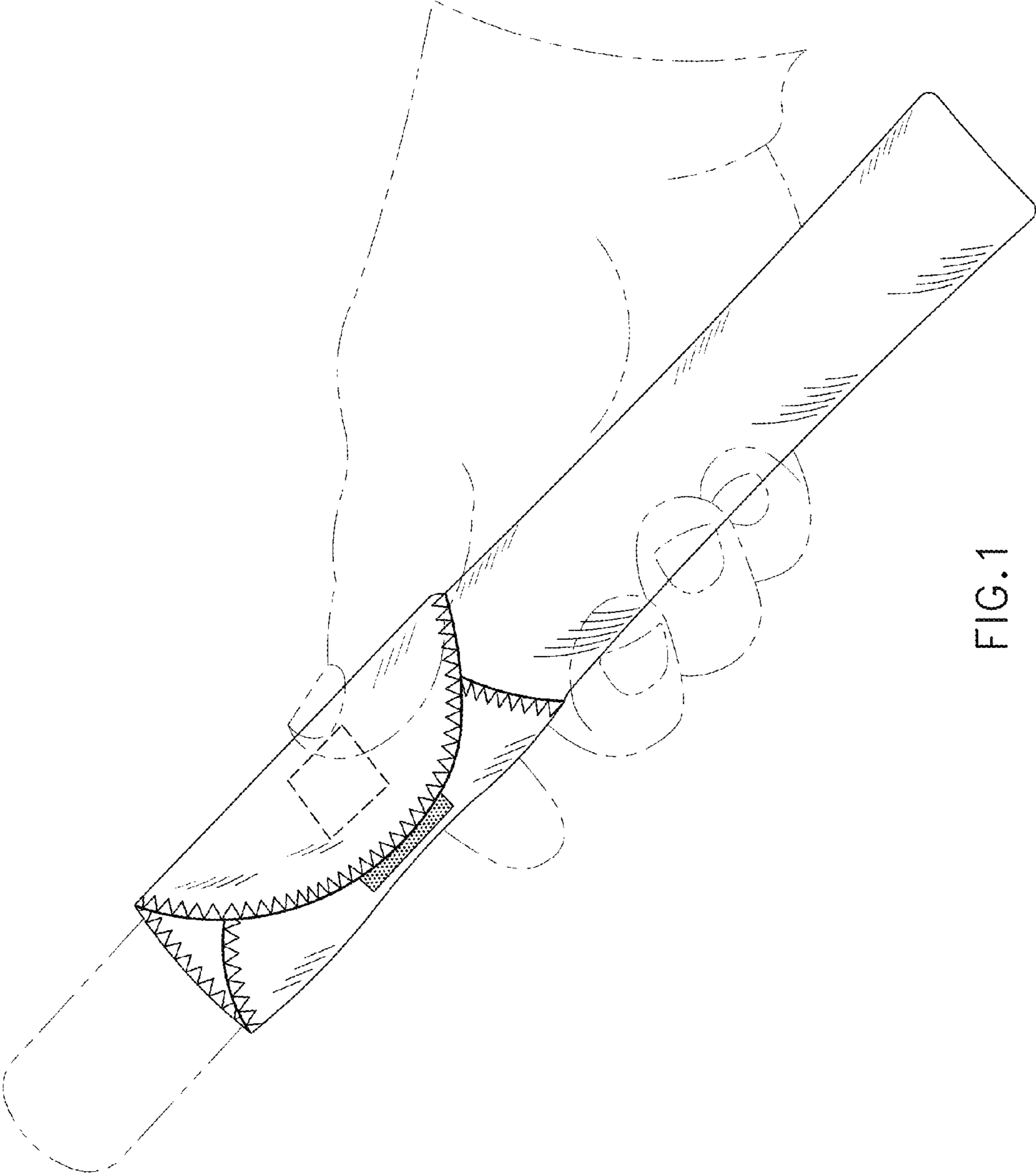


FIG.1

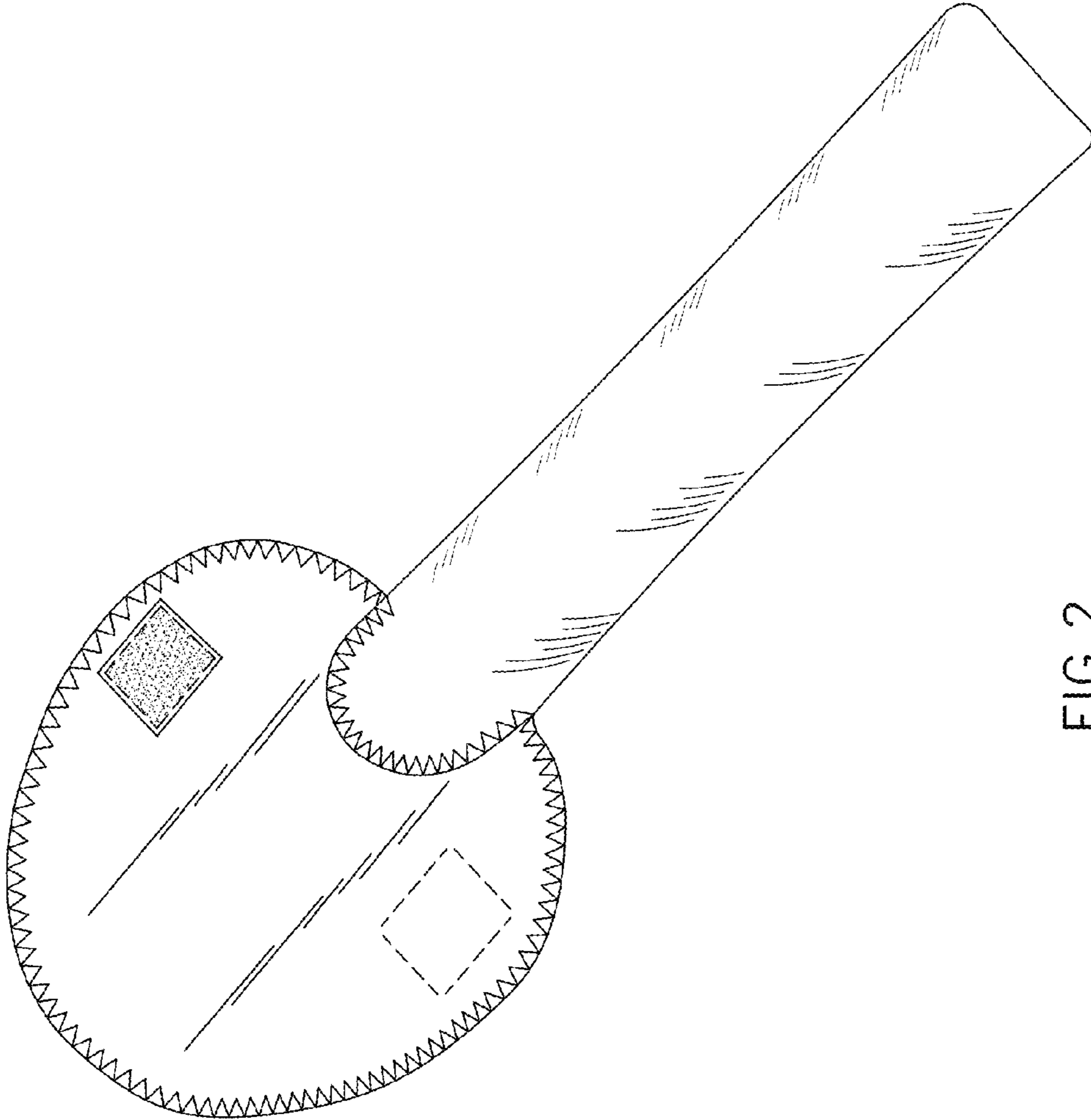


FIG.2

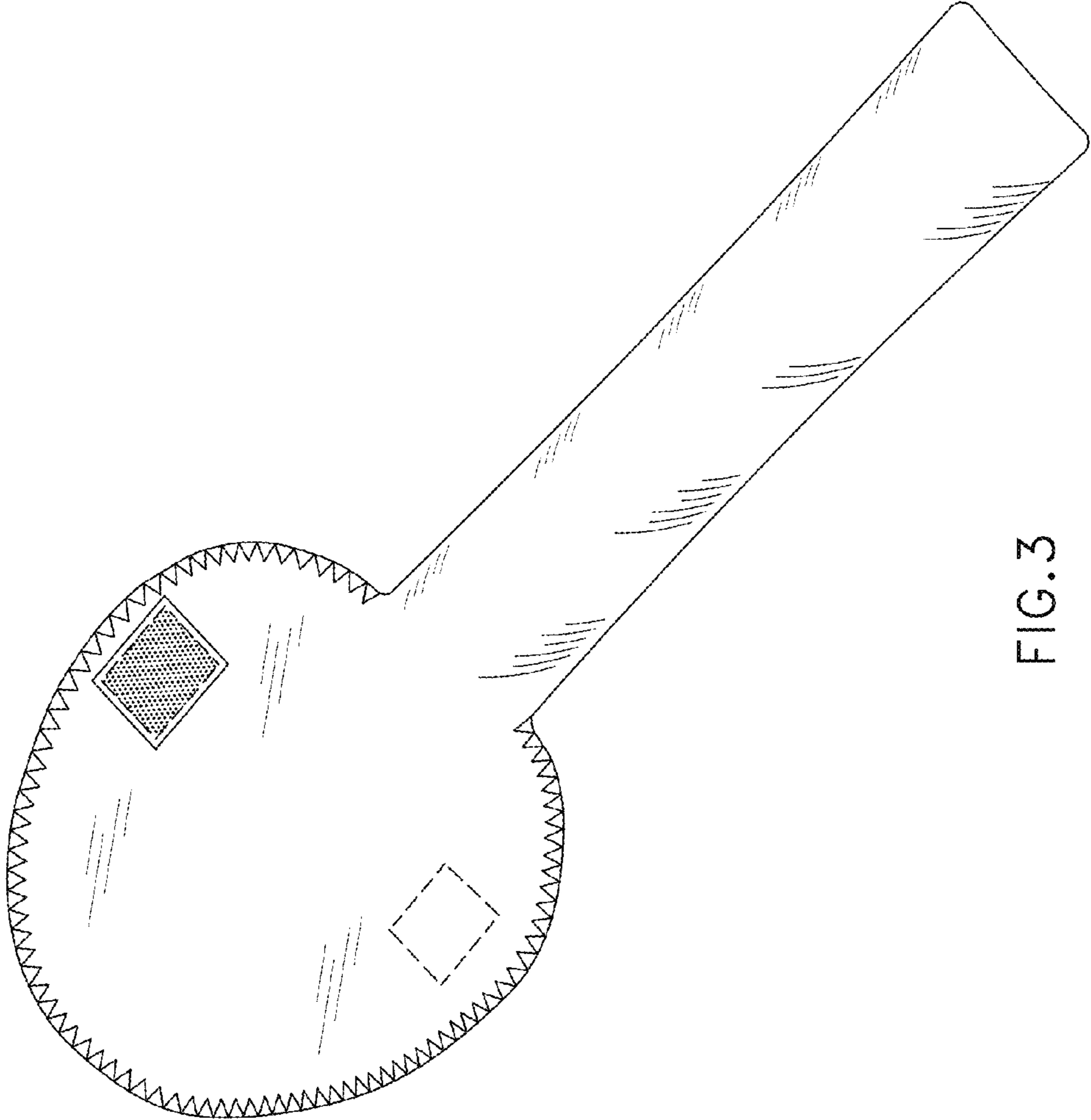


FIG.3

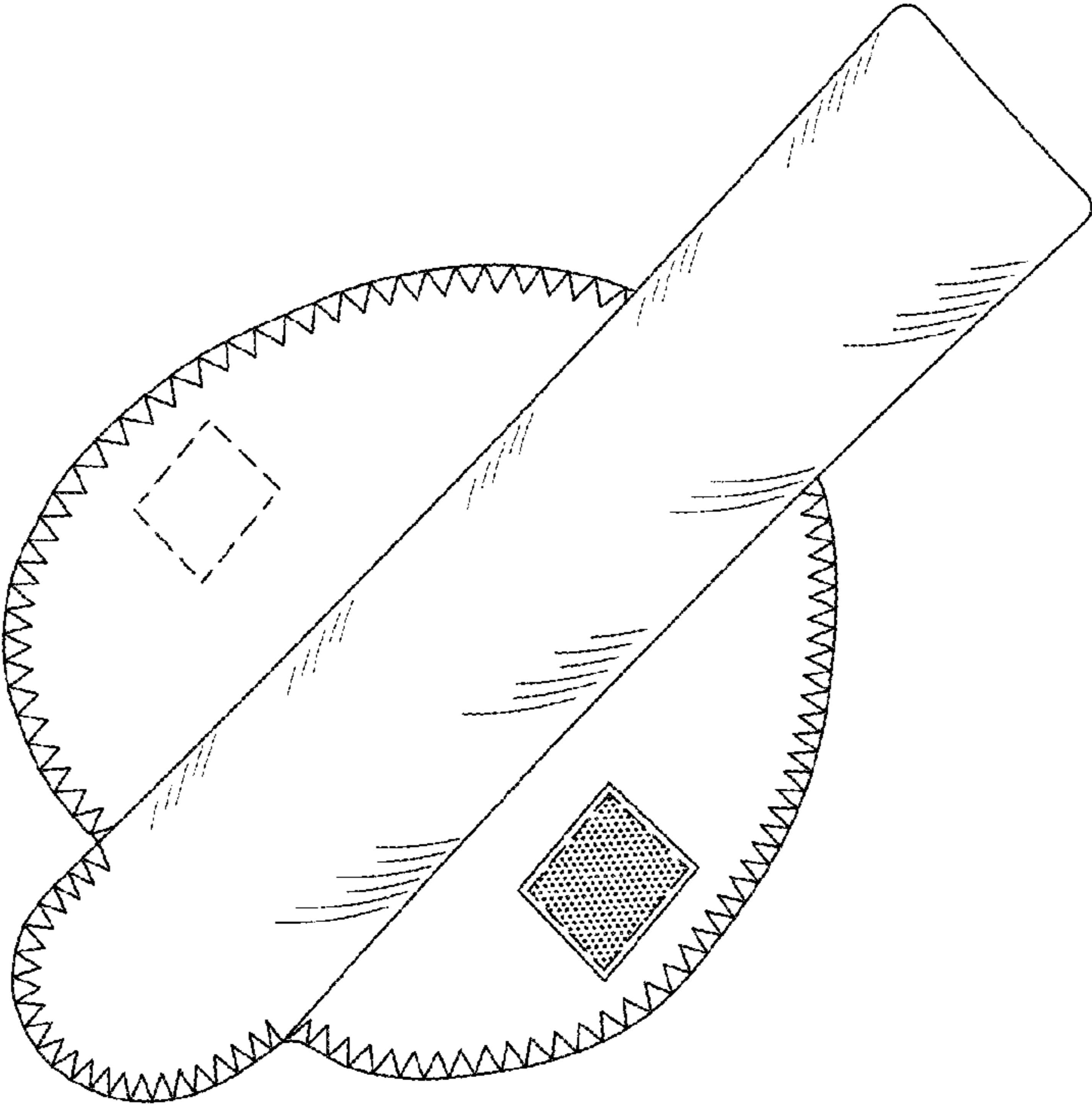


FIG.4

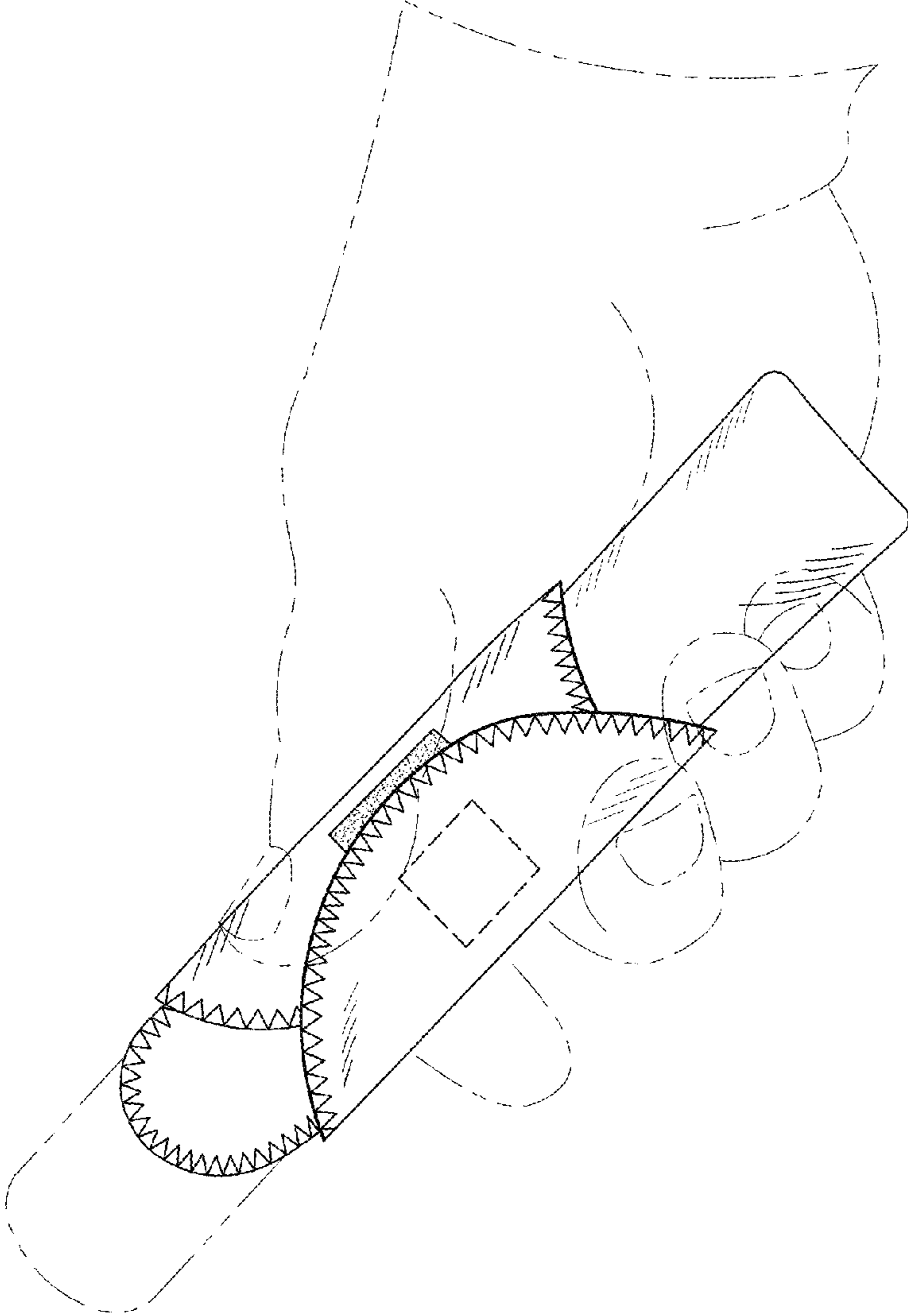


FIG. 5

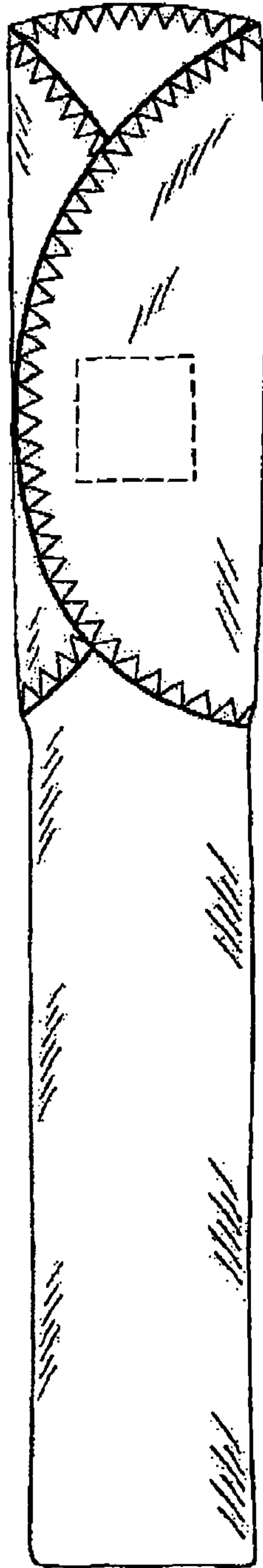


FIG. 6

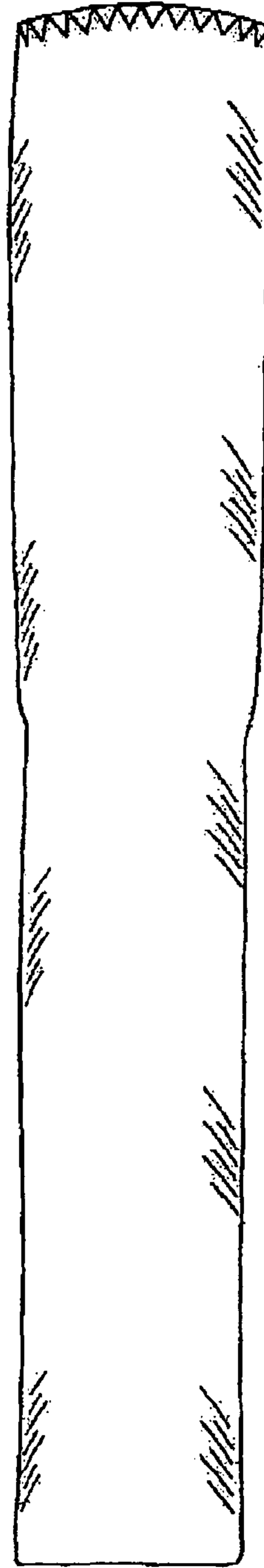


FIG. 7




FIG. 8

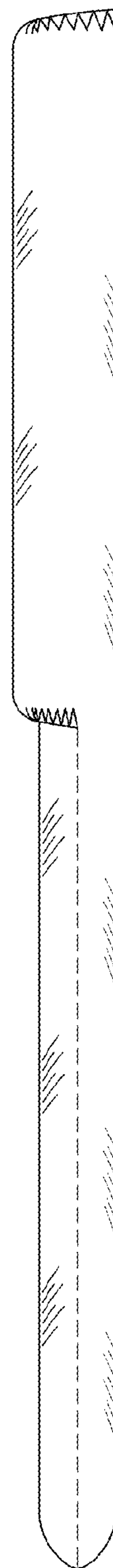


FIG. 9






FIG. 10




FIG. 11