

US00D693518S

(12) **United States Design Patent**
Hsu

(10) **Patent No.:** **US D693,518 S**

(45) **Date of Patent:** **** Nov. 12, 2013**

(54) **HAIR CURLER**

(71) Applicant: **Shih-Ling Hsu**, Tainan (TW)

(72) Inventor: **Shih-Ling Hsu**, Tainan (TW)

(**) Term: **14 Years**

(21) Appl. No.: **29/458,466**

(22) Filed: **Jun. 19, 2013**

(51) **LOC (9) Cl.** **28-03**

(52) **U.S. Cl.**
USPC **D28/37**

(58) **Field of Classification Search**
USPC 219/222–226; 132/222, 223–272;
D28/35, 37–38, 40
See application file for complete search history.

(56) **References Cited**

U.S. PATENT DOCUMENTS

2,892,460 A * 6/1959 Leclabart 132/245
D284,117 S * 6/1986 Collis D28/37
5,144,968 A * 9/1992 Rivera 132/247

D439,373 S * 3/2001 Cheung D28/37
D469,924 S * 2/2003 Farrell D28/37
D643,975 S * 8/2011 Martinelli D28/37

* cited by examiner

Primary Examiner — Jennifer Rivard

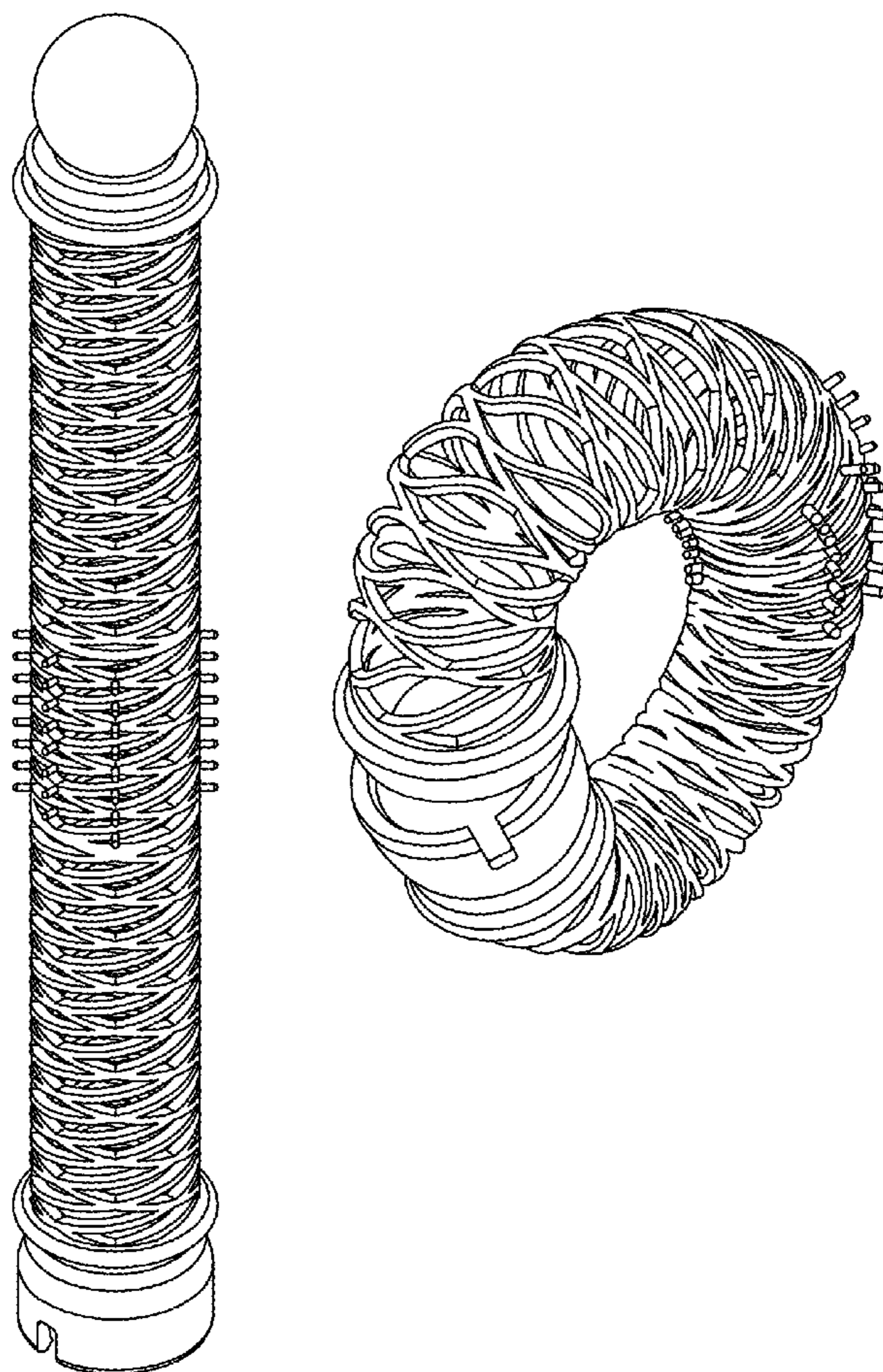
(57) **CLAIM**

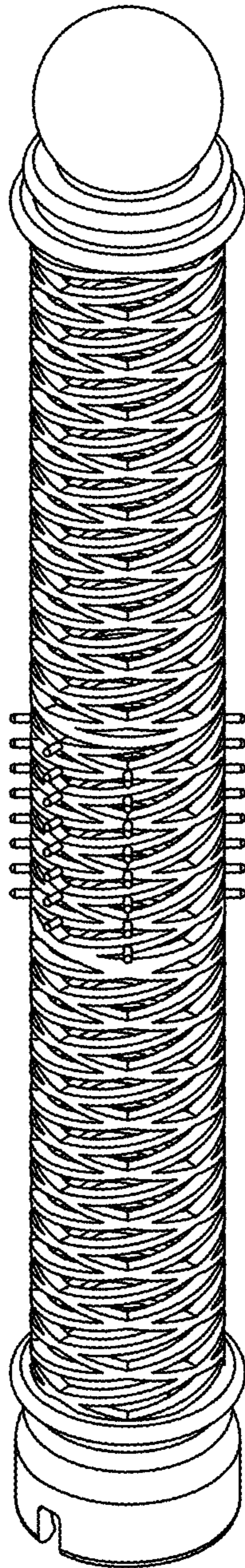
The ornamental design for a hair curler, as shown and described.

DESCRIPTION


FIG. 1 is a perspective view of the hair curler showing my new design;
FIG. 2 is a front elevation view thereof;
FIG. 3 is a rear elevation view thereof;
FIG. 4 is a left side elevation view thereof;
FIG. 5 is a right side elevation view thereof;
FIG. 6 is a top plan view thereof; and
FIG. 7 is a bottom plan view thereof; and
FIG. 8 is a perspective view of the hair curler showing the design in an alternate configuration.

1 Claim, 8 Drawing Sheets





F I G . 1



F I G . 2




FIG. 3

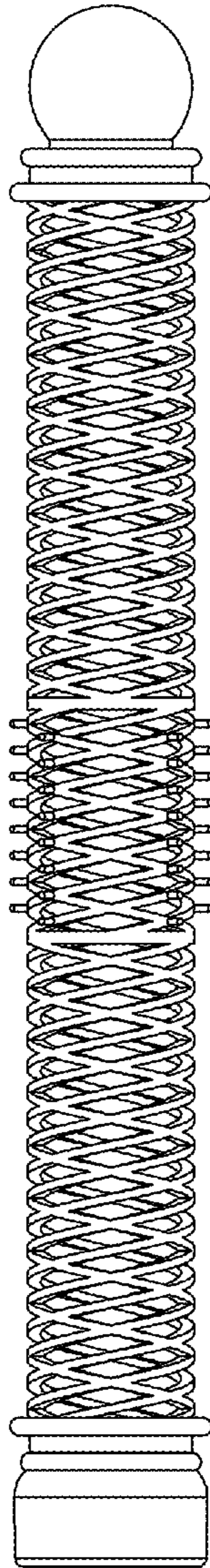

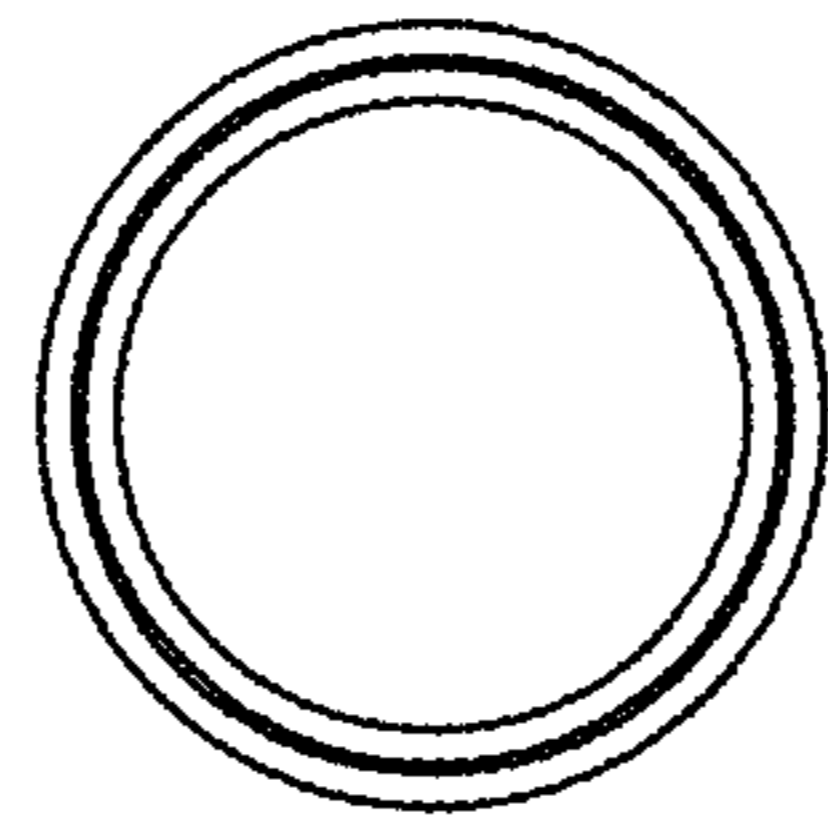


FIG. 4



F I G . 5



F I G . 6

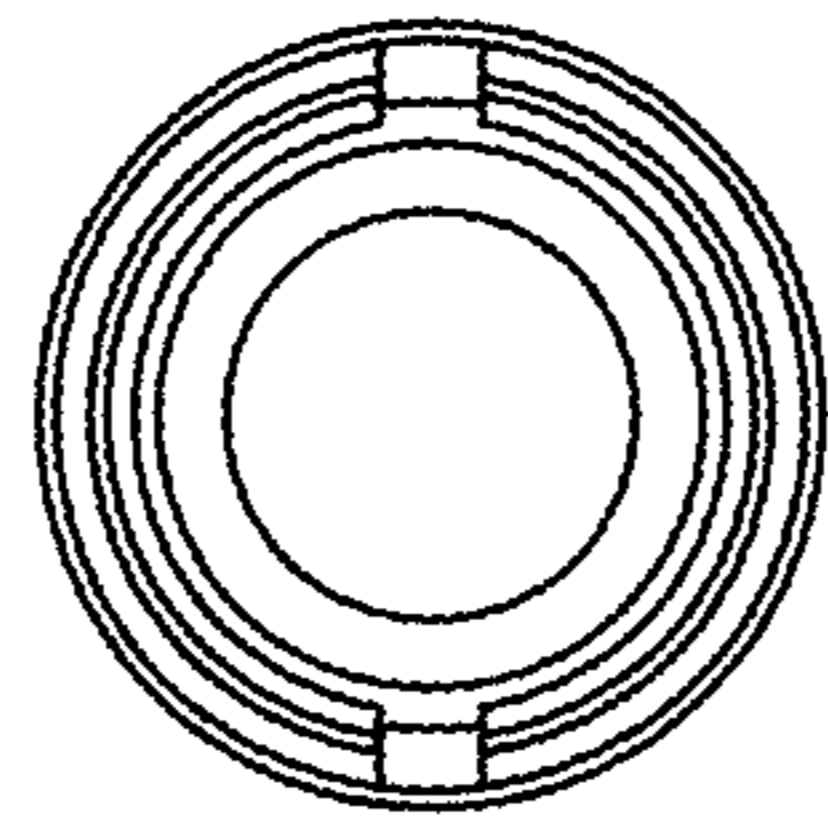


FIG. 7

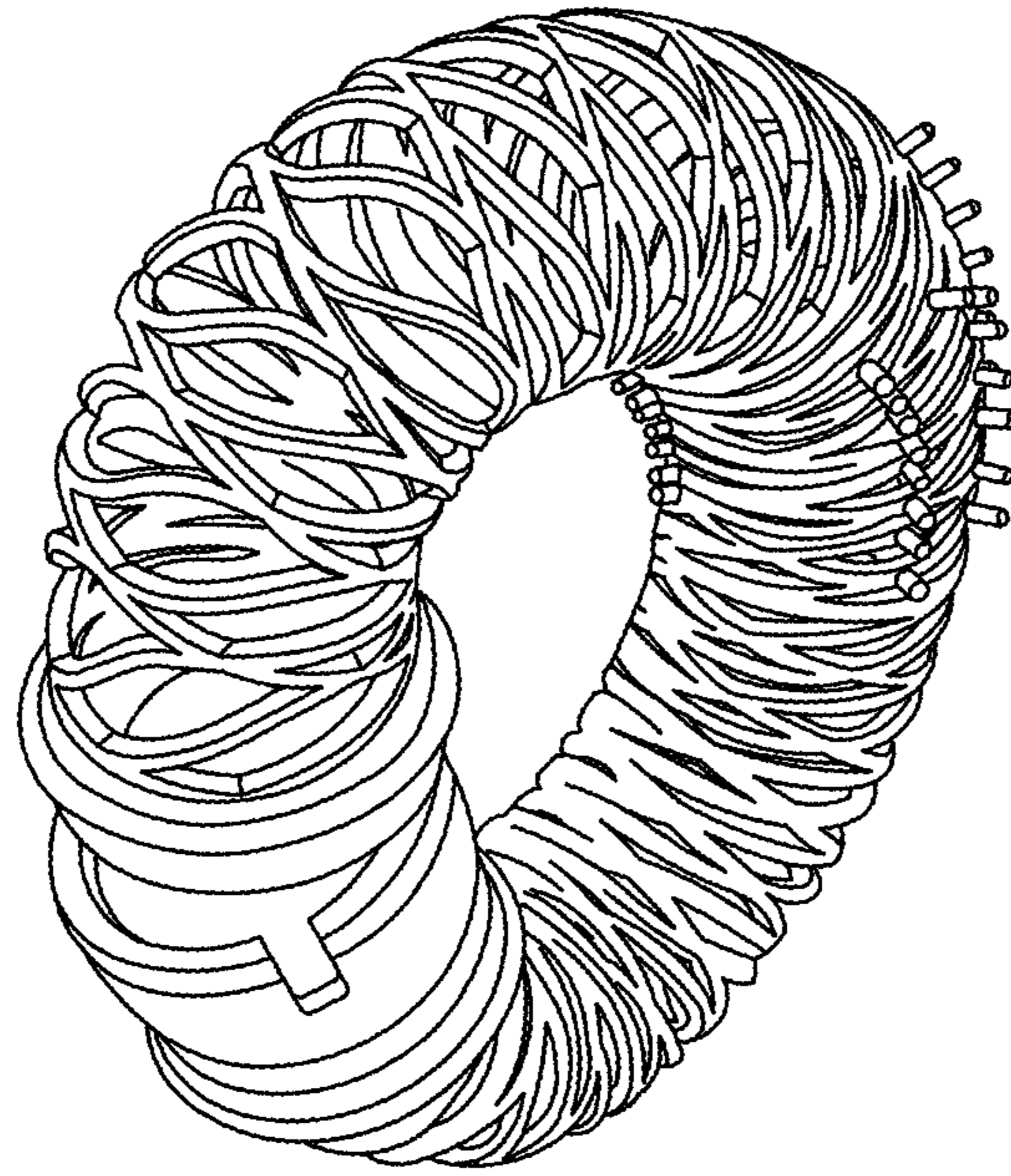


FIG. 8