



US00D693517S

(12) **United States Design Patent**
Davis

(10) **Patent No.:** **US D693,517 S**
(45) **Date of Patent:** **** Nov. 12, 2013**

- (54) **LIGHT MODULE**
- (75) Inventor: **Jared Michael Davis**, Newnan, GA (US)
- (73) Assignee: **Cooper Technologies Company**, Houston, TX (US)
- (**) Term: **14 Years**
- (21) Appl. No.: **29/427,211**
- (22) Filed: **Jul. 16, 2012**

Related U.S. Application Data

- (63) Continuation of application No. 29/387,617, filed on Mar. 15, 2011, now Pat. No. Des. 663,888.
- (51) **LOC (9) Cl.** **26-99**
- (52) **U.S. Cl.**
USPC **D26/138**
- (58) **Field of Classification Search**
USPC D26/2, 3, 24, 60-63, 65, 68, 70-72, 74, D26/76, 80-87, 93, 113, 118, 120-122, 124, D26/128, 130, 134, 137, 138, 141, 142, 145, D26/152-155; D13/133.134, 136, 146, 178, D13/180; 362/92, 102, 147, 327, 364, 367, 362/368, 405, 407, 413, 545; 165/80.3, 165/104.21, 104.33; 248/303; D8/354, 367, D8/370; D25/38, 126; D6/524, 649
See application file for complete search history.

(56) **References Cited**

U.S. PATENT DOCUMENTS

4,313,154	A	1/1982	Capostagno et al.
4,399,497	A	8/1983	Druffel
4,754,377	A	6/1988	Wenman
D326,537	S	5/1992	Gattari
D381,454	S	7/1997	Lecluze
6,364,511	B1	4/2002	Cohen

6,517,218	B2	2/2003	Hochstein
6,554,457	B1	4/2003	Platt
D474,298	S	5/2003	Lecluze
D488,252	S	4/2004	Benghozi
D488,583	S	4/2004	Benghozi
D490,181	S	5/2004	Redfern
6,787,999	B2	9/2004	Stimac et al.
D516,229	S	2/2006	Tang
7,102,172	B2	9/2006	Lynch et al.
7,213,940	B1	5/2007	Van de Ven et al.
D548,390	S	8/2007	Lecluze
D551,384	S *	9/2007	Rashidi D26/118
D551,797	S	9/2007	Rashidi
7,344,279	B2	3/2008	Mueller et al.
7,374,308	B2	5/2008	Sevack et al.
D570,531	S *	6/2008	Rashidi D26/118
D570,537	S	6/2008	Chan et al.

(Continued)

Primary Examiner — Zenia Bennett
(74) *Attorney, Agent, or Firm* — King & Spalding LLP

(57) **CLAIM**


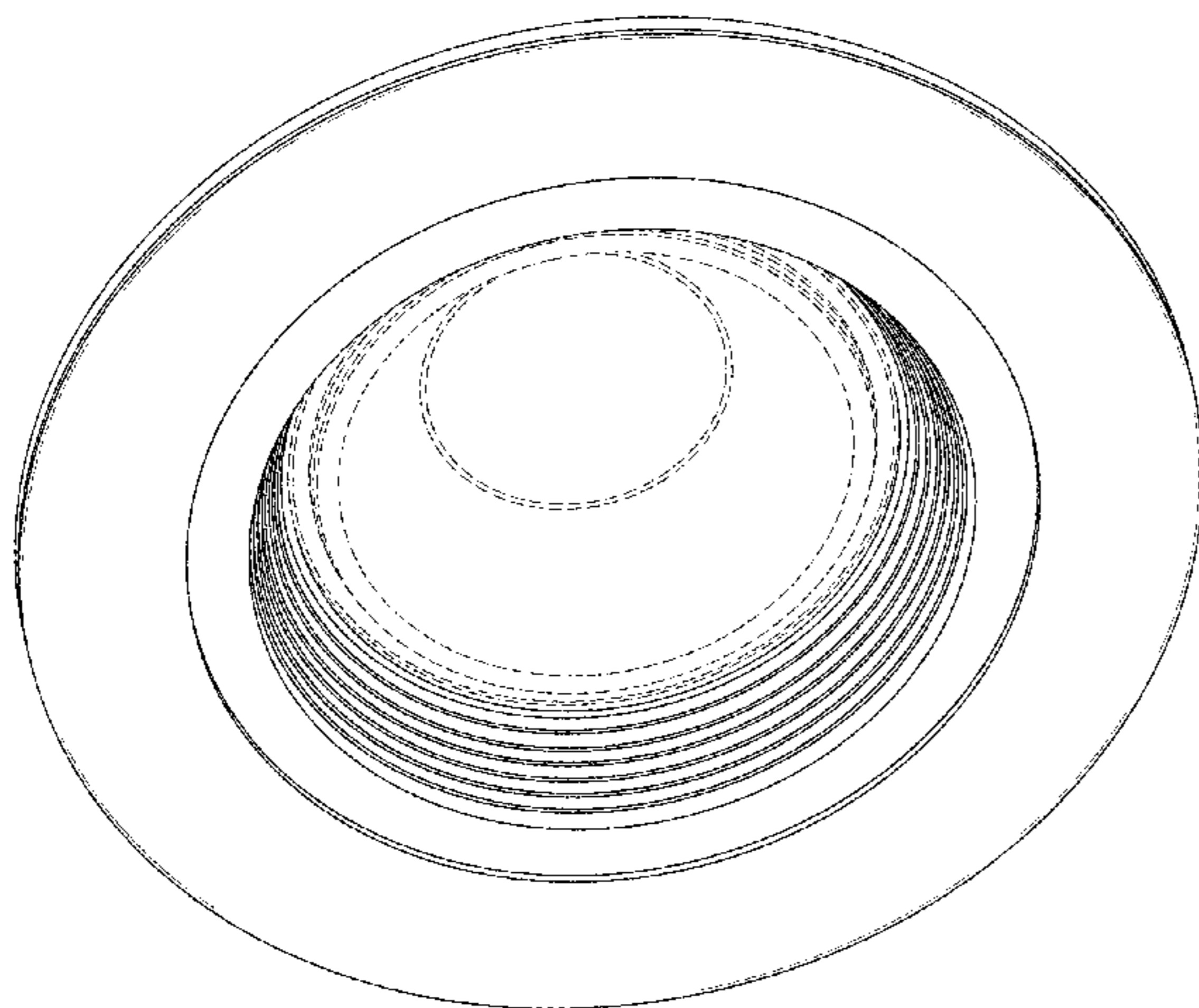
The ornamental design for a light module, as shown and described.

DESCRIPTION

FIG. 1 is a bottom perspective view of a light module, showing my new design;
 FIG. 2 is a bottom plan view thereof;
 FIG. 3 is a top plan view thereof;
 FIG. 4 is a top perspective view thereof;
 FIG. 5 is a front elevation view thereof;
 FIG. 6 is a right-side elevation view thereof;
 FIG. 7 is a back elevation view thereof; and,
 FIG. 8 is a left-side elevation view thereof.

The dot-dash lines in the drawing represent boundary lines and form no part of the claimed design. The dash-dash lines shown represent unclaimed subject matter and form no part of the claimed design.

1 Claim, 6 Drawing Sheets



(56)

References Cited

U.S. PATENT DOCUMENTS

D571,036 S *	6/2008	Rashidi	D26/118	D624,691 S	9/2010	Zhang et al.	
D573,294 S	7/2008	Chan et al.		7,862,214 B2	1/2011	Trott et al.	
D586,497 S	2/2009	Wu et al.		D636,115 S	4/2011	Dai	
D591,894 S	5/2009	Flank		D636,921 S	4/2011	Van de Ven et al.	
D595,005 S	6/2009	Chou		D638,160 S	5/2011	Van de Ven et al.	
D601,293 S *	9/2009	MacKenzie	D26/74	D679,044 S *	3/2013	Jeswani et al.	D26/74
D601,739 S *	10/2009	Chan et al.	D26/74	2005/0174780 A1	8/2005	Park	
7,597,460 B1	10/2009	Rashidi		2007/0253202 A1	11/2007	Wu et al.	
D610,289 S	2/2010	Yoshinobu et al.		2008/0130298 A1	6/2008	Negley et al.	
7,658,517 B2	2/2010	Czech et al.		2008/0304269 A1	12/2008	Pickard et al.	
7,722,227 B2	5/2010	Zhang et al.		2010/0039829 A1	2/2010	Tsai	
				2010/0061108 A1	3/2010	Zhang et al.	
				2010/0085766 A1	4/2010	Czech et al.	
				2010/0110699 A1	5/2010	Chou	

* cited by examiner

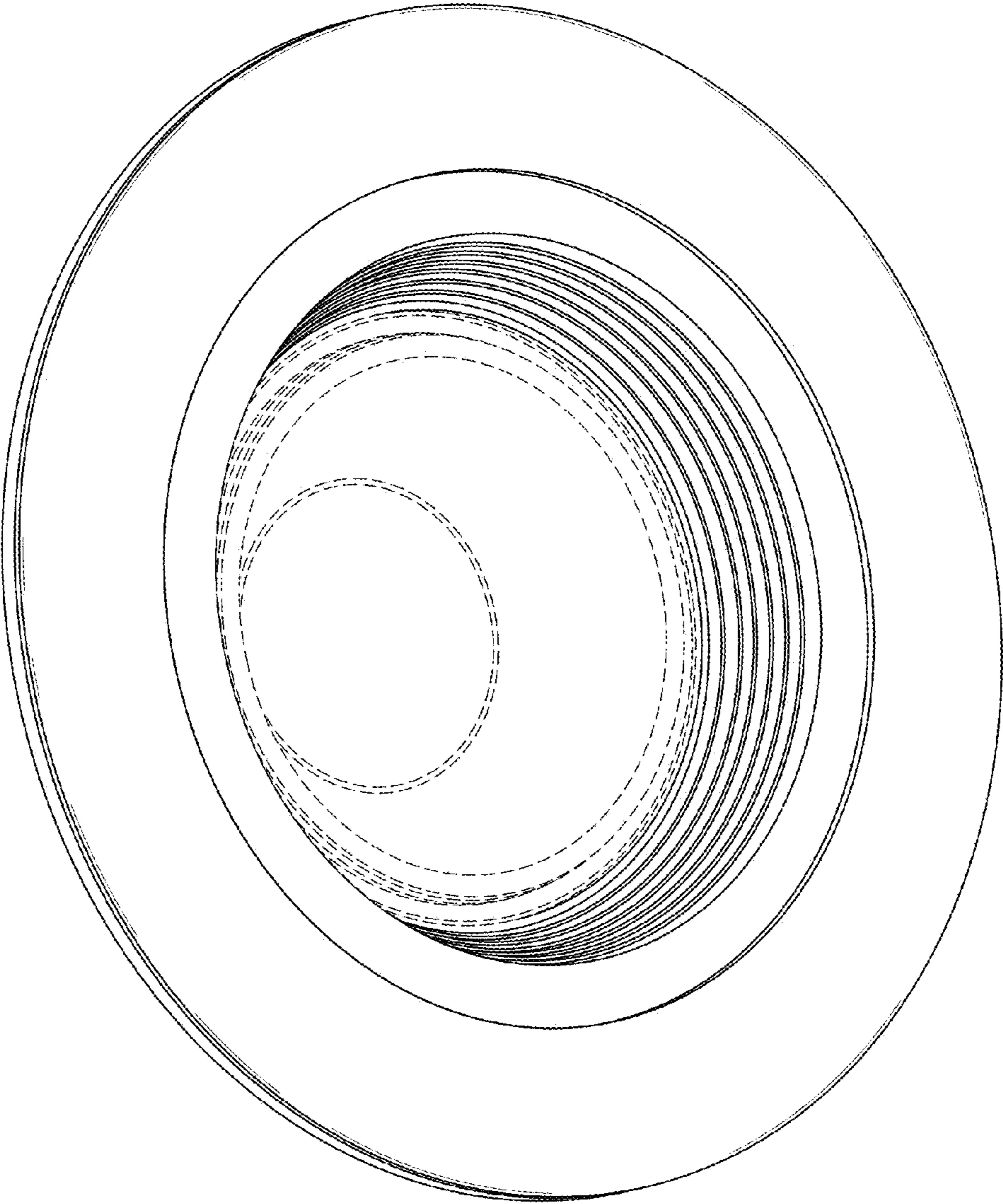


FIG. 1

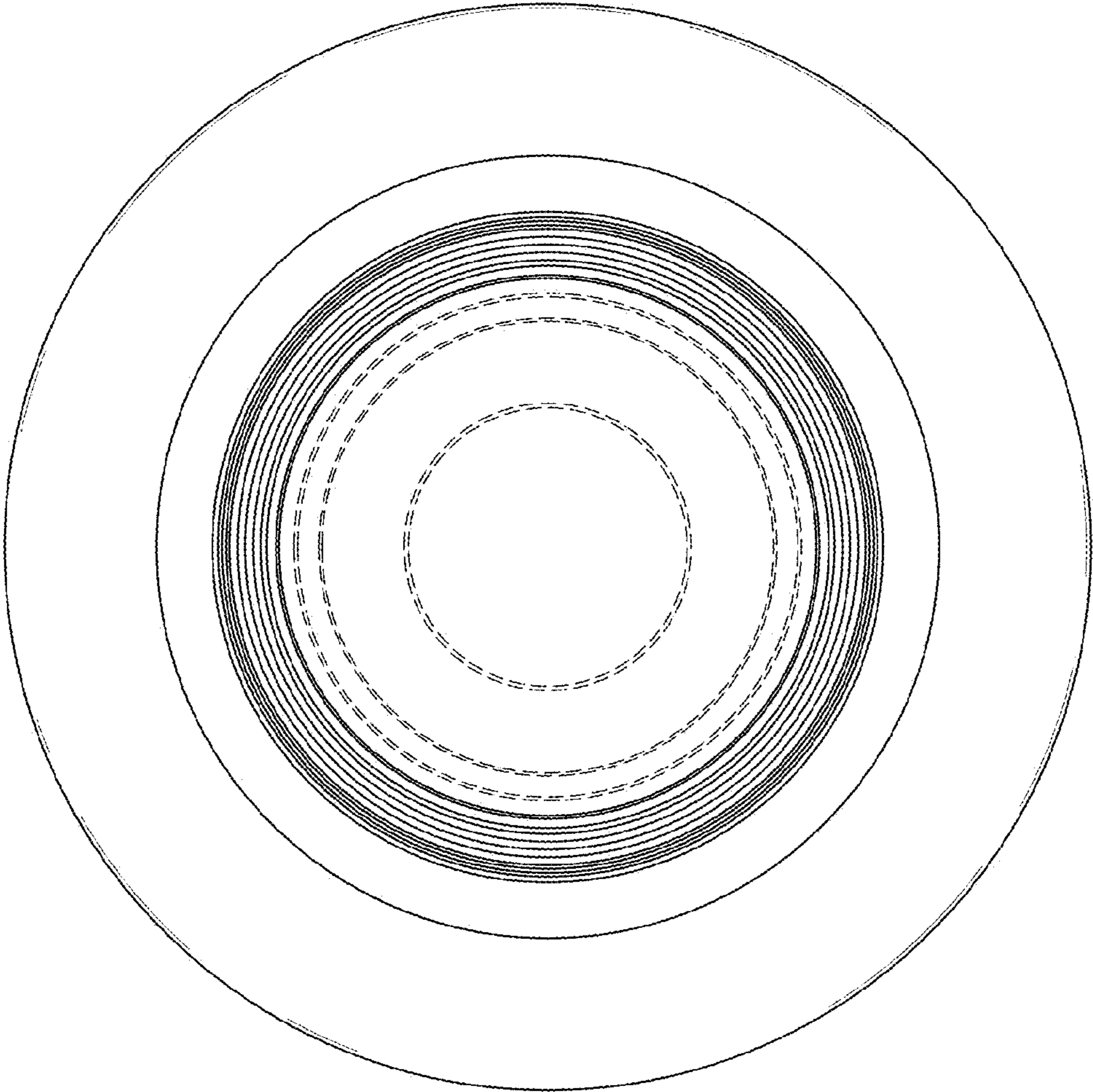


FIG. 2

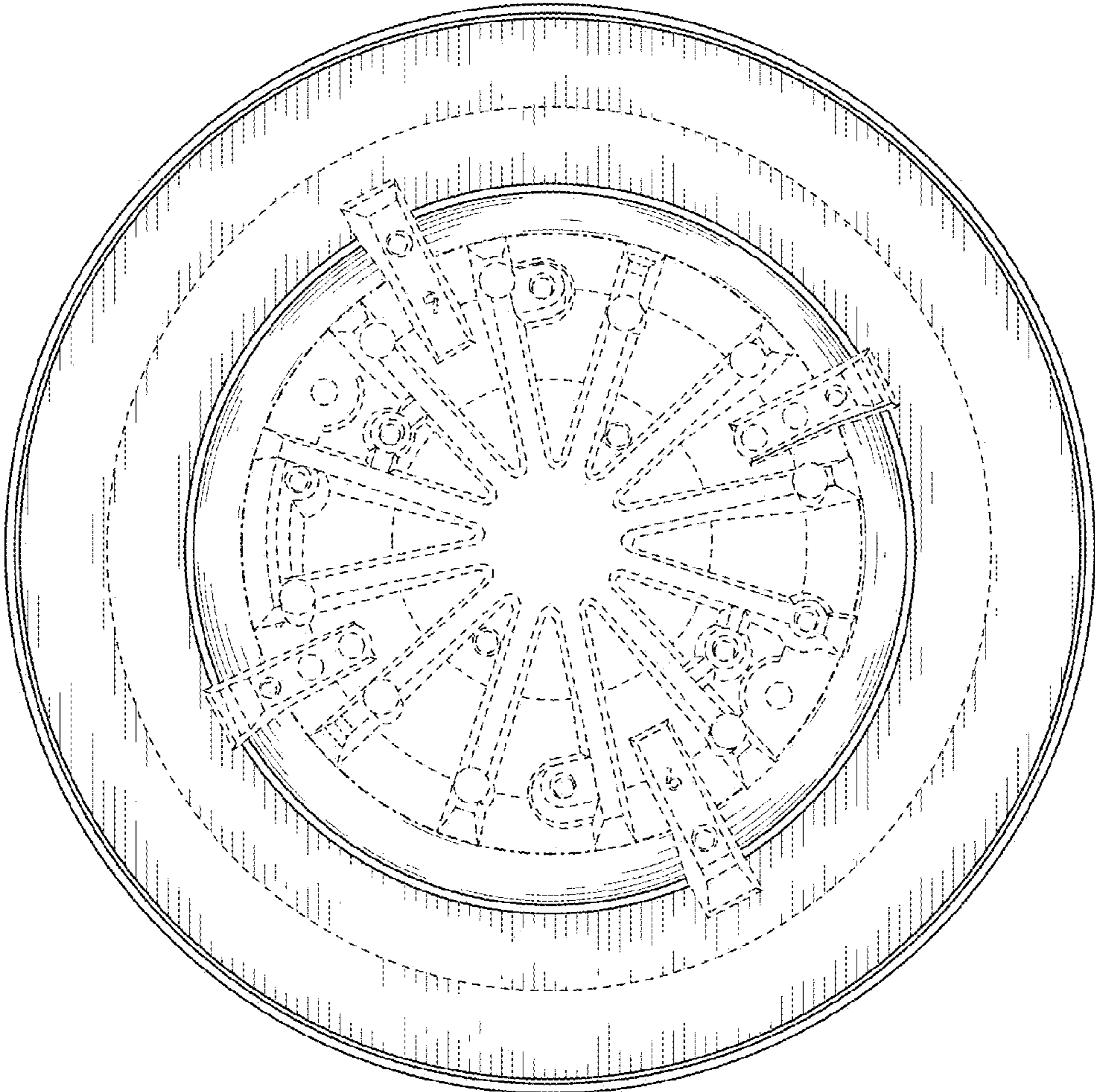


FIG. 3

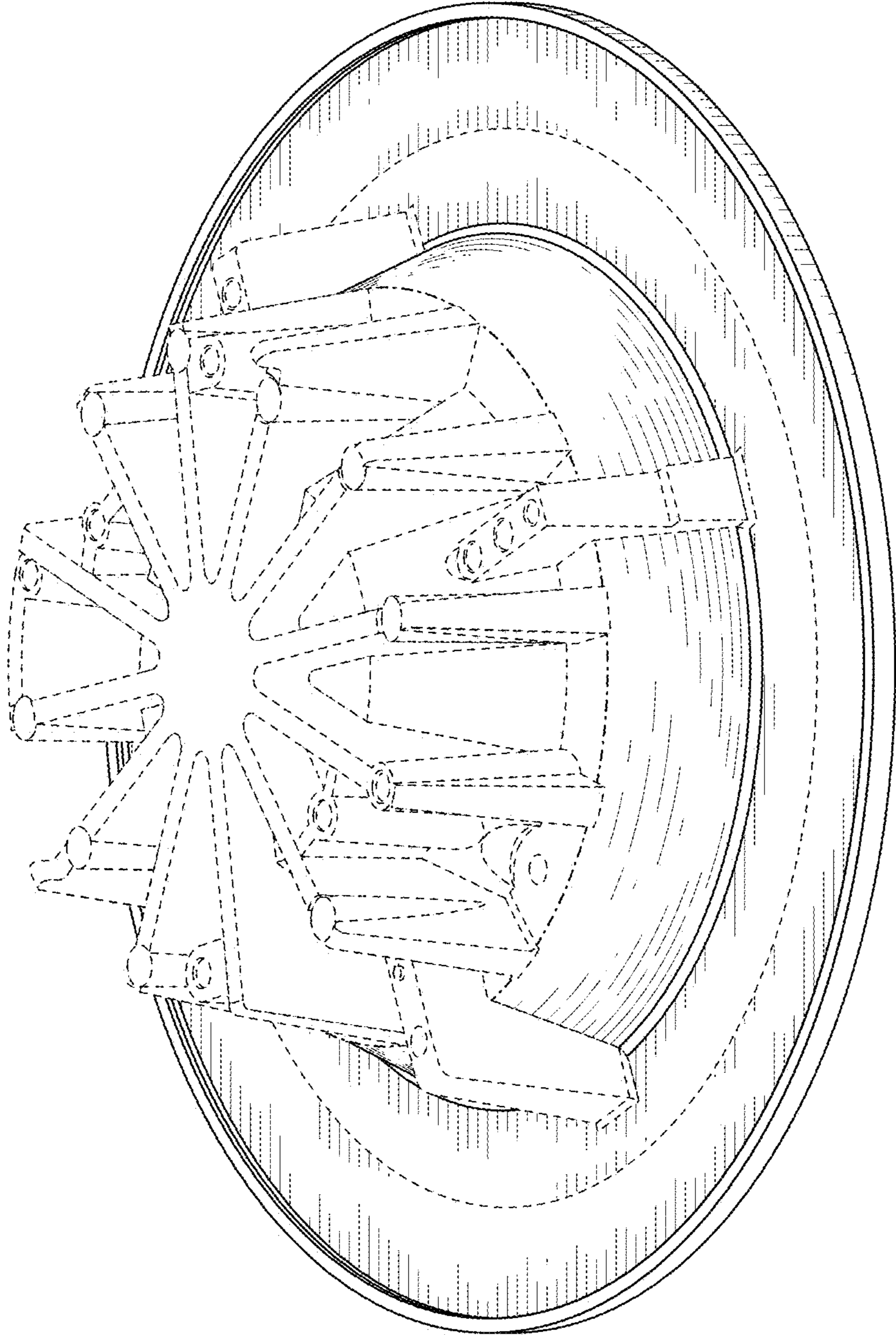


FIG. 4

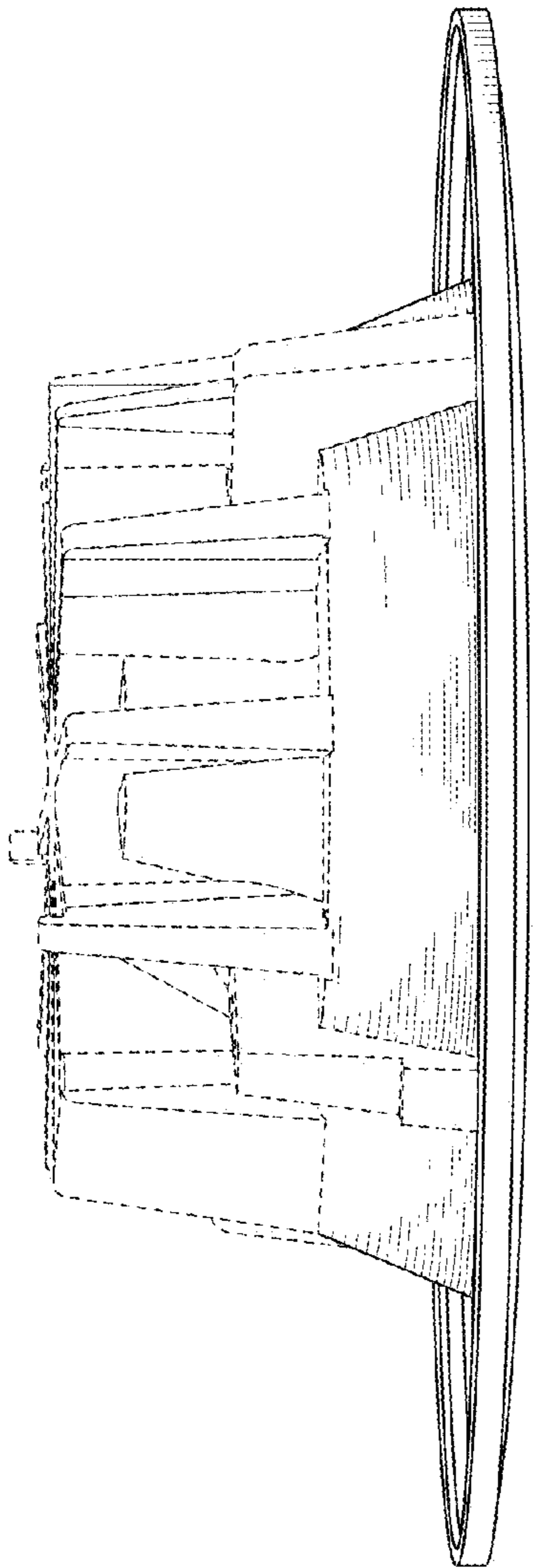


FIG. 5

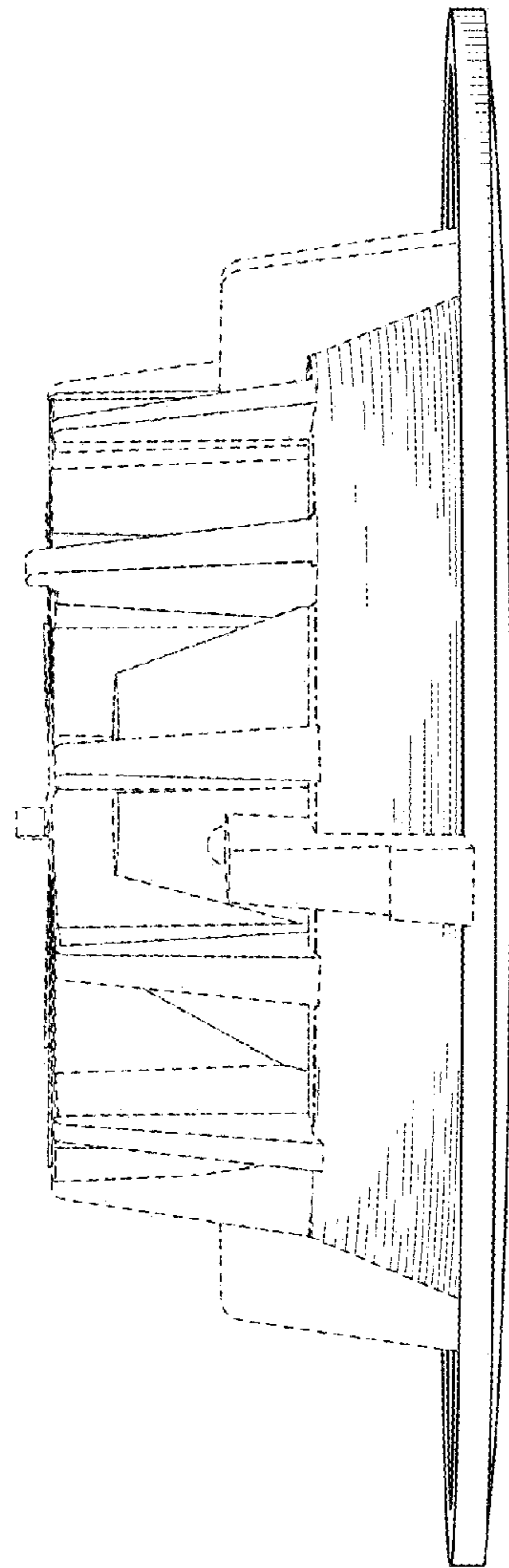


FIG. 6

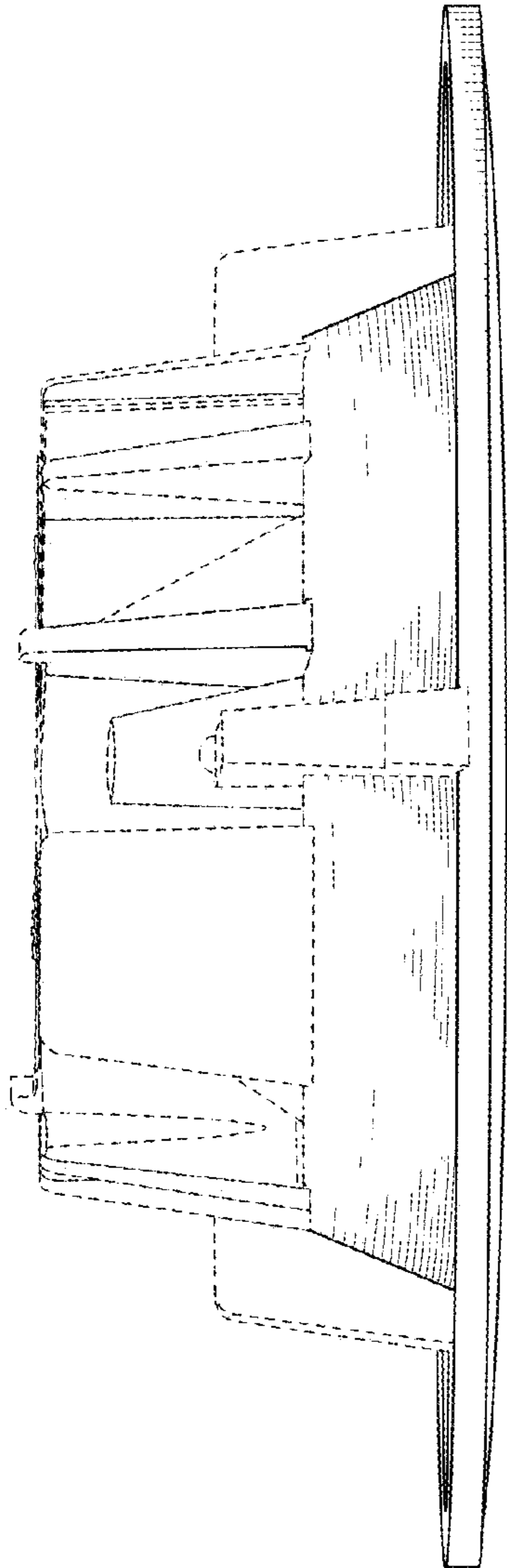


FIG. 7

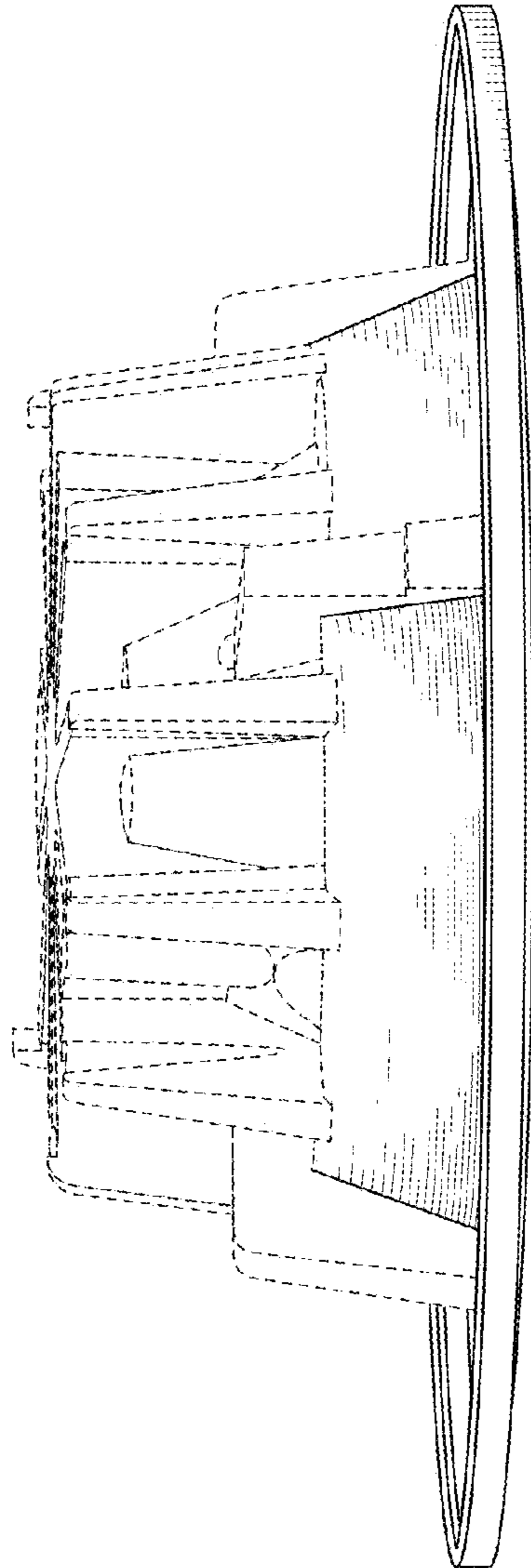


FIG. 8