



US00D693498S

(12) **United States Design Patent**
Miranda

(10) **Patent No.:** **US D693,498 S**

(45) **Date of Patent:** **** Nov. 12, 2013**

(54) **MAGNETICALLY MOUNTED VEHICLE
FLASHING UNIT**

Primary Examiner — Marcus Jackson

(74) *Attorney, Agent, or Firm* — Global Patents

(76) **Inventor:** **Leopoldo Miranda**, Hawaiian Gardens,
CA (US)

(57) **CLAIM**

I claim, the ornamental design for the magnetically mounted
vehicle flashing unit, as shown and described.

(**) **Term:** **14 Years**

(21) **Appl. No.:** **29/402,605**

DESCRIPTION

(22) **Filed:** **Sep. 24, 2011**

(51) **LOC (9) Cl.** **26-06**

(52) **U.S. Cl.**
USPC **D26/31**

(58) **Field of Classification Search**
USPC D26/1-4, 28-36; 362/459-468,
362/475-478, 485-487
See application file for complete search history.

FIG. 1 is a perspective view of the magnetically mounted
vehicle flashing unit showing my new design;
FIG. 2 is a top view of the magnetically mounted vehicle
flashing unit thereof;
FIG. 3 is a left side view of the magnetically mounted vehicle
flashing unit thereof;
FIG. 4 is a front view of the magnetically mounted vehicle
flashing unit thereof;
FIG. 5 is a back view of the magnetically mounted vehicle
flashing unit thereof;
FIG. 6 is a right side view of the magnetically mounted
vehicle flashing unit thereof; and,
FIG. 7 is a bottom view of the magnetically mounted vehicle
flashing unit thereof.

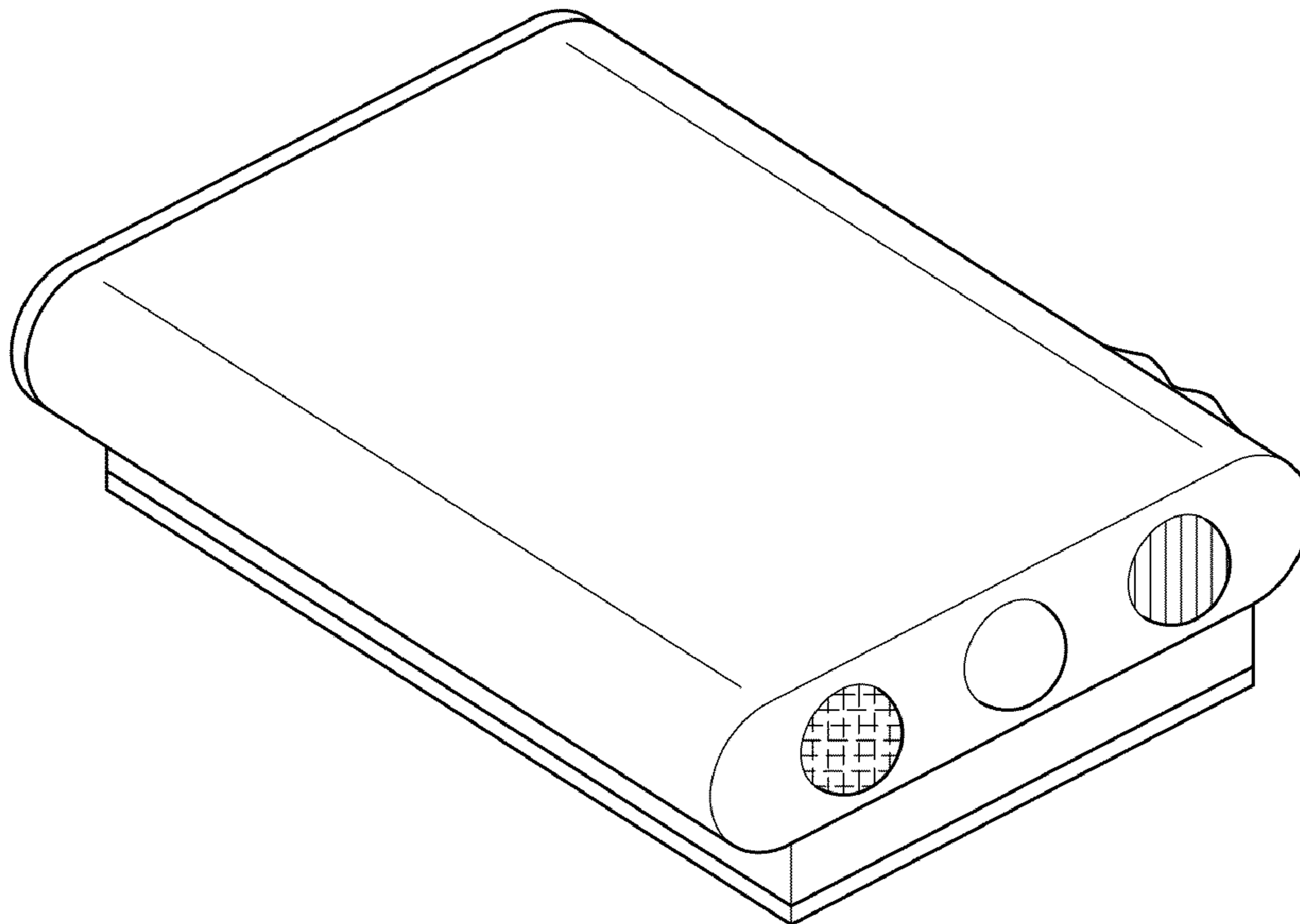
(56) **References Cited**

U.S. PATENT DOCUMENTS

D541,447 S * 4/2007 Ueda et al. D26/28
D656,258 S * 3/2012 Georgitsis et al. D26/31

* cited by examiner

1 Claim, 2 Drawing Sheets



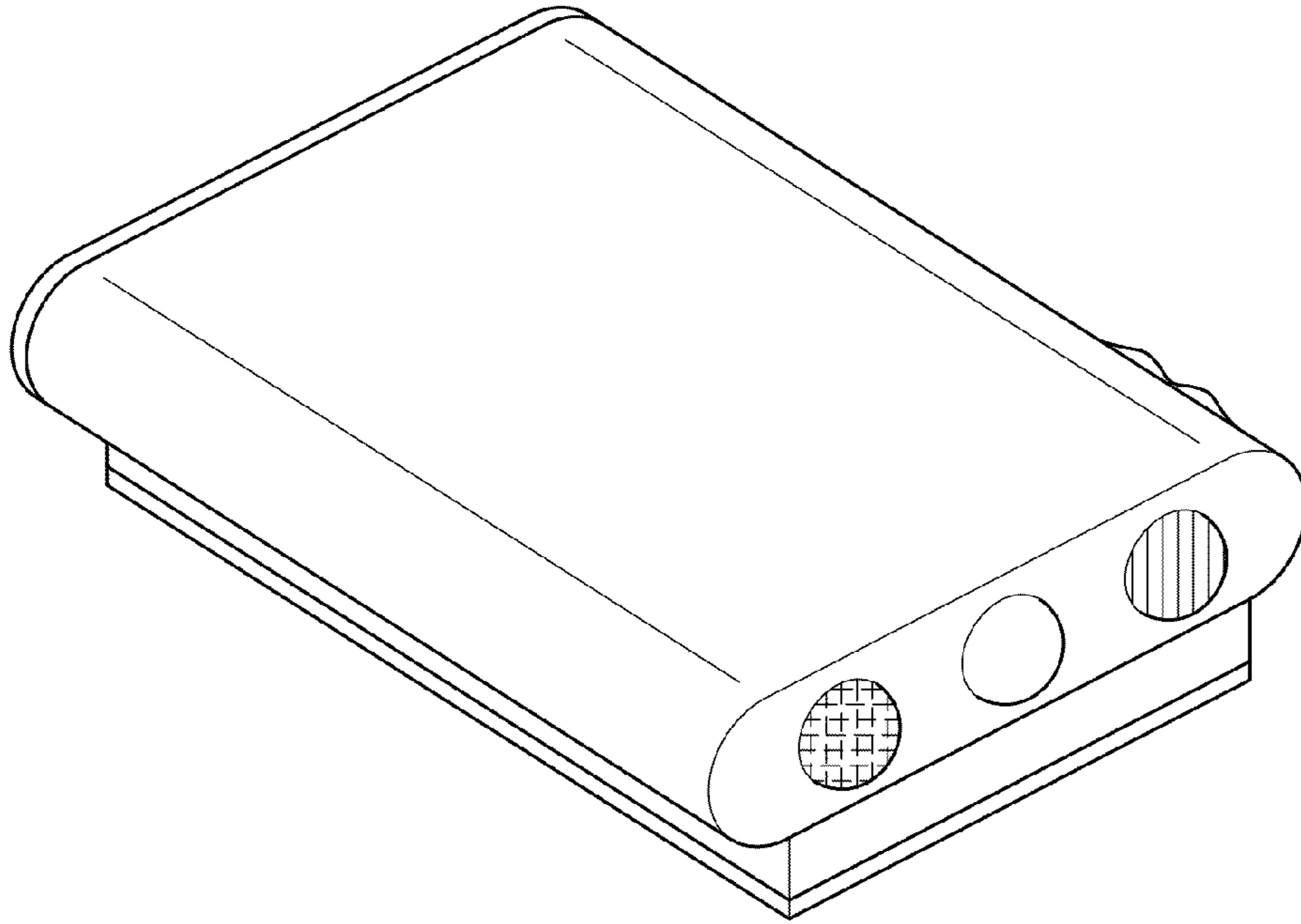


FIG. 1



FIG. 2

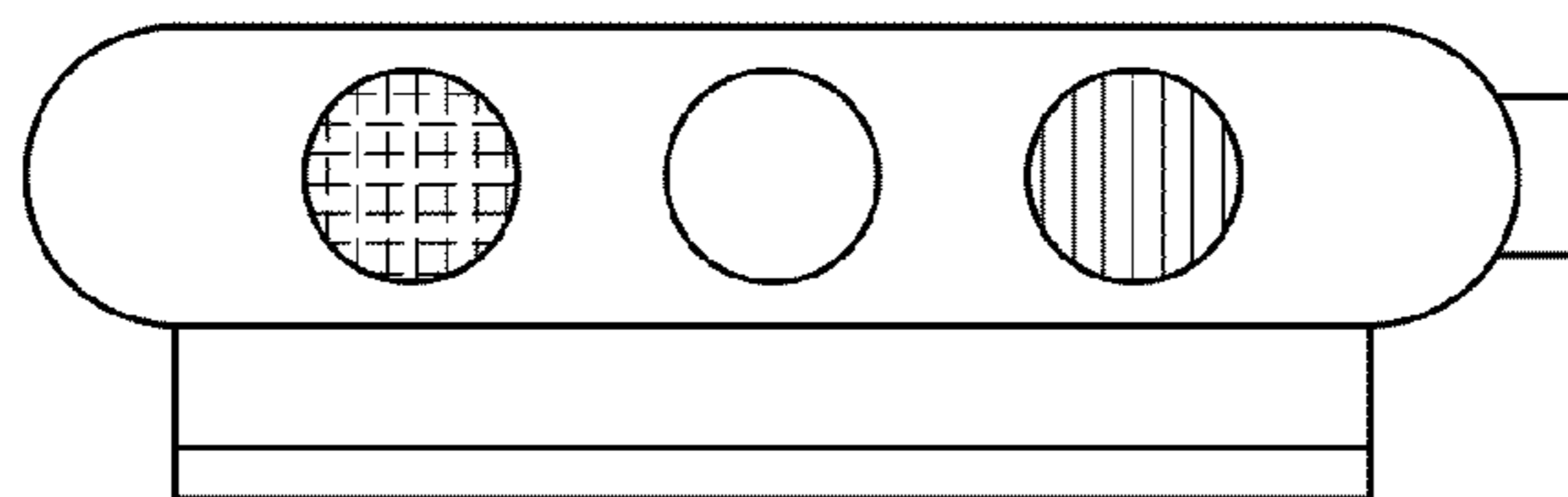


FIG. 3

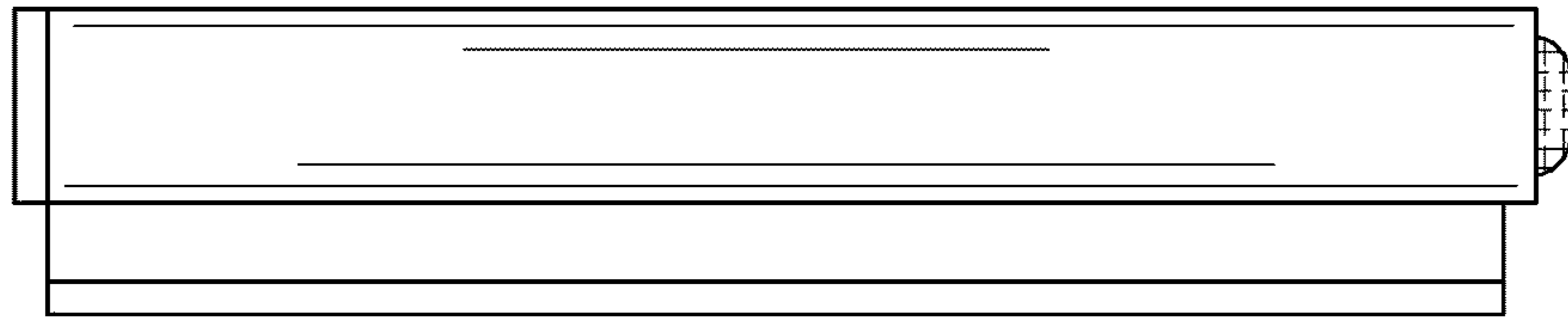


FIG. 4




FIG. 5




FIG. 6




FIG. 7