



US00D693493S

(12) **United States Design Patent**
Kim

(10) **Patent No.:** **US D693,493 S**

(45) **Date of Patent:** **** *Nov. 12, 2013**

(54) **FLOOR PANEL FOR A CLEAN ROOM**

(56) **References Cited**

(75) Inventor: **Myun Soo Kim**, Guachun (KR)

U.S. PATENT DOCUMENTS

(73) Assignee: **Hae Kwang Co., Ltd.**, Jincheon-Gun (KR)

3,638,404	A *	2/1972	Moll et al.	55/473
D253,968	S *	1/1980	Bogan	D25/155
5,402,617	A *	4/1995	Daw et al.	52/630
6,526,705	B1 *	3/2003	MacDonald	52/177
6,679,672	B1 *	1/2004	Barrows	414/217
D575,881	S *	8/2008	Diamond	D25/156

(*) Notice: This patent is subject to a terminal disclaimer.

* cited by examiner

(**) Term: **14 Years**

Primary Examiner — Doris Clark

(21) Appl. No.: **29/422,888**

(74) Attorney, Agent, or Firm — Steptoe & Johnson LLP

(22) Filed: **May 24, 2012**

(57) **CLAIM**

The ornamental design for a floor panel for a clean room, as shown and described.

(30) **Foreign Application Priority Data**

DESCRIPTION

Mar. 16, 2012 (KR) 30-2012-0012574

(51) **LOC (9) Cl.** **25-01**

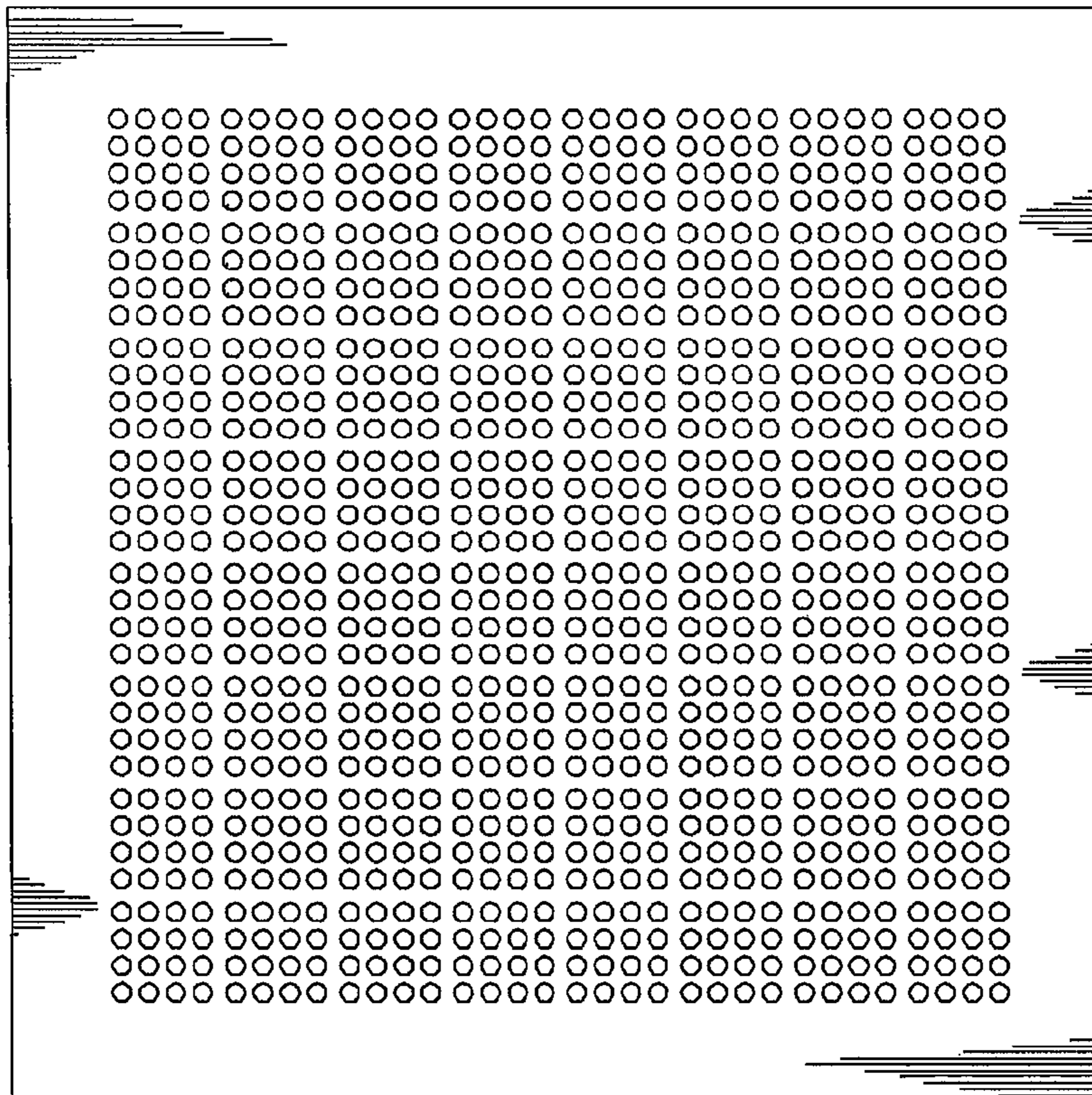
(52) **U.S. Cl.**
USPC **D25/155; D25/152**

(58) **Field of Classification Search**
USPC D25/138, 152, 153, 155, 156, 157;
52/581, 177, 180, 302.1, 474, 475.1,
52/483.1, 384, 389, 663, 661, 673, 236.6,
52/314, 630; 454/187

FIG. 1 is a front view of a floor panel for a clean room showing my new design;
FIG. 2 is a rear view thereof;
FIG. 3 is a left-side view thereof;
FIG. 4 is a right-side view thereof;
FIG. 5 is a top plan view thereof; and
FIG. 6 is a bottom plan view thereof;
FIG. 7 is a rear view with a sectional line 8-8 thereof;
FIG. 8 is a sectional view along the 8-8 line of FIG. 7; and,
FIG. 9 is a rear perspective view thereof.

See application file for complete search history.

1 Claim, 9 Drawing Sheets






FIG. 1

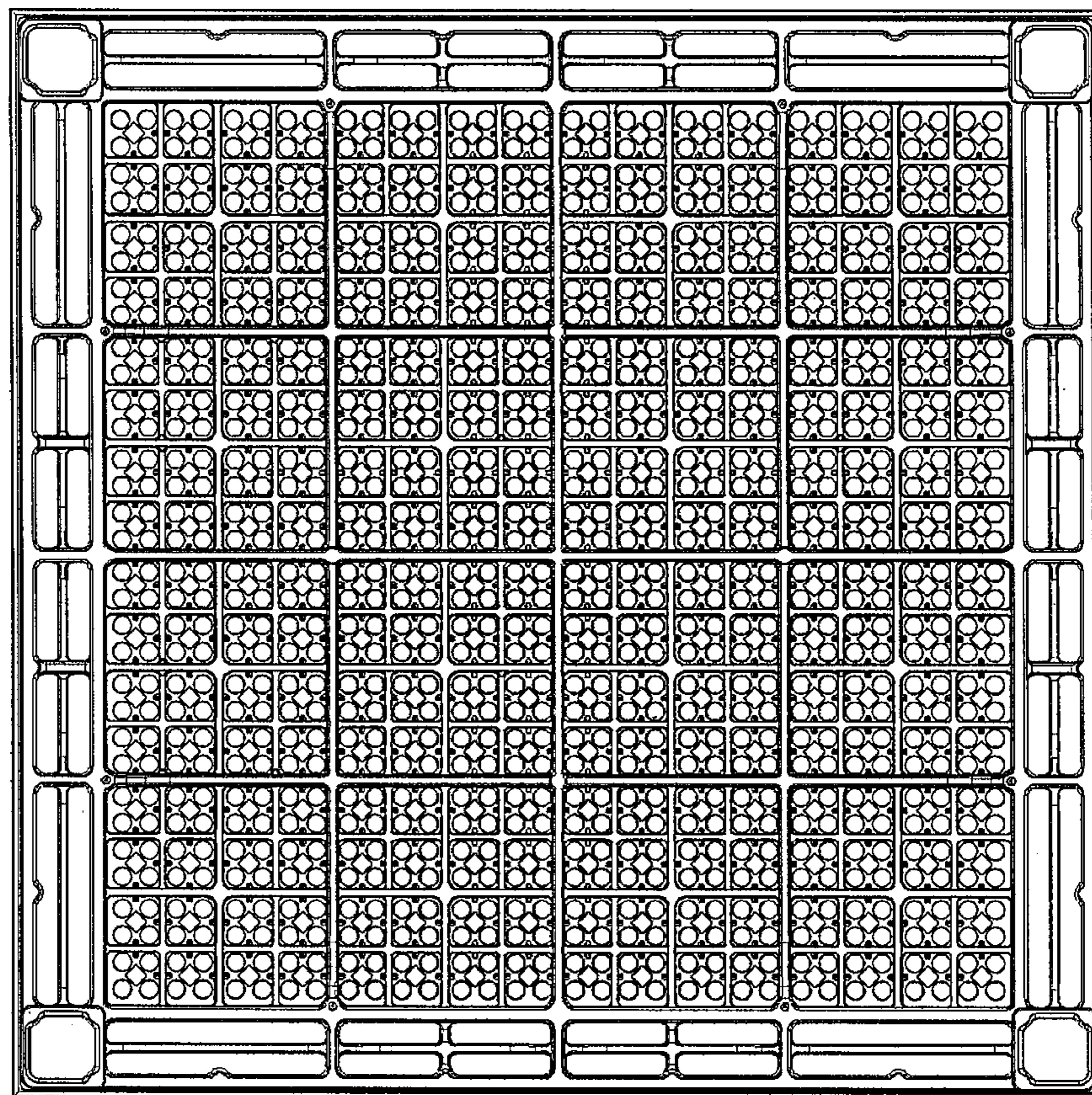


FIG. 2



FIG. 3




FIG. 4



FIG. 5



FIG. 6

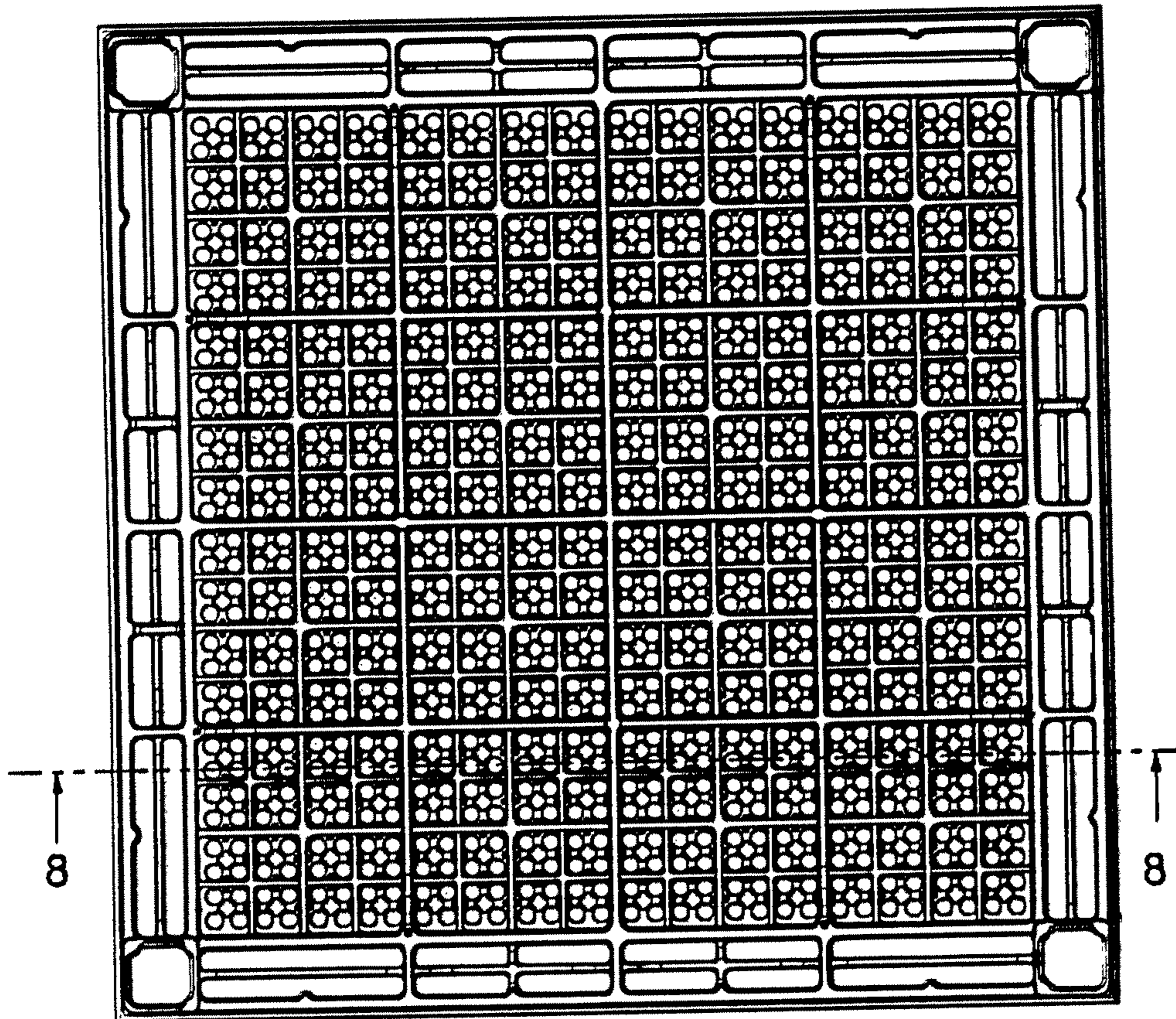


FIG. 7

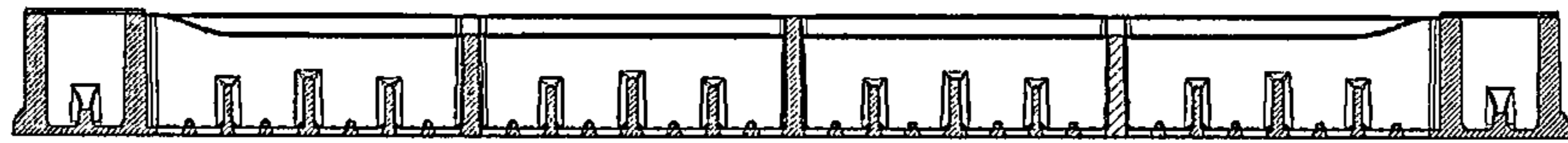


FIG. 8




FIG. 9