



US00D693476S

(12) **United States Design Patent**
Spietz

(10) **Patent No.:** **US D693,476 S**

(45) **Date of Patent:** **** Nov. 12, 2013**

(54) **PERSONAL MASSAGER**

(71) Applicant: **Boulder Applied Physics, Inc.**, Denver,
CO (US)

(72) Inventor: **Lafe Spietz**, Denver, CO (US)

(73) Assignee: **Boulder Applied Physics, Inc.**, Denver,
CO (US)

(**) Term: **14 Years**

(21) Appl. No.: **29/456,307**

(22) Filed: **May 30, 2013**

(51) **LOC (9) Cl.** **28-03**

(52) **U.S. Cl.**
USPC **D24/215**

(58) **Field of Classification Search**
USPC D24/200, 211-215, 141; 601/27, 28,
601/33, 40, 46, 47, 48, 63, 80, 99, 104, 112,
601/113, 114, 119, 122, 125, 129, 134, 135,
601/137, DIG. 12, DIG. 13, DIG. 14,
601/DIG. 15, DIG. 16, DIG. 17
See application file for complete search history.

(56) **References Cited**

U.S. PATENT DOCUMENTS

D249,893 S * 10/1978 Armbruster et al. D24/211
D285,116 S * 8/1986 Hoff D24/214
D326,327 S * 5/1992 Sue D24/214
D326,722 S * 6/1992 Sue D24/214

D357,322 S * 4/1995 Matthews D24/211
D403,076 S * 12/1998 York D24/214
D403,428 S * 12/1998 Russo D24/200
5,843,005 A * 12/1998 Chubinsky 601/15
6,102,876 A * 8/2000 Winger 601/135
D501,257 S * 1/2005 Huang D24/206
D502,264 S * 2/2005 Timmer D24/211
D530,822 S * 10/2006 Inubushi D24/214
D548,850 S * 8/2007 Gladieux, III D24/214
D553,253 S * 10/2007 Gayne D24/215
D566,267 S * 4/2008 Benz et al. D24/133
D607,116 S * 12/2009 Morganstern D24/214
D637,728 S * 5/2011 Sevier et al. D24/211
D667,131 S * 9/2012 Faussett D24/215

* cited by examiner

Primary Examiner — Sandra Snapp

(74) *Attorney, Agent, or Firm* — Dicke, Billig & Czaja,
PLLC

(57) **CLAIM**

The ornamental design for a personal massager, as shown and described.

DESCRIPTION


FIG. 1 is a perspective view of a personal massager according to an embodiment of the invention.

FIG. 2 is a front view of a personal massager, according to an embodiment of the invention.

FIG. 3 is a bottom view of a personal massager, according to an embodiment of the invention; and,

FIG. 4 is a top view of a personal massager, according to an embodiment of the invention.

1 Claim, 4 Drawing Sheets






FIG. 1

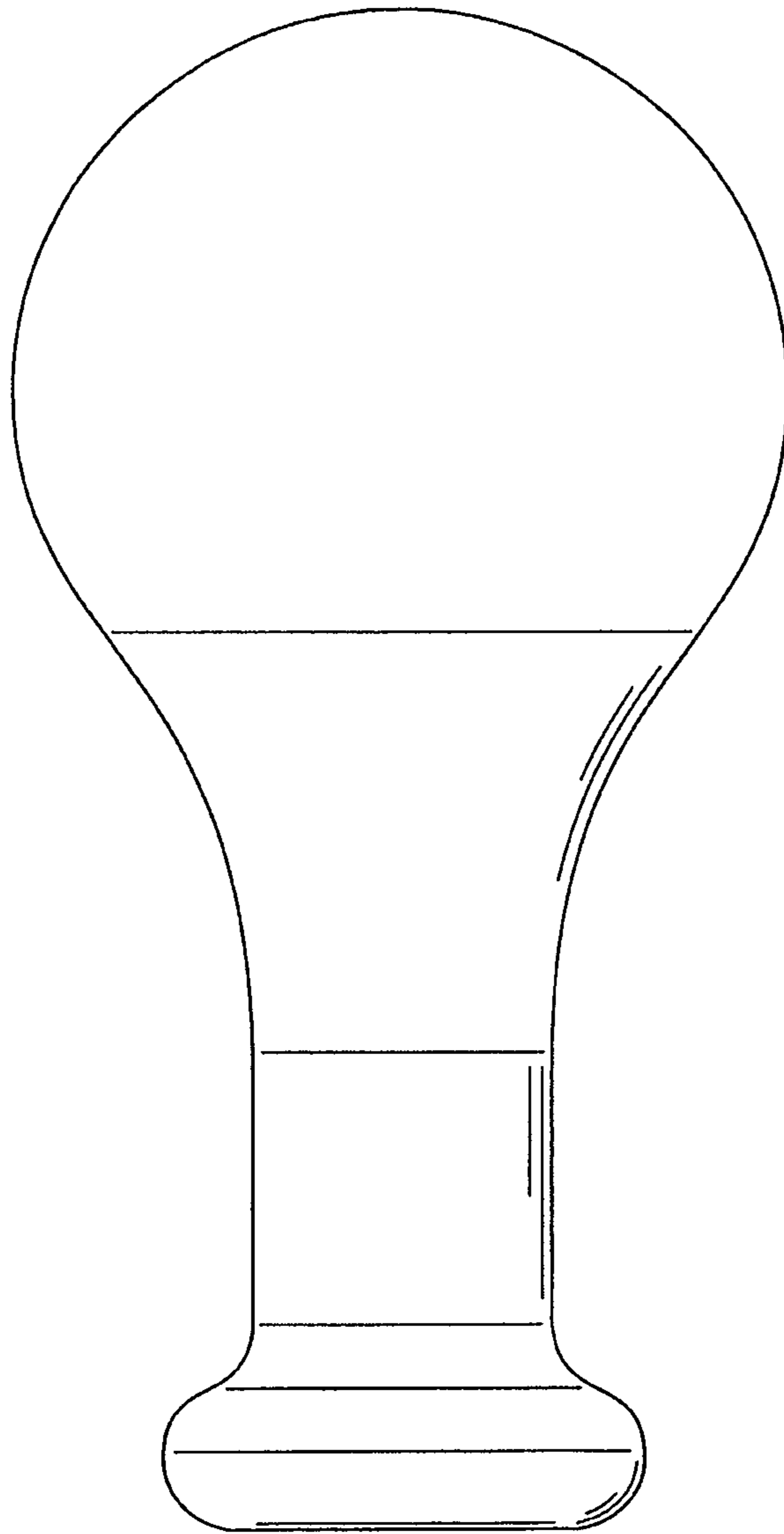


FIG. 2

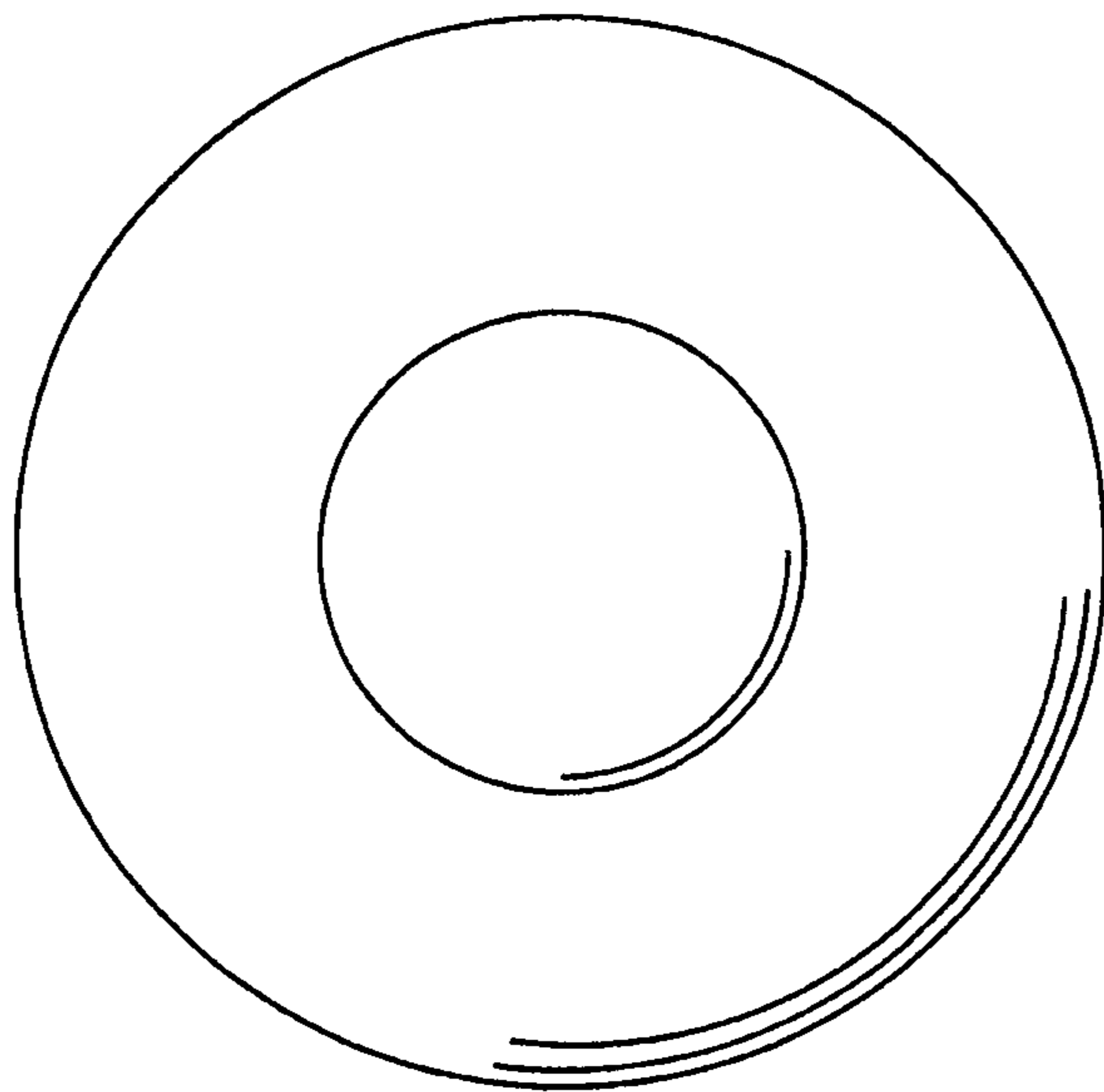


FIG. 3




FIG. 4