



US00D693472S

(12) **United States Design Patent**
Huiner

(10) **Patent No.:** **US D693,472 S**

(45) **Date of Patent:** **** Nov. 12, 2013**

(54) **PLANTAR FASCIITIS NIGHT BRACE**

(71) Applicant: **Debra Huiner**, Antioch, CA (US)

(72) Inventor: **Debra Huiner**, Antioch, CA (US)

(**) Term: **14 Years**

(21) Appl. No.: **29/457,717**

(22) Filed: **Jun. 12, 2013**

(51) **LOC (9) Cl.** **24-01**

(52) **U.S. Cl.**
USPC **D24/192**

(58) **Field of Classification Search**
USPC D24/190-192; D21/662; 602/5, 23, 27,
602/28, 29; 128/845, 882
See application file for complete search history.

(56) **References Cited**

U.S. PATENT DOCUMENTS

2,584,010	A	1/1952	Goffredo	
3,527,209	A *	9/1970	Baker	602/28
4,329,982	A *	5/1982	Heaney	602/28
4,566,447	A *	1/1986	Deis	602/28
4,651,723	A *	3/1987	Satoh	602/28
4,955,370	A *	9/1990	Pettine	602/28
D320,825	S	10/1991	Scott	
D338,273	S	8/1993	Williams	
5,277,699	A *	1/1994	Williamson	602/28
5,291,904	A *	3/1994	Walker	128/882
5,382,224	A *	1/1995	Spangler	602/23
5,399,155	A *	3/1995	Strassburg et al.	602/28
5,718,673	A	2/1998	Shipstead	
5,860,423	A *	1/1999	Thompson	128/882
6,602,217	B2	8/2003	Crawford	
6,790,165	B2 *	9/2004	Huang	482/79
D514,225	S	1/2006	Sassi	

D515,217	S	2/2006	Machin	
7,115,106	B2 *	10/2006	Bodenschatz et al.	602/65
D543,281	S	5/2007	Rabe	
7,354,413	B2 *	4/2008	Fisher	602/29
7,753,864	B2	7/2010	Beckwith	
7,806,844	B2 *	10/2010	Outred et al.	602/28
D629,913	S	12/2010	Beckwith	
7,857,776	B2 *	12/2010	Frisbie	602/12
8,114,042	B2 *	2/2012	Klotz et al.	602/28
D663,433	S *	7/2012	Cain	D24/192
8,246,562	B2 *	8/2012	Colon	602/28
8,409,123	B2 *	4/2013	Hoffmeier et al.	602/28
8,475,397	B2 *	7/2013	Chiu et al.	602/28
2008/0004558	A1 *	1/2008	Outred et al.	602/28

* cited by examiner

Primary Examiner — Susan E Krakower

(74) *Attorney, Agent, or Firm* — QuickPatents; Kevin Prince

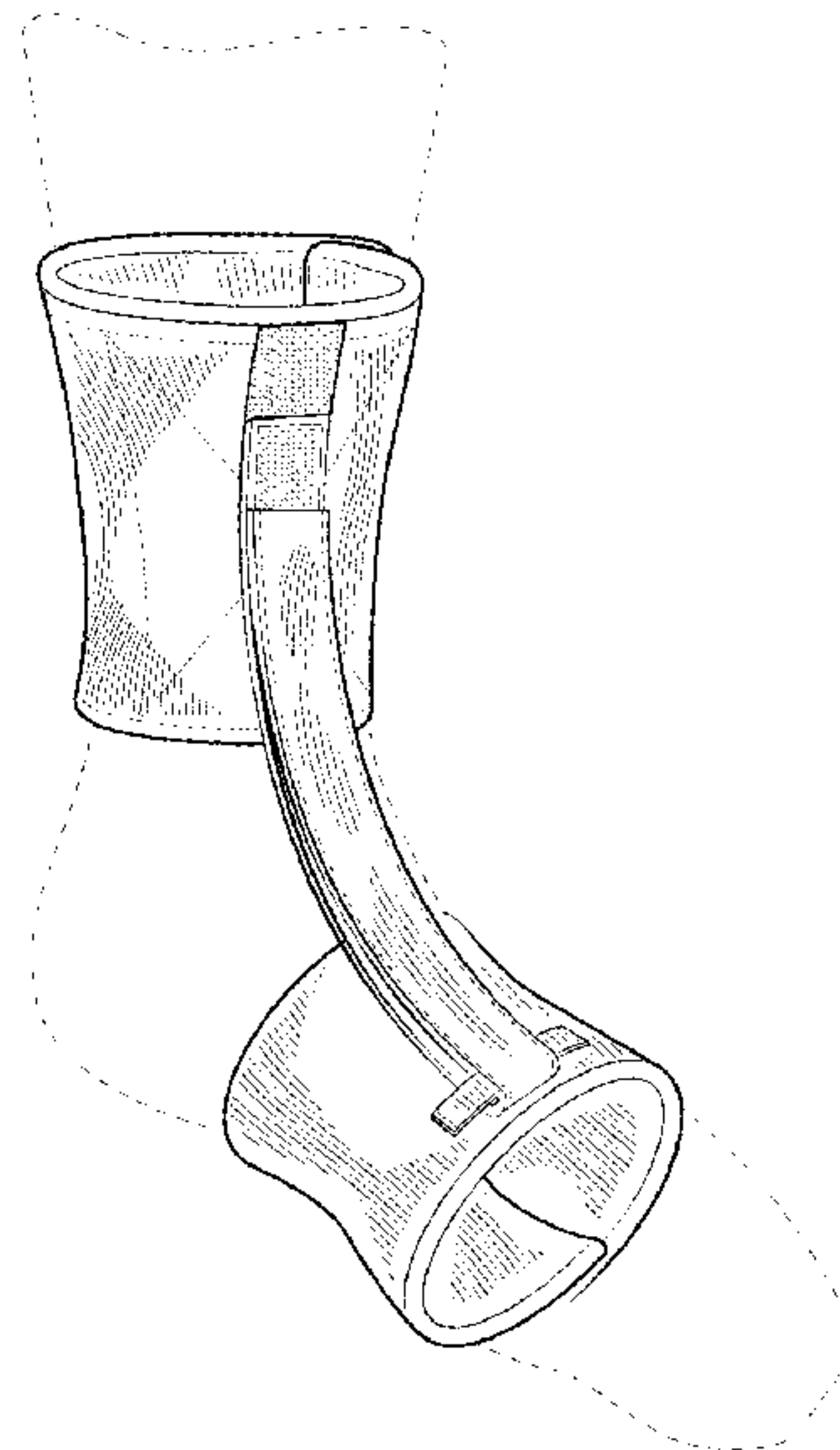
(57) **CLAIM**

I claim the ornamental design for a plantar fasciitis night brace, as shown and described.

DESCRIPTION

FIG. 1 is a perspective view of a plantar fasciitis night brace, showing my new design;
FIG. 2 is a front elevational view thereof;
FIG. 3 is a rear elevational view thereof;
FIG. 4 is a left-side elevational view thereof;
FIG. 5 is a right-side elevational view thereof;
FIG. 6 is a top plan view thereof; and,
FIG. 7 is a bottom plan view thereof.
The broken lines showing a foot in FIG. 1 depict environmental matter and form no part of the claimed design.
It is understood that the broken lines within the claimed design indicates stitch lines, which form part of the claim.

1 Claim, 3 Drawing Sheets



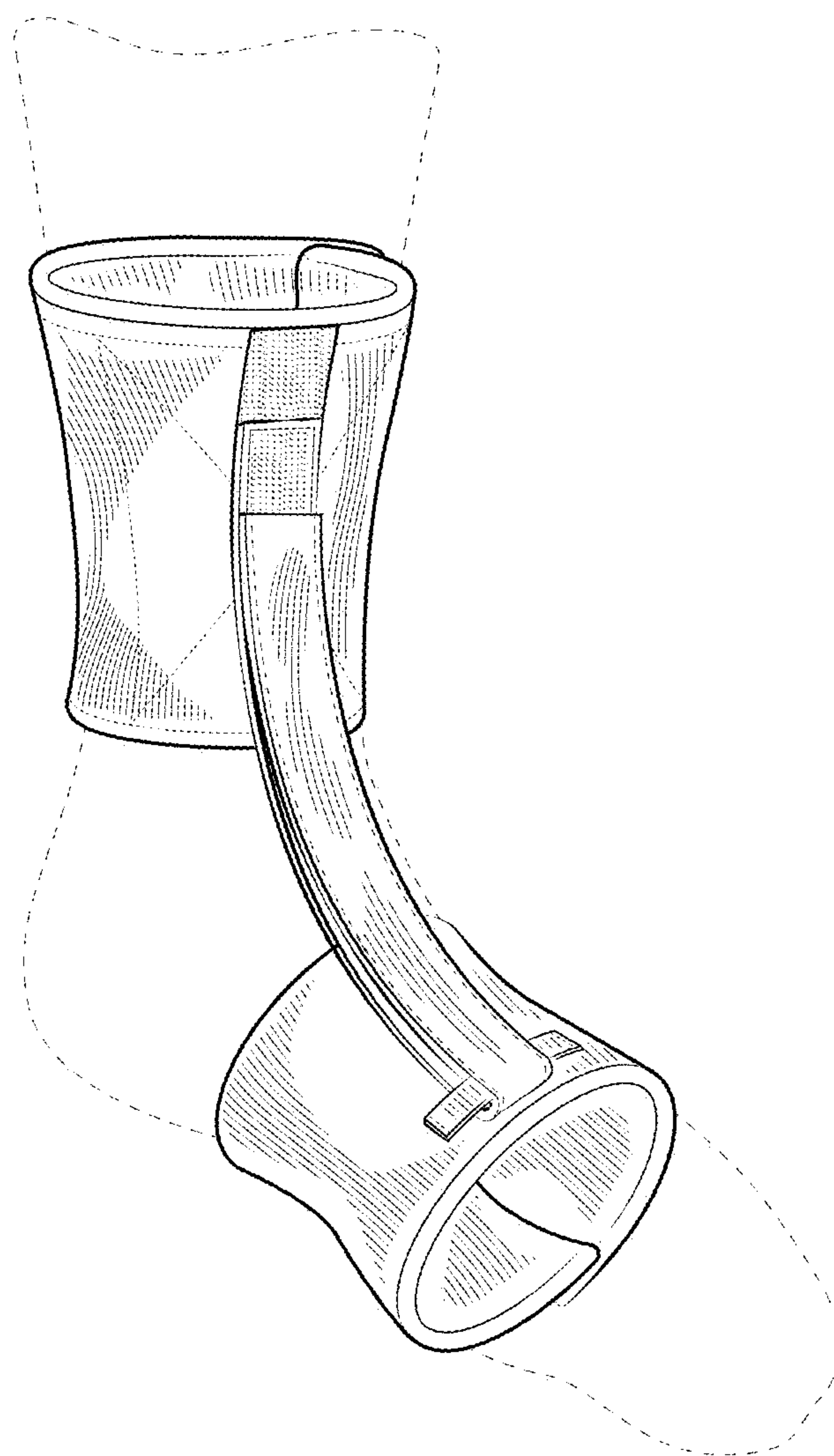


FIG. 1

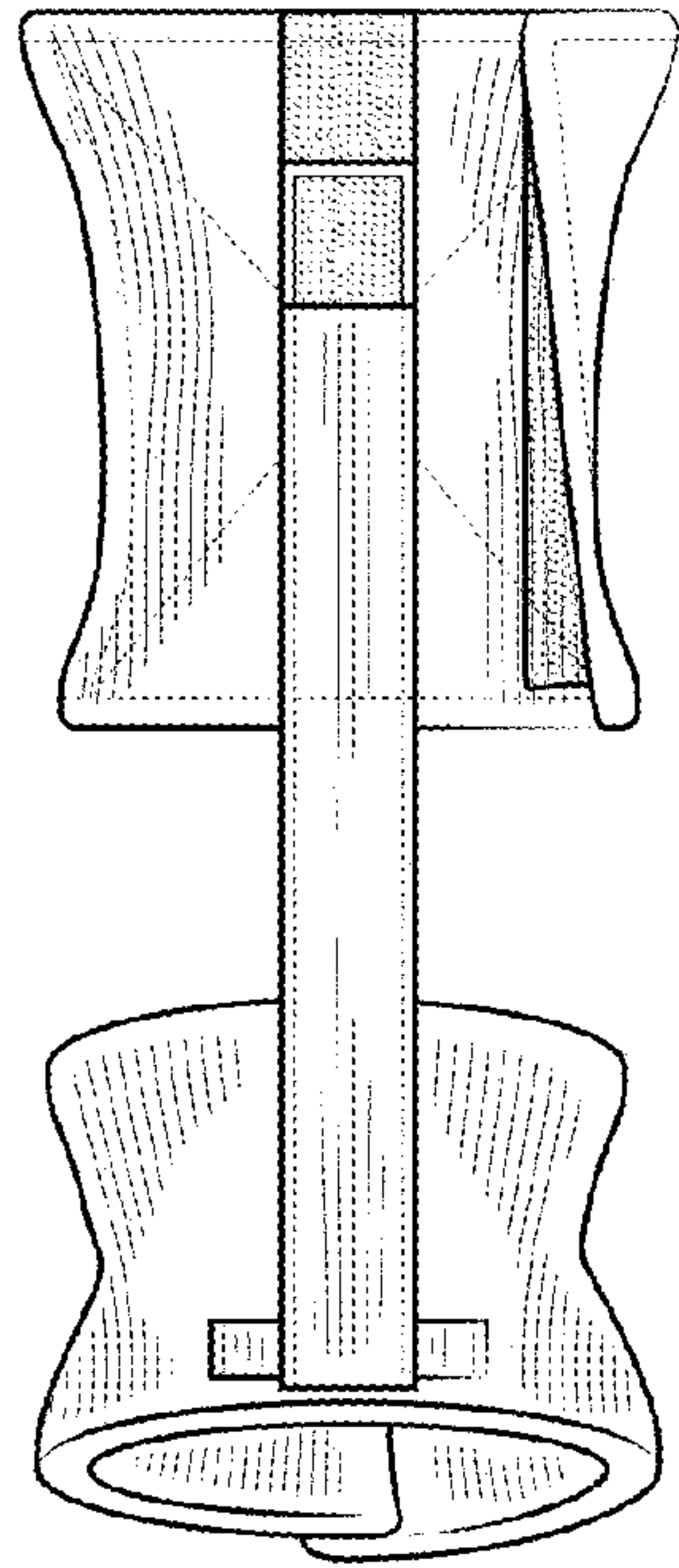


FIG. 2

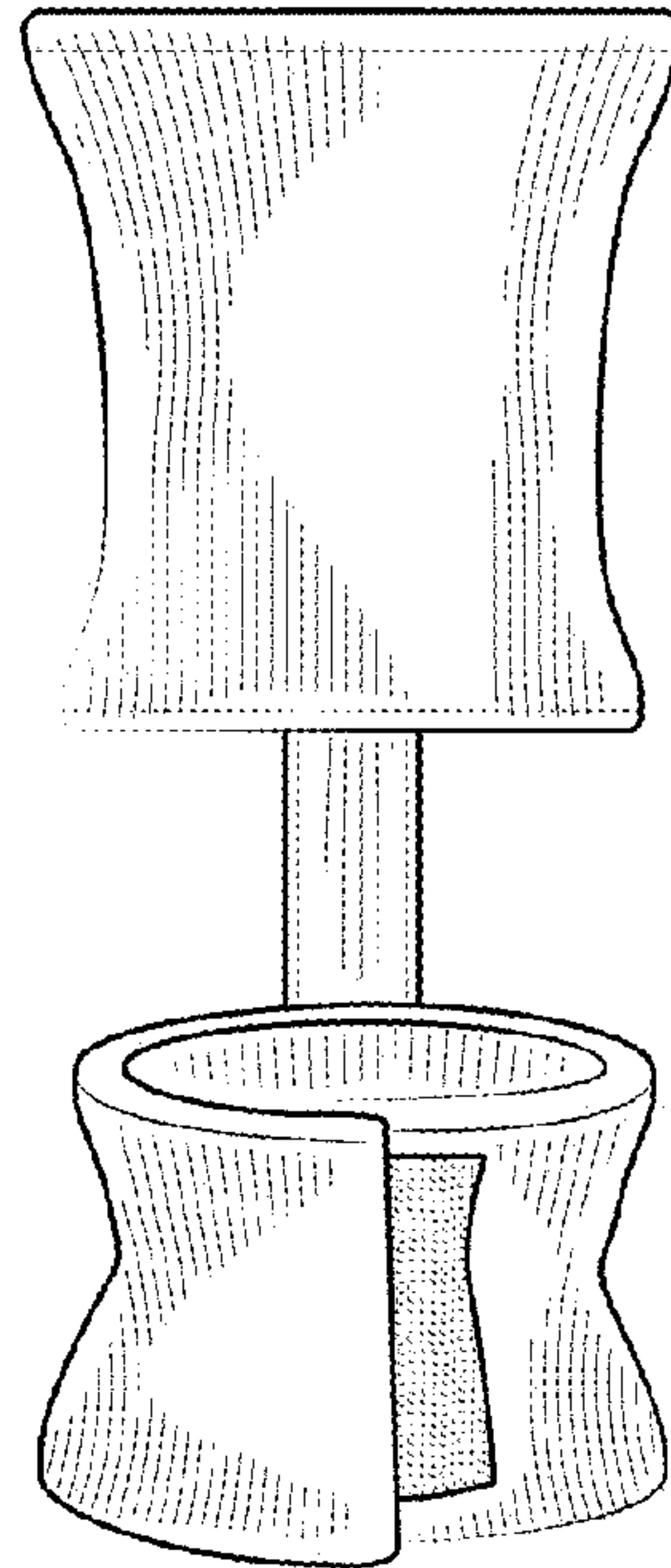


FIG. 3

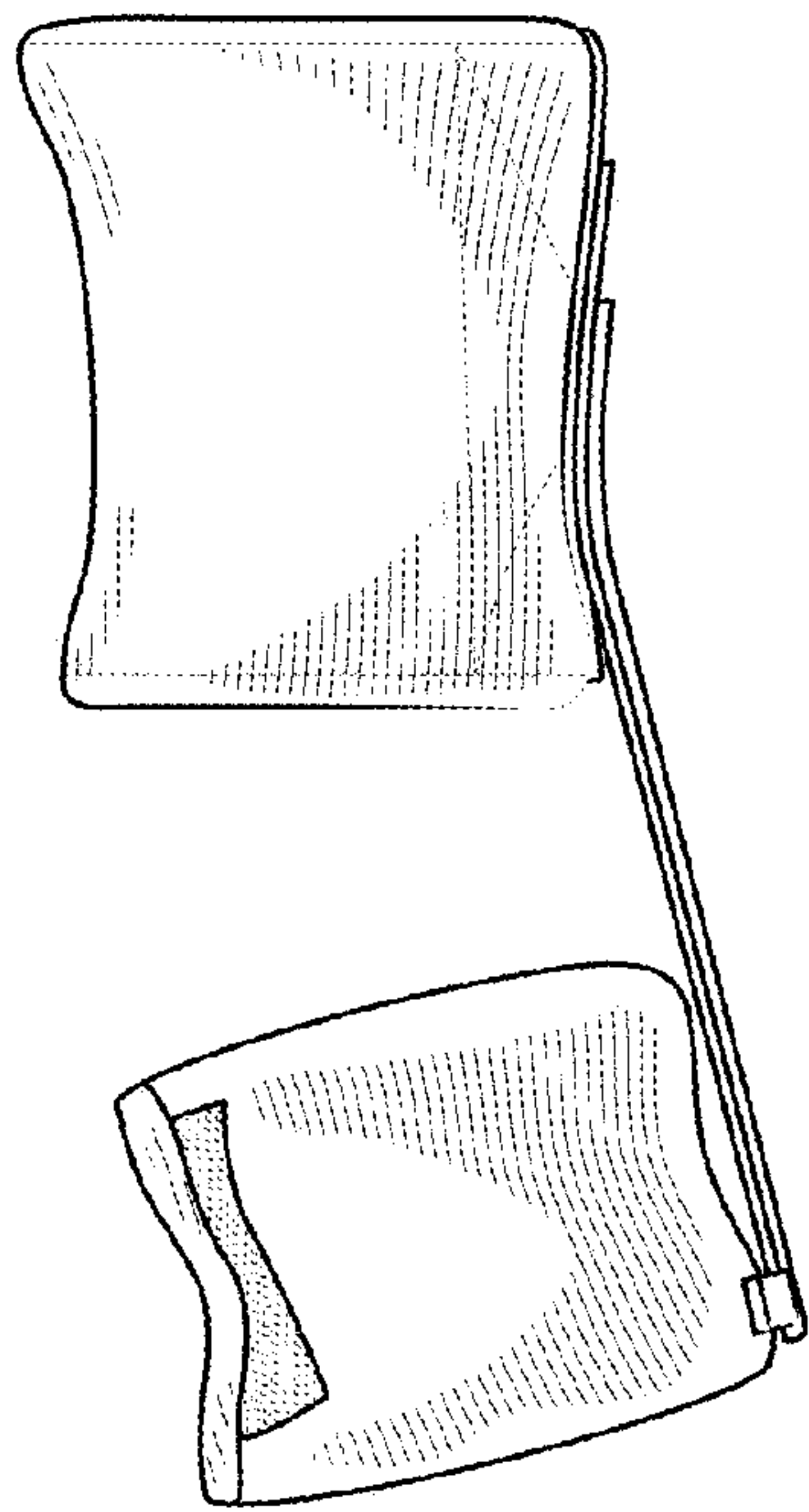


FIG. 4

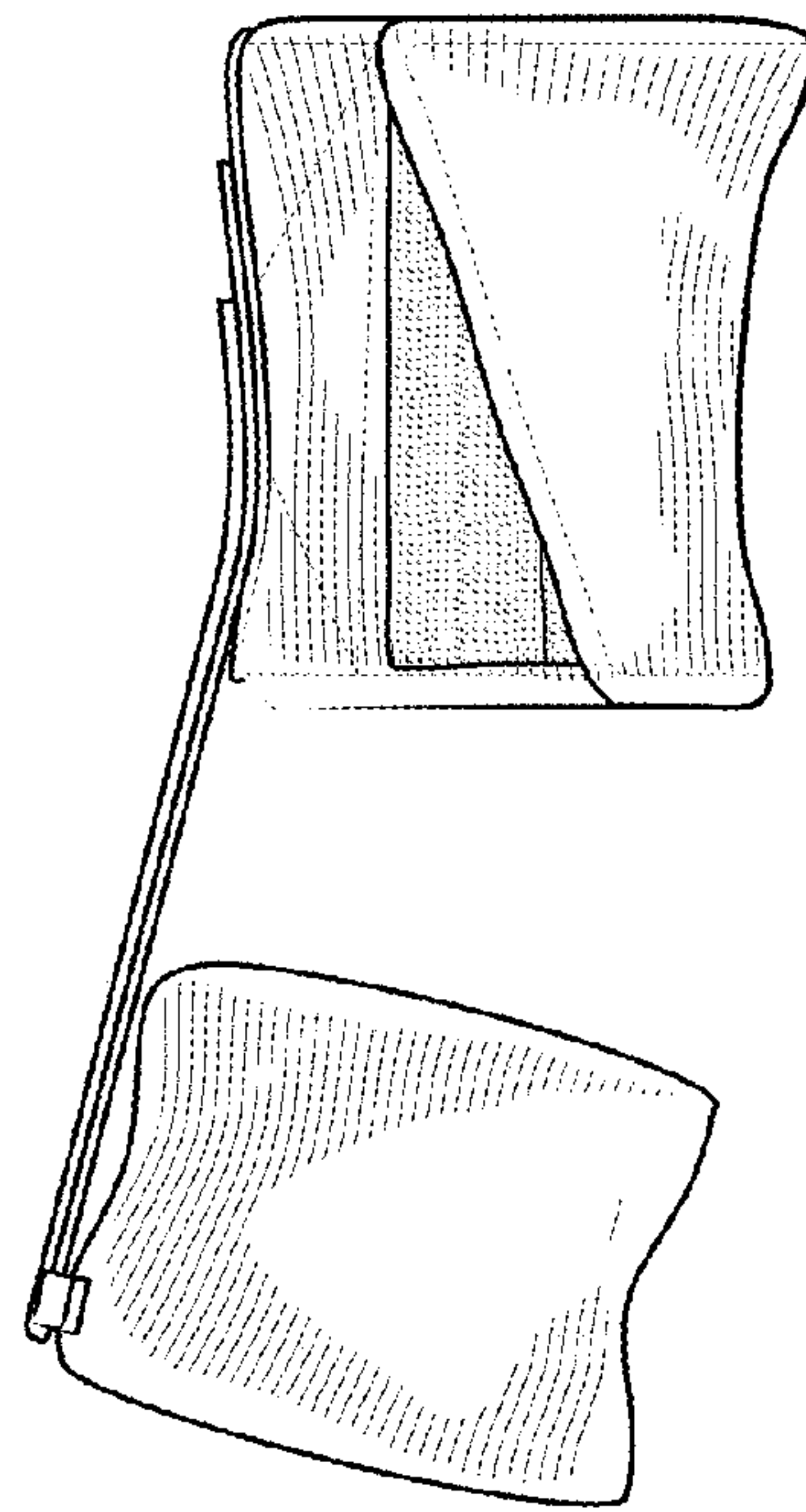


FIG. 5

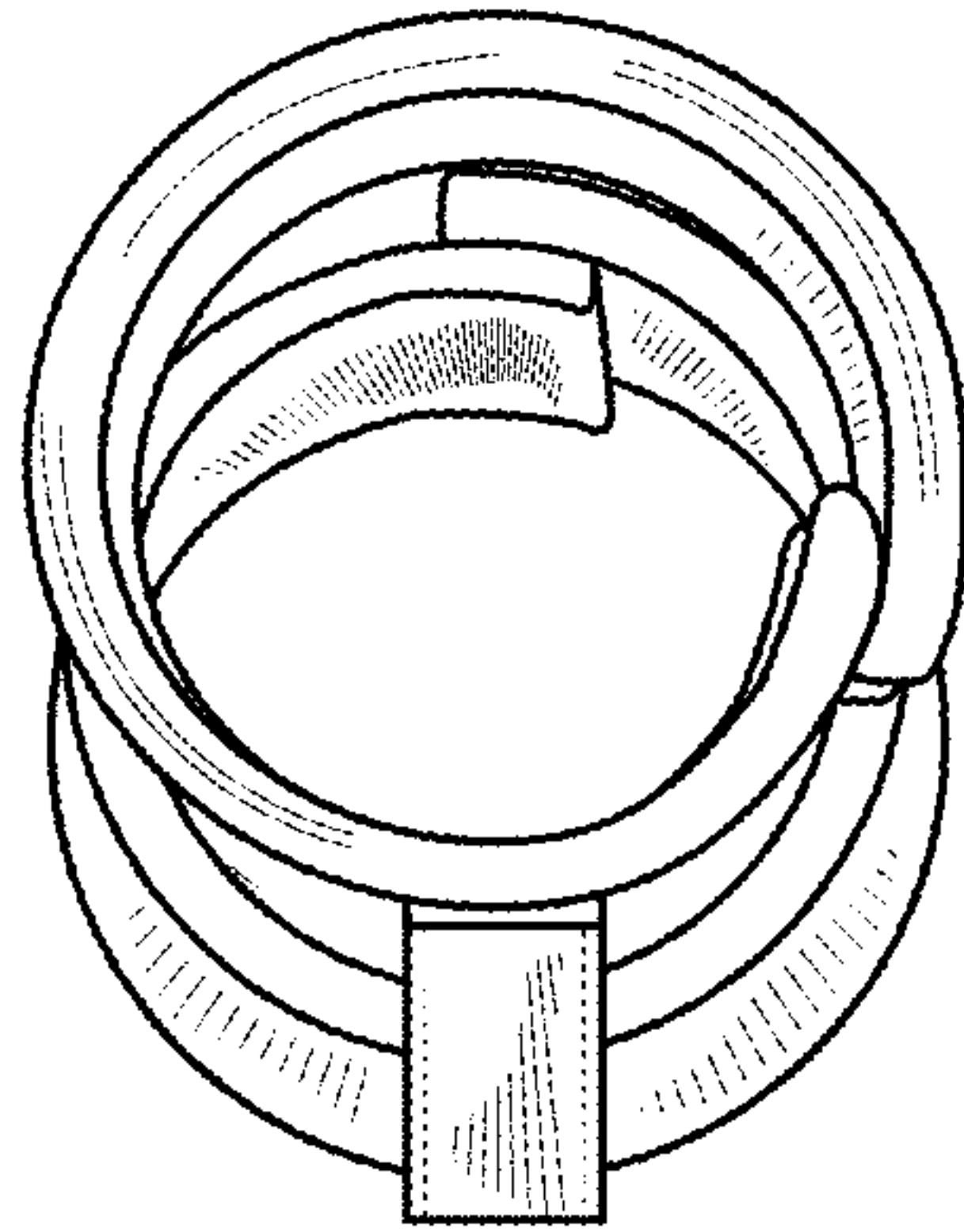


FIG. 6

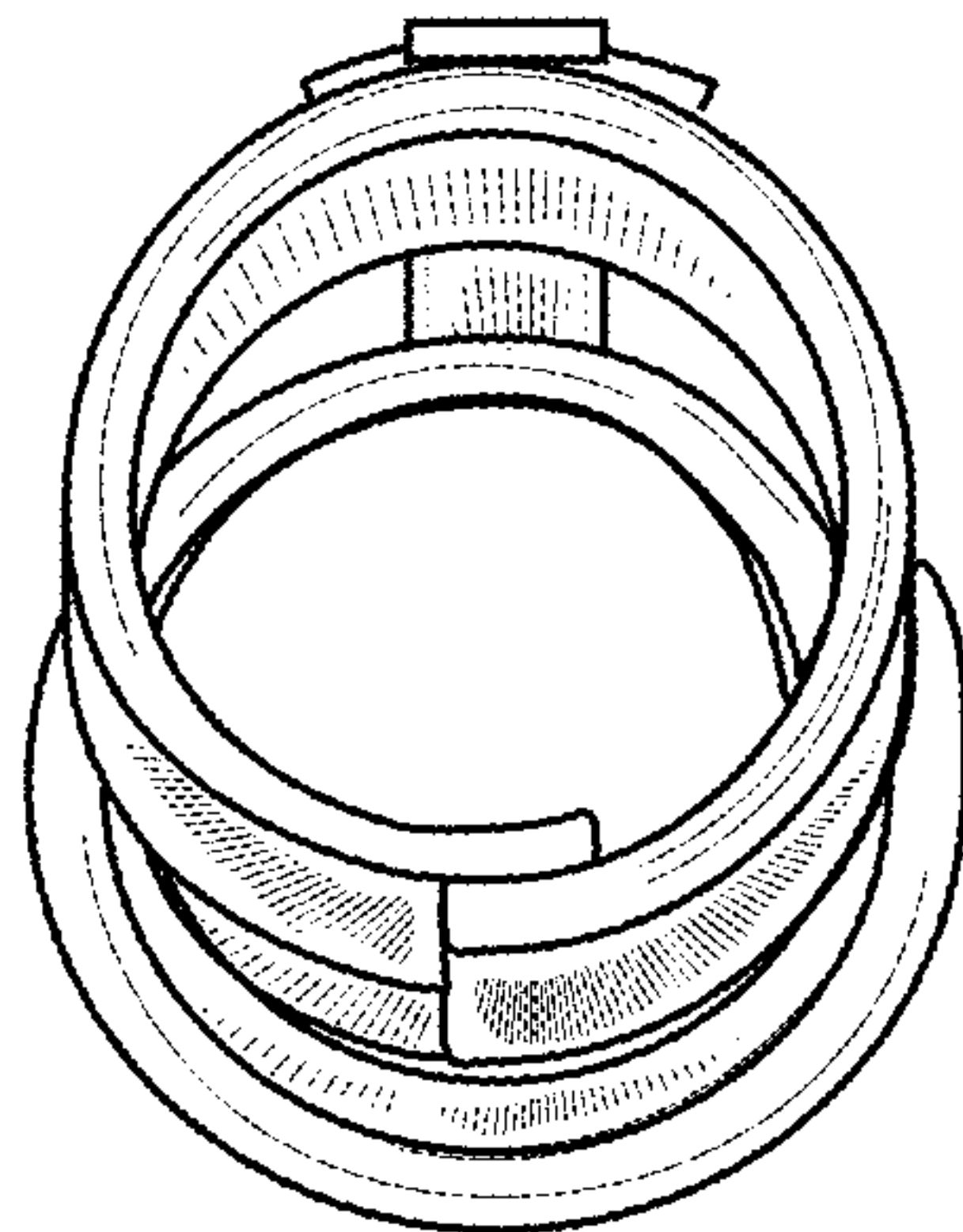


FIG. 7