



US00D693469S

(12) **United States Design Patent**  
**Chung et al.**

(10) **Patent No.:** **US D693,469 S**

(45) **Date of Patent:** **\*\* Nov. 12, 2013**

(54) **HEMANALYSIS APPARATUS**

(75) Inventors: **Yeon-Moo Chung**, Seoul (KR); **Jun-Pil Moon**, Seoul (KR)

(73) Assignee: **Samsung Electronics Co., Ltd.**,  
Suwon-si (KR)

(\*\*) Term: **14 Years**

(21) Appl. No.: **29/431,375**

(22) Filed: **Sep. 6, 2012**

(30) **Foreign Application Priority Data**

Jun. 20, 2012 (KR) ..... 30-2012-0030104

(51) **LOC (9) Cl.** ..... **24-01**

(52) **U.S. Cl.**  
USPC ..... **D24/169; D24/216**

(58) **Field of Classification Search**  
USPC ..... D24/216, 223, 224, 225, 226, 227, 231,  
D24/232, 233, 107, 169, 186; D10/81;  
422/62-65, 67, 500, 547; 436/43, 45,  
436/47; 435/287.1, 287.3; 73/64.56,  
73/864.91, 865.9

See application file for complete search history.

(56) **References Cited**

U.S. PATENT DOCUMENTS

4,628,026 A \* 12/1986 Gardell et al. .... 435/288.7  
D297,763 S \* 9/1988 Daynes ..... D24/186

D381,749 S \* 7/1997 Lawrence et al. .... D24/169  
D537,951 S \* 3/2007 Okamoto et al. .... D24/233  
D549,827 S \* 8/2007 Maeno et al. .... D24/169  
D571,474 S \* 6/2008 Sjo-Gaber et al. .... D24/186  
D599,234 S \* 9/2009 Ito ..... D10/81  
D621,523 S \* 8/2010 Onuma et al. .... D24/234  
D631,968 S \* 2/2011 Sevel ..... D24/169  
D680,657 S \* 4/2013 Lee et al. .... D24/216  
D682,441 S \* 5/2013 Kim ..... D24/216

\* cited by examiner

*Primary Examiner* — Anhdao Doan

(74) *Attorney, Agent, or Firm* — Jefferson IP Law, LLP

(57) **CLAIM**

The ornamental design for hemanalysis apparatus, as shown and described.

**DESCRIPTION**

FIG. 1 is a perspective view of hemanalysis apparatus, showing a new design;

FIG. 2 is a front elevational view thereof;

FIG. 3 is a rear elevational view thereof;

FIG. 4 is a left side elevational view thereof;

FIG. 5 is a right side elevational view thereof;

FIG. 6 is a top plan view thereof;

FIG. 7 is a bottom plan view thereof; and,

FIG. 8 is a perspective view thereof showing the hemanalysis apparatus in an environment in which it may be used.

Any broken lines shown in FIGS. 1-8 are included for the purpose of illustrating environmental elements only and form no part of the claimed design.

**1 Claim, 8 Drawing Sheets**

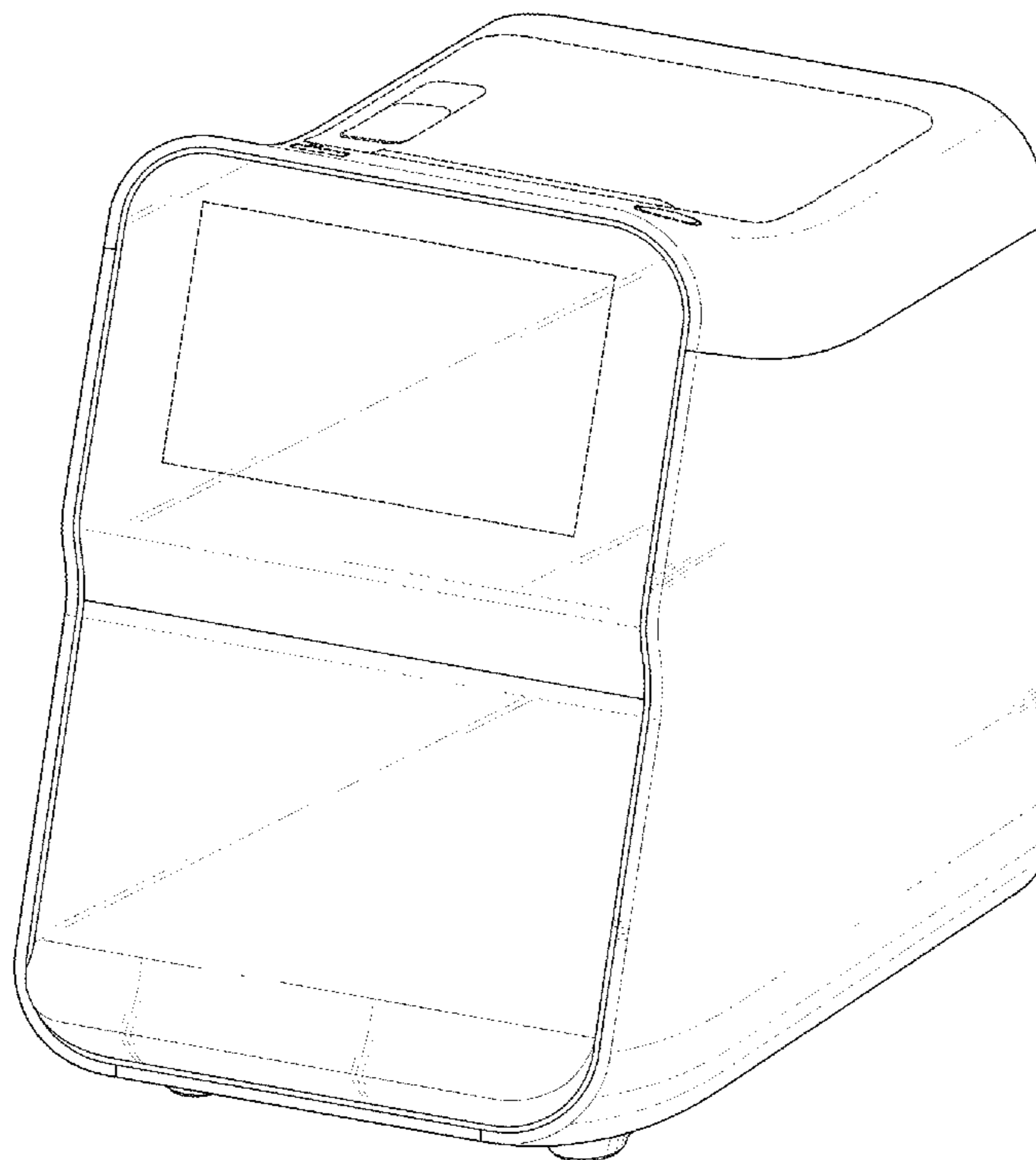


FIG. 1

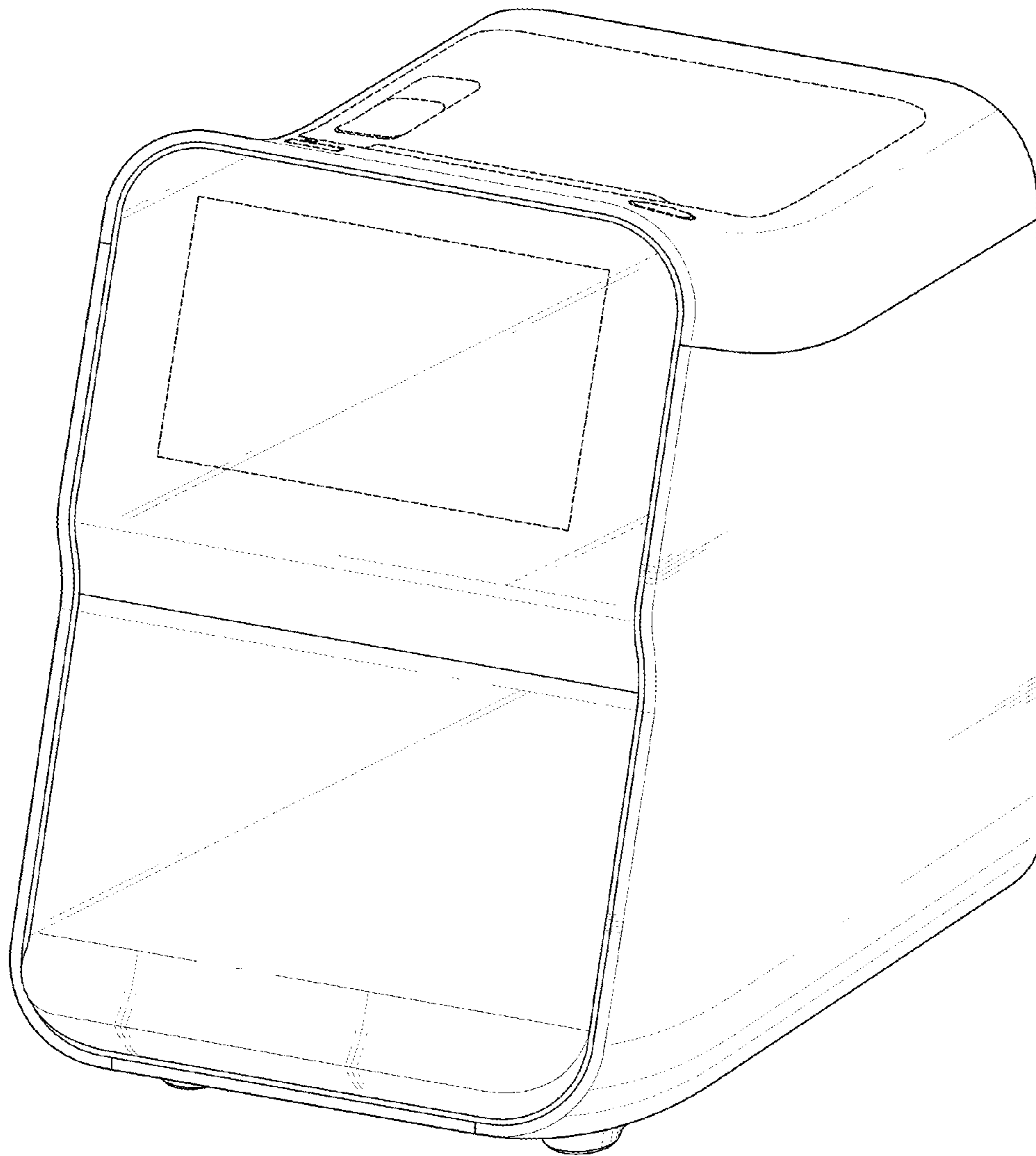


FIG. 2




FIG. 3

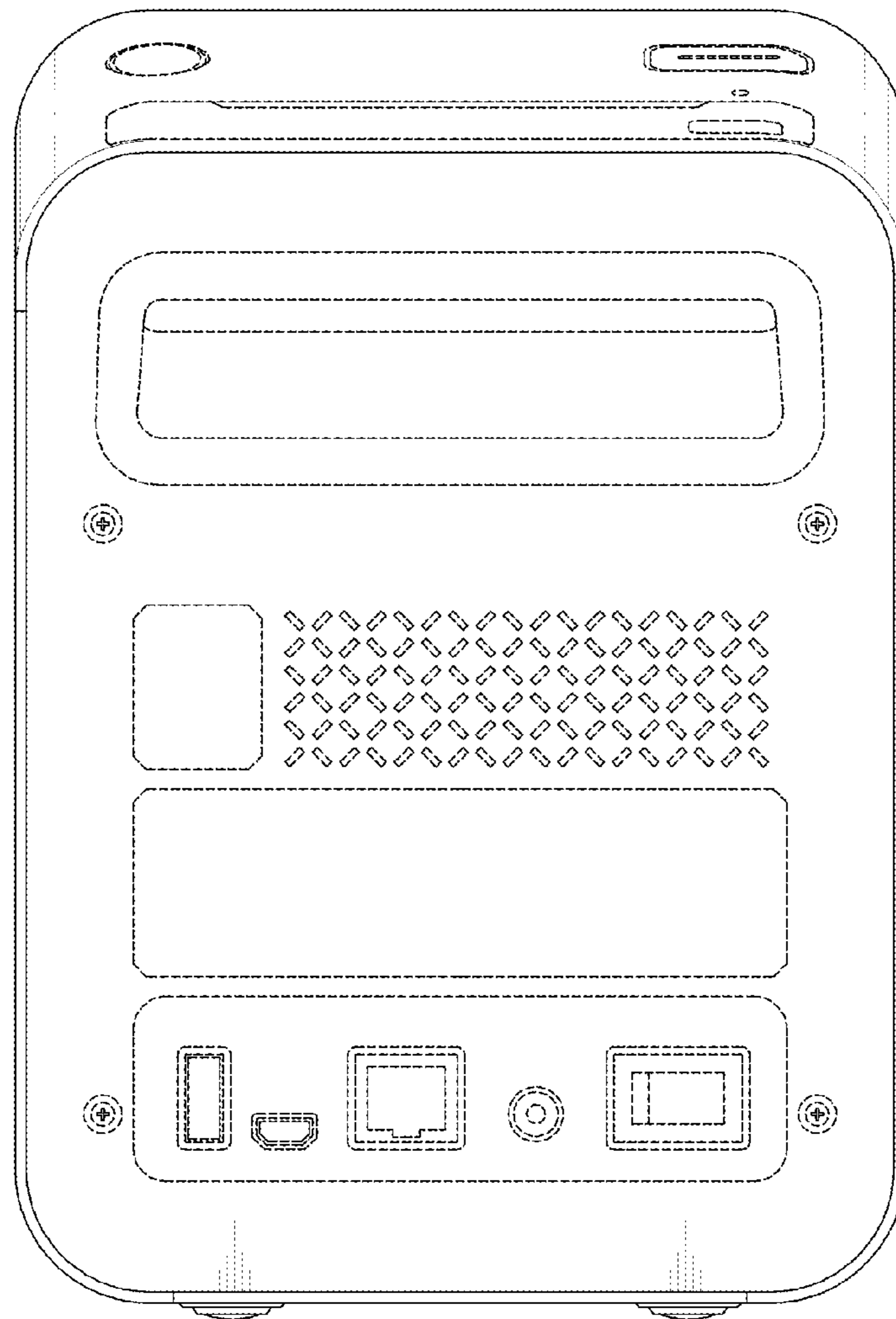


FIG. 4




FIG. 5




FIG. 6

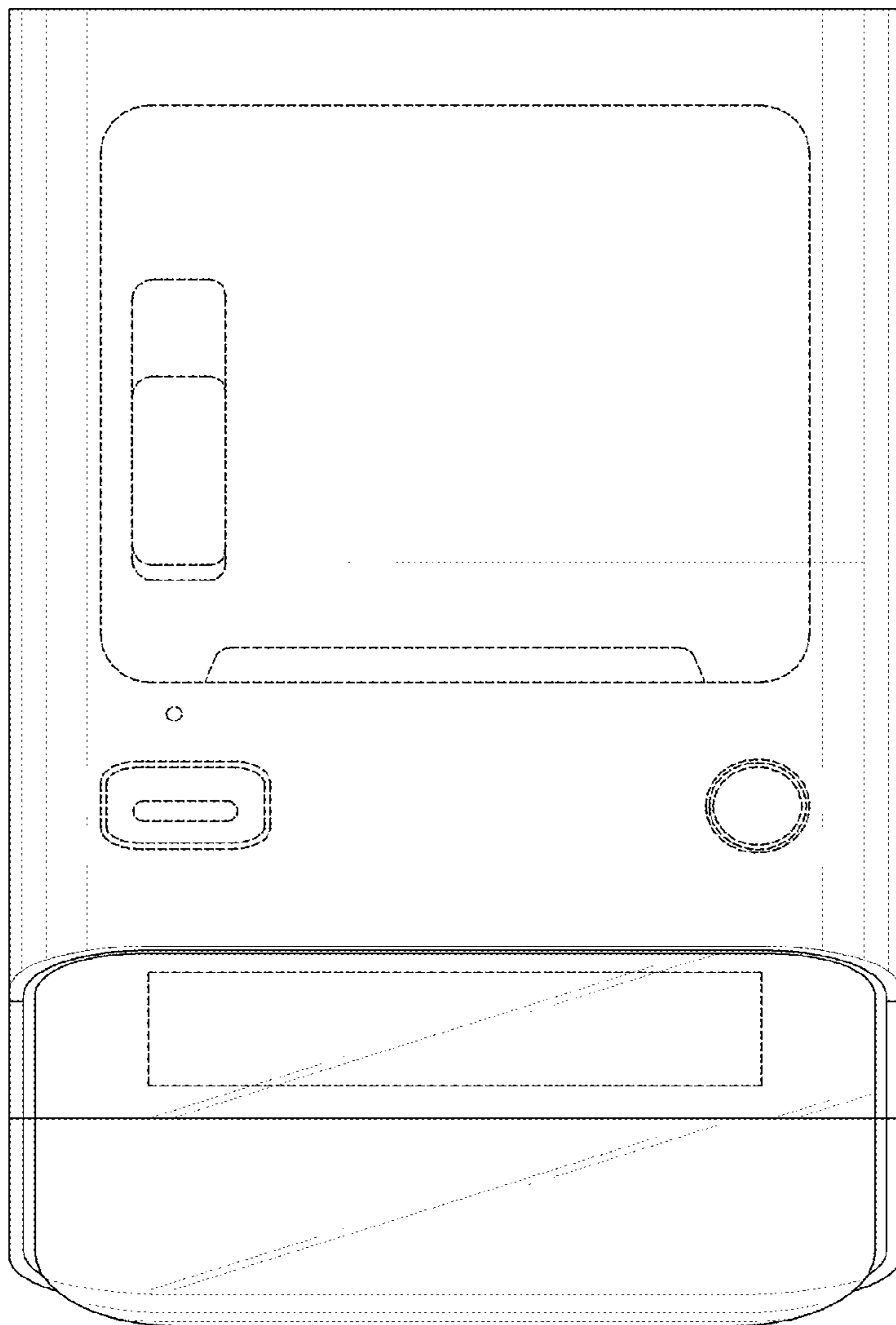


FIG. 7

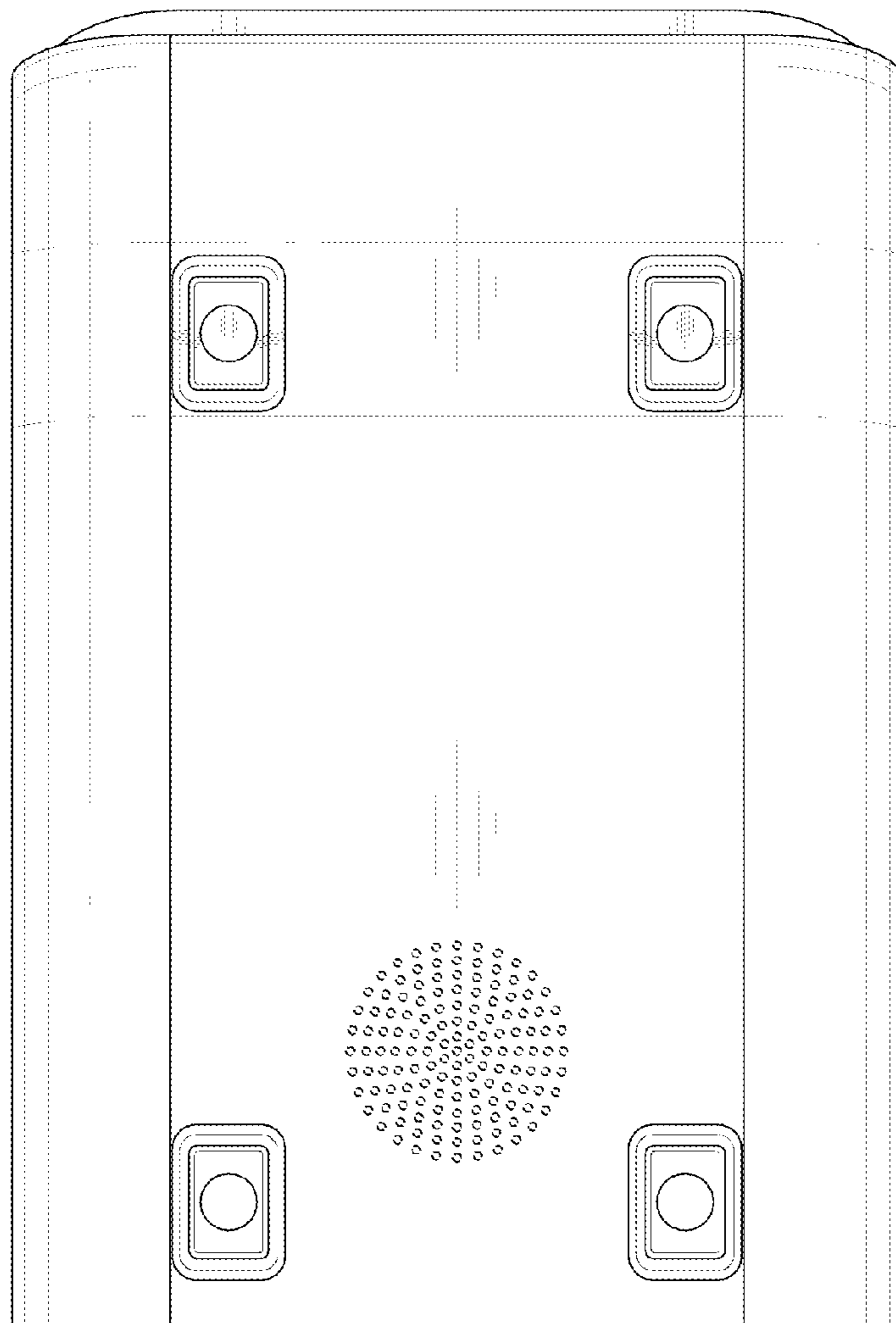




FIG. 8

