



US00D693468S

(12) **United States Design Patent**
Meng et al.

(10) **Patent No.:** **US D693,468 S**

(45) **Date of Patent:** **** Nov. 12, 2013**

(54) **PERSONAL SPIROMETER**

(75) Inventors: **Wayne Meng**, Fogelsville, PA (US);
Mathieu Turpault, Pennington, NJ
(US); **Mathieu Zastawny**, Philadelphia,
PA (US)

(73) Assignee: **PMD Healthcare**, Allentown, PA (US)

(**) Term: **14 Years**

(21) Appl. No.: **29/406,156**

(22) Filed: **Nov. 10, 2011**

Related U.S. Application Data

(63) Continuation-in-part of application No. 12/844,980,
filed on Jul. 28, 2010.

(51) **LOC (9) Cl.** **24-00**

(52) **U.S. Cl.**
USPC **D24/164**

(58) **Field of Classification Search**
USPC D24/170, 187, 142, 164, 110.5, 186,
D24/110, 232, 169, 168, 163, 165, 216,
D24/231; 600/538, 529, 532; 128/204.18,
128/205.24; 73/23.3, 861.52; 422/84;
D10/78, 96; D14/218

See application file for complete search history.

(56) **References Cited**

U.S. PATENT DOCUMENTS

5,137,026 A * 8/1992 Waterson et al. 600/538
D339,635 S * 9/1993 Waterson et al. D24/164

D613,411 S * 4/2010 Collins et al. D24/186
D647,621 S * 10/2011 Lee et al. D24/186
D677,792 S * 3/2013 Vandiver D24/167
D683,028 S * 5/2013 Hara D24/165
2012/0029376 A1* 2/2012 Meng et al. 600/538

OTHER PUBLICATIONS

http://www.coroflot.com/01-01/Medical.*
[http://www.prweb.com/releases/personalspirometer/
personalspirometry/prweb9805866.htm.*](http://www.prweb.com/releases/personalspirometer/personalspirometry/prweb9805866.htm.*)

* cited by examiner

Primary Examiner — Robert M Spear

Assistant Examiner — Rhea Shields

(74) *Attorney, Agent, or Firm* — Saul Ewing LLP

(57) **CLAIM**

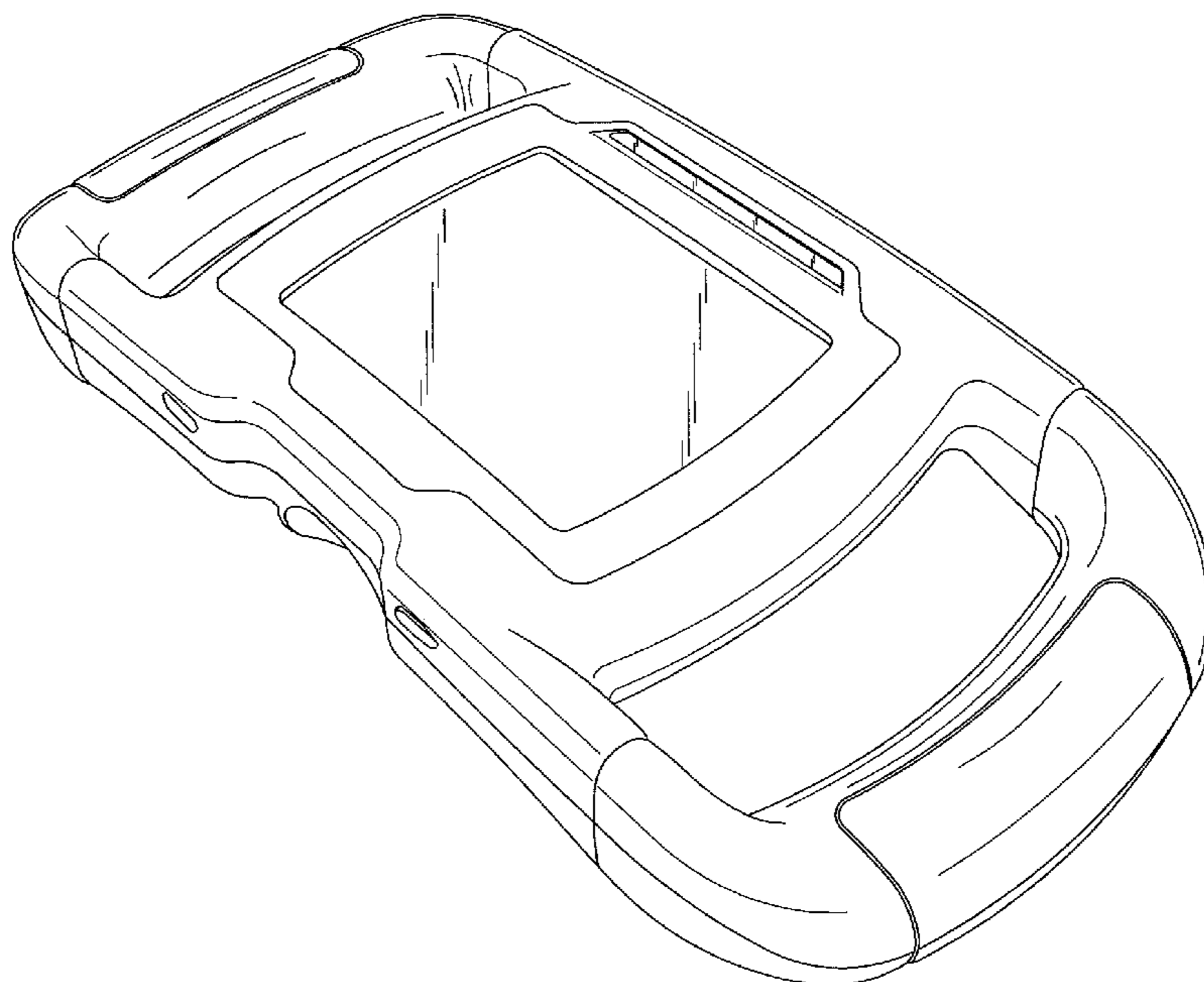
The ornamental design for a personal spirometer, as shown
and described.

DESCRIPTION

FIG. 1 is a perspective view of a personal spirometer showing
my new design;
FIG. 2 is a front view thereof;
FIG. 3. is a rear plan view thereof;
FIG. 4. is a right side view thereof;
FIG. 5. is a left side view thereof;
FIG. 6. is a bottom view thereof; and,
FIG. 7. is a top view thereof.

The broken lines in the figures illustrate unclaimed environ-
ment only and form no part of the claimed design.

1 Claim, 5 Drawing Sheets



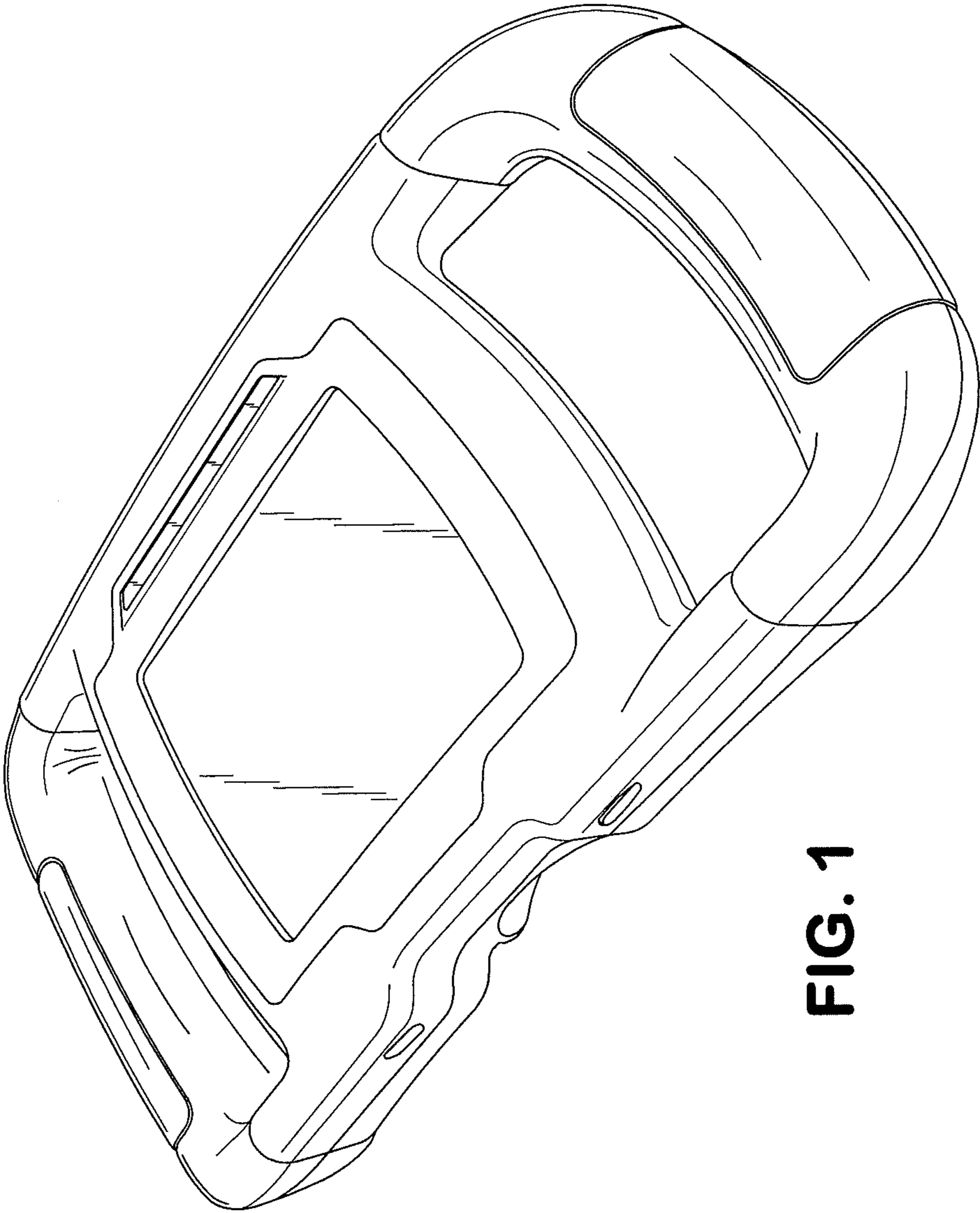


FIG. 1

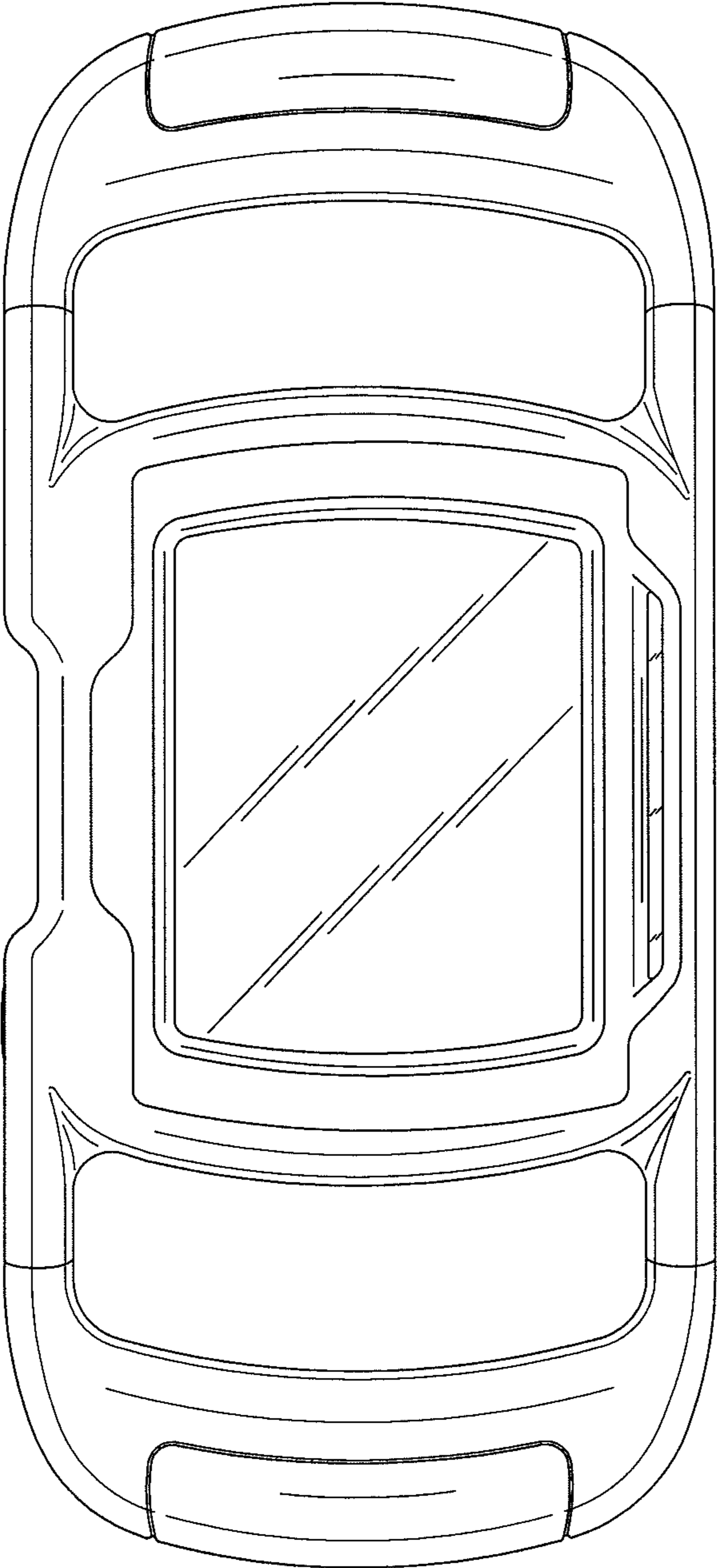


FIG. 2

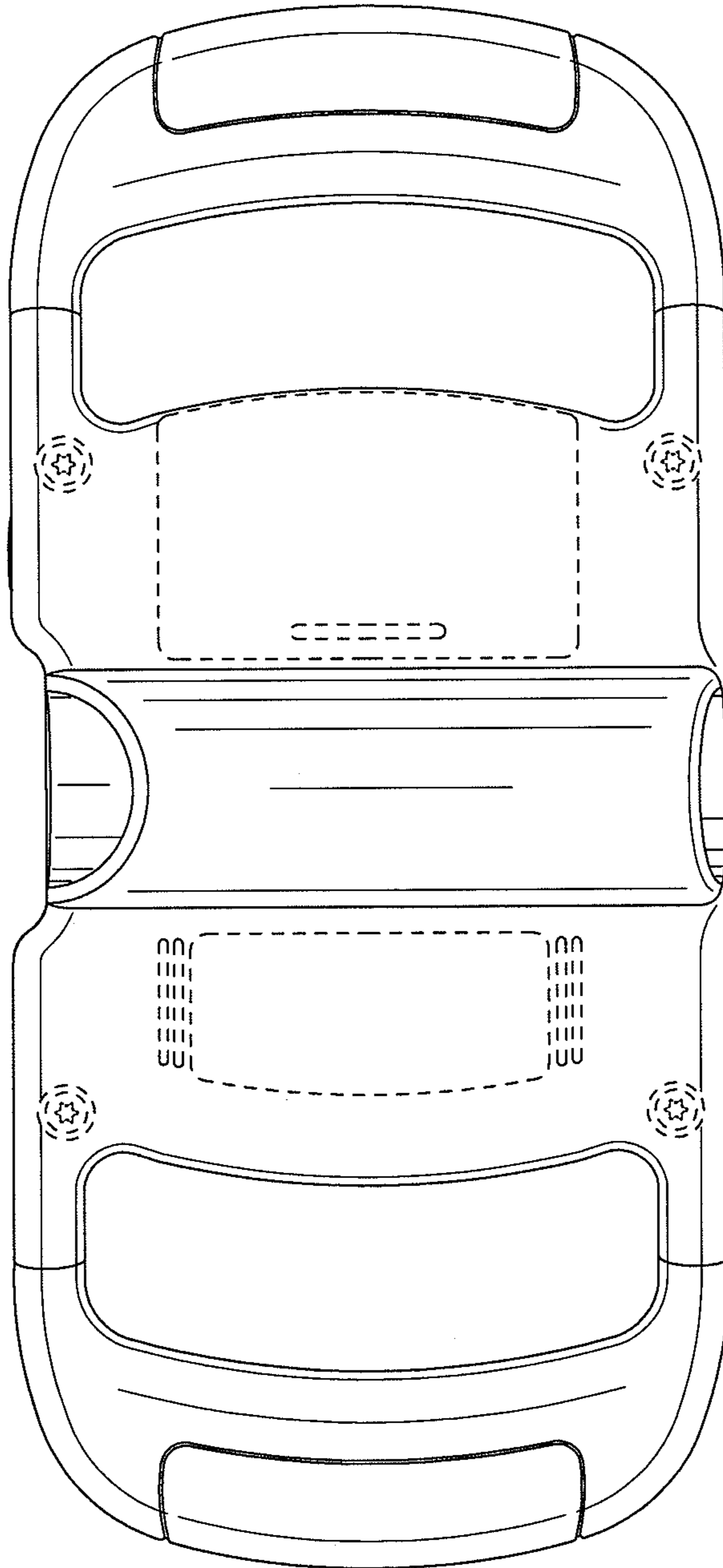


FIG. 3




FIG. 4




FIG. 5

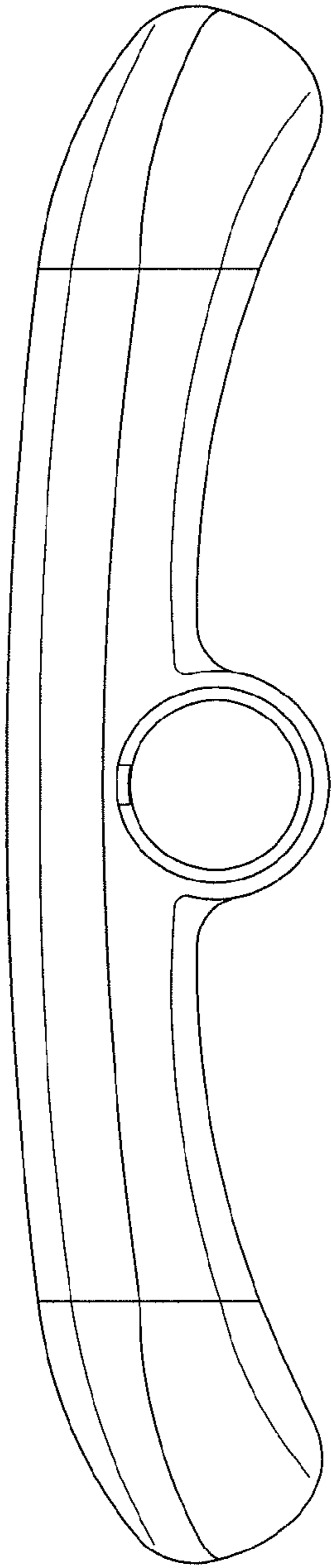


FIG. 6

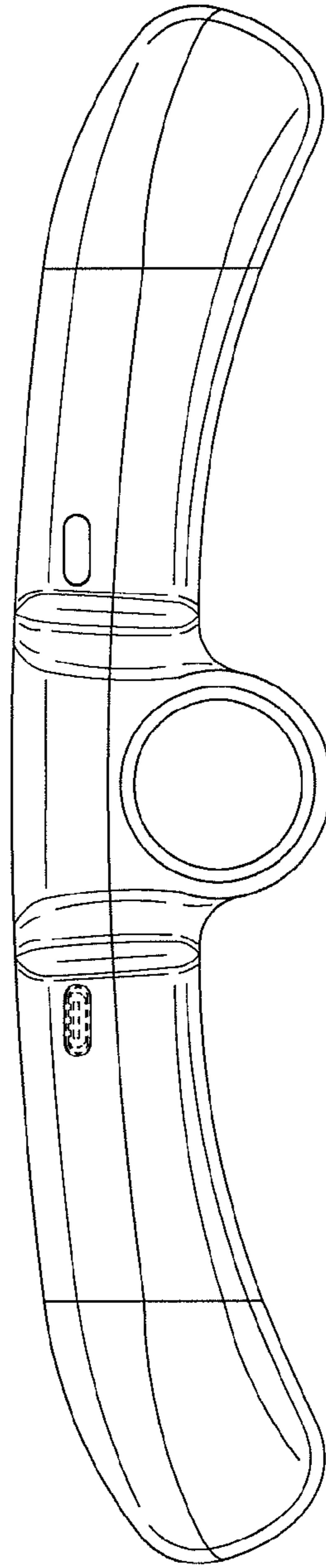


FIG. 7