



US00D693454S

(12) **United States Design Patent**
Alexander

(10) **Patent No.:** **US D693,454 S**

(45) **Date of Patent:** **** Nov. 12, 2013**

(54) **CROSS-FLOW FAN INTAKE GRILL**

(75) Inventor: **Kathryn E. Alexander**, Shrewsbury, MA (US)

(73) Assignee: **Kaz USA, Inc.**, Southborough, MA (US)

(**) Term: **14 Years**

(21) Appl. No.: **29/424,350**

(22) Filed: **Jun. 11, 2012**

(51) **LOC (9) Cl.** **23-04**

(52) **U.S. Cl.**
USPC **D23/412**

(58) **Field of Classification Search**

USPC D23/381–383, 370–379, 385–388, 393, D23/394, 399, 411–414, 355, 356, D23/332–342; 454/237–253, 186, 228–236; 52/302.1; 417/423.1, 423.14; 415/182.1, 200, 90; 416/244 R, 246, 416/247 R; D6/309; D21/430, 436, 442, D21/447, 450, 453, 458

See application file for complete search history.

(56) **References Cited**

U.S. PATENT DOCUMENTS

D420,442 S *	2/2000	Brewer	D23/412
D448,469 S *	9/2001	Hong	D23/411
D460,548 S *	7/2002	Melwani	D23/378
D483,457 S *	12/2003	Wang	D23/336
D510,989 S *	10/2005	Dooley	D23/335
D558,870 S *	1/2008	Triplett et al.	D23/364
D562,953 S *	2/2008	Lewis et al.	D23/341
D577,808 S *	9/2008	Chang et al.	D23/382
D578,630 S *	10/2008	Shapiro	D23/335

D591,840 S *	5/2009	Gao	D23/332
D601,234 S *	9/2009	Lee	D23/314
D604,814 S *	11/2009	Lee	D23/314
D641,845 S *	7/2011	Breit et al.	D23/333

* cited by examiner

Primary Examiner — Susan Bennett Hattan

Assistant Examiner — Janice Hallmark

(74) *Attorney, Agent, or Firm* — Stroock & Stroock & Lavan LLP

(57) **CLAIM**

The ornamental design for a cross-flow fan intake grill, as shown and described.

DESCRIPTION

FIG. 1 is a front perspective view of a cross-flow fan intake grill of the present invention;

FIG. 2 is a front view of the cross-flow fan intake grill of FIG. 1;

FIG. 3 is a right side view of the cross-flow fan intake grill of FIG. 1;

FIG. 4 is a rear view of the cross-flow fan intake grill of FIG. 1;

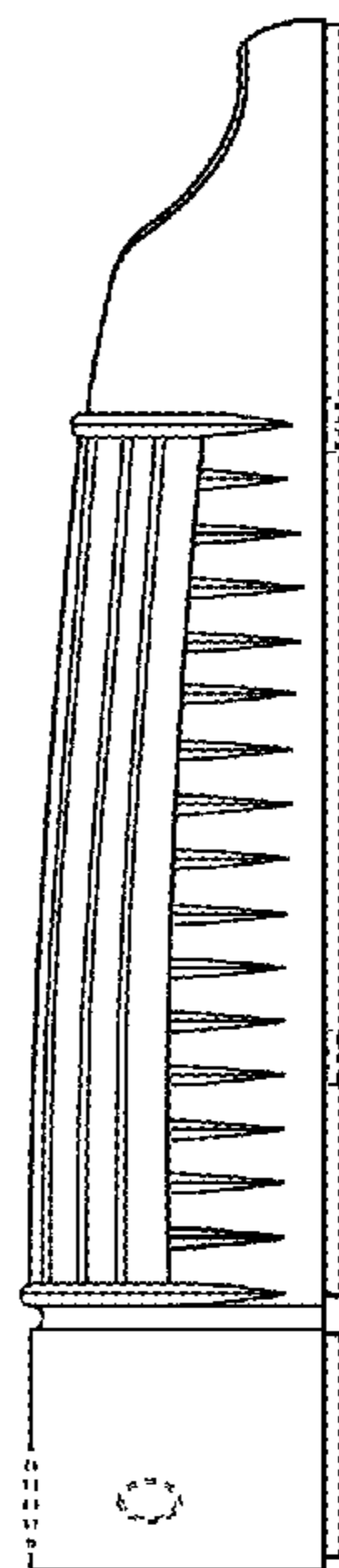
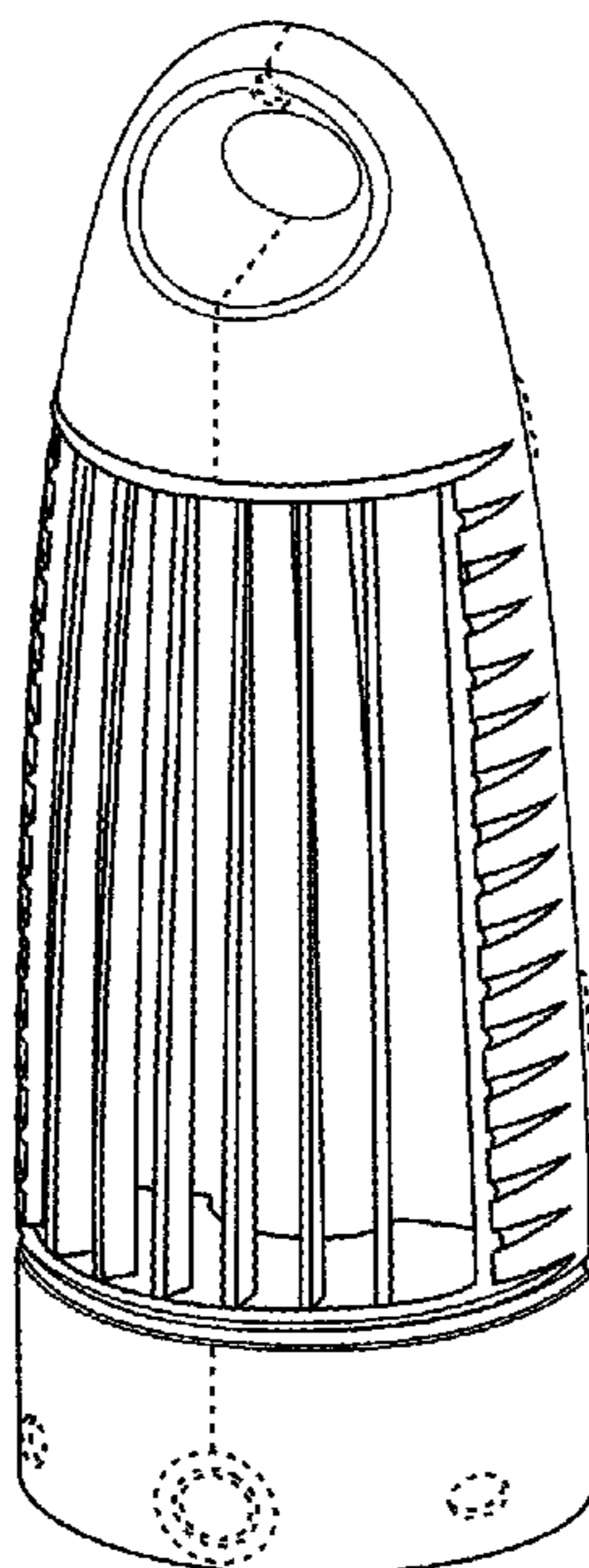
FIG. 5 is a left side view of the cross-flow fan intake grill of FIG. 1;

FIG. 6 is a top view of the cross-flow fan intake grill of FIG. 1; and,

FIG. 7 is a bottom view of the cross-flow fan intake grill of FIG. 1.

The broken line showing of the cross-flow fan intake grill is for the purpose of illustrating portions of the “article” and forms no part of the claimed design.

1 Claim, 7 Drawing Sheets



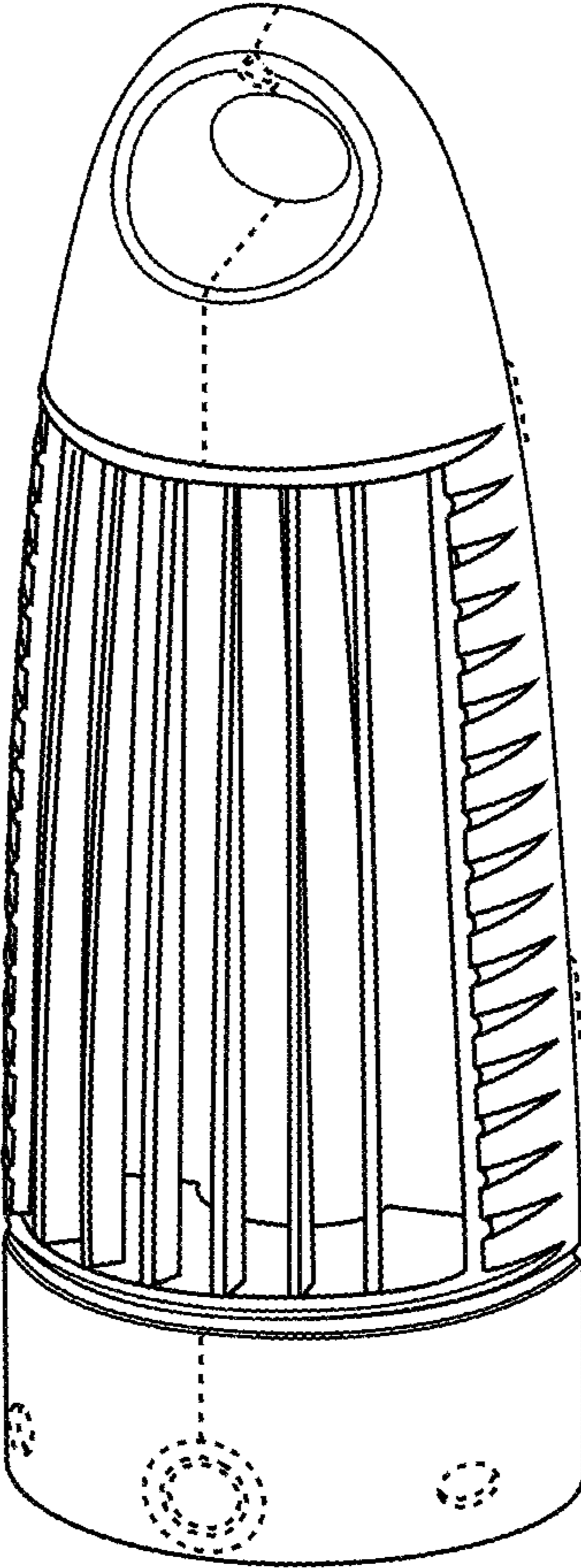


Fig. 1

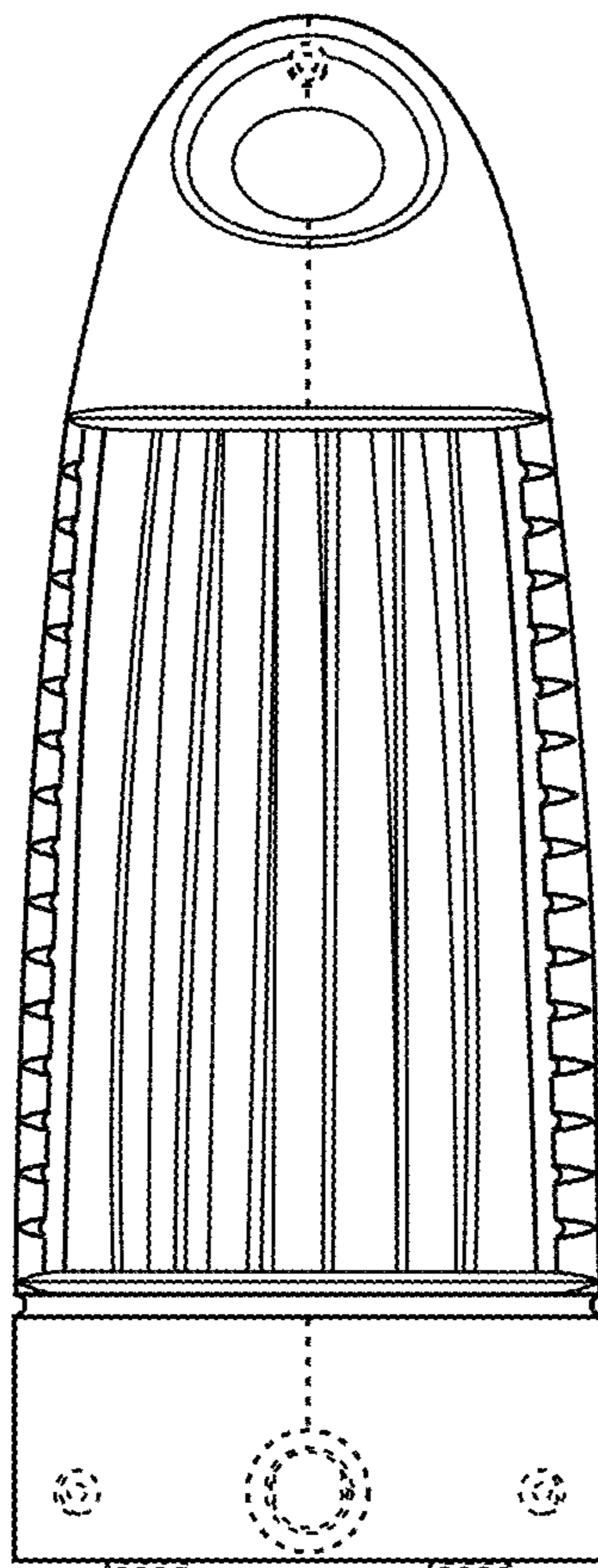


Fig. 2

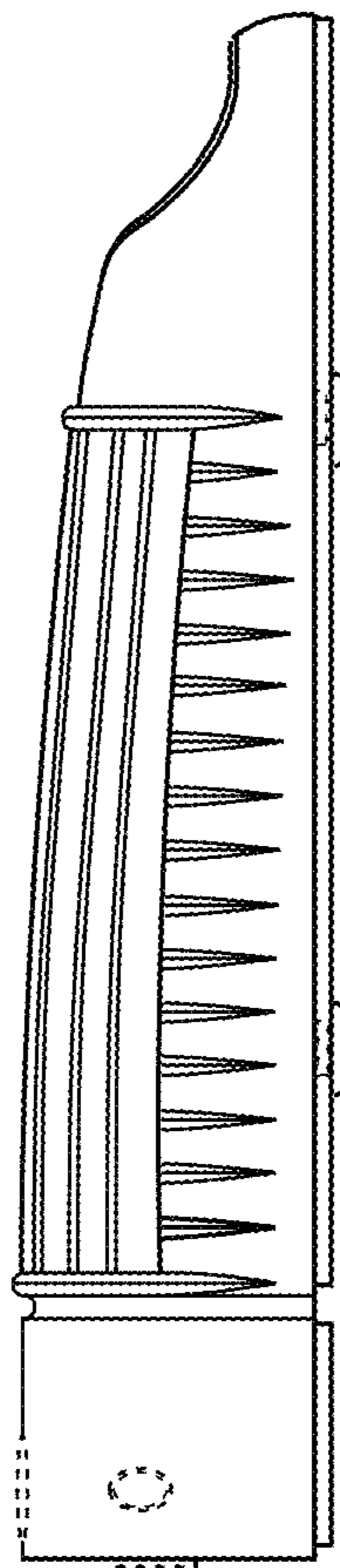


Fig. 3

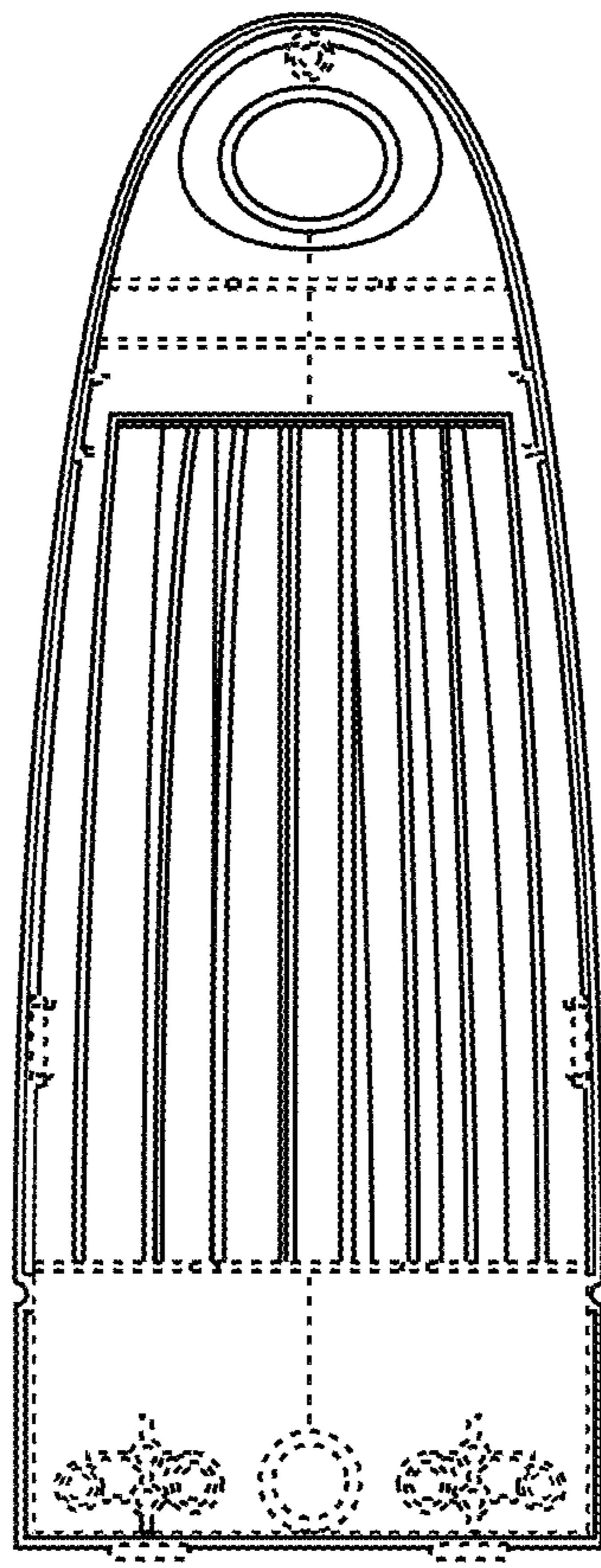


Fig. 4

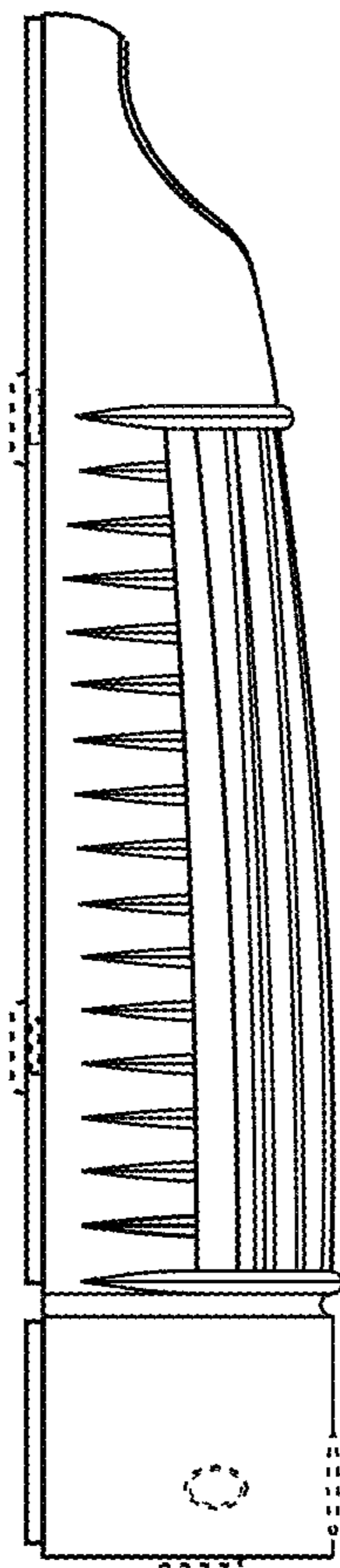


Fig. 5

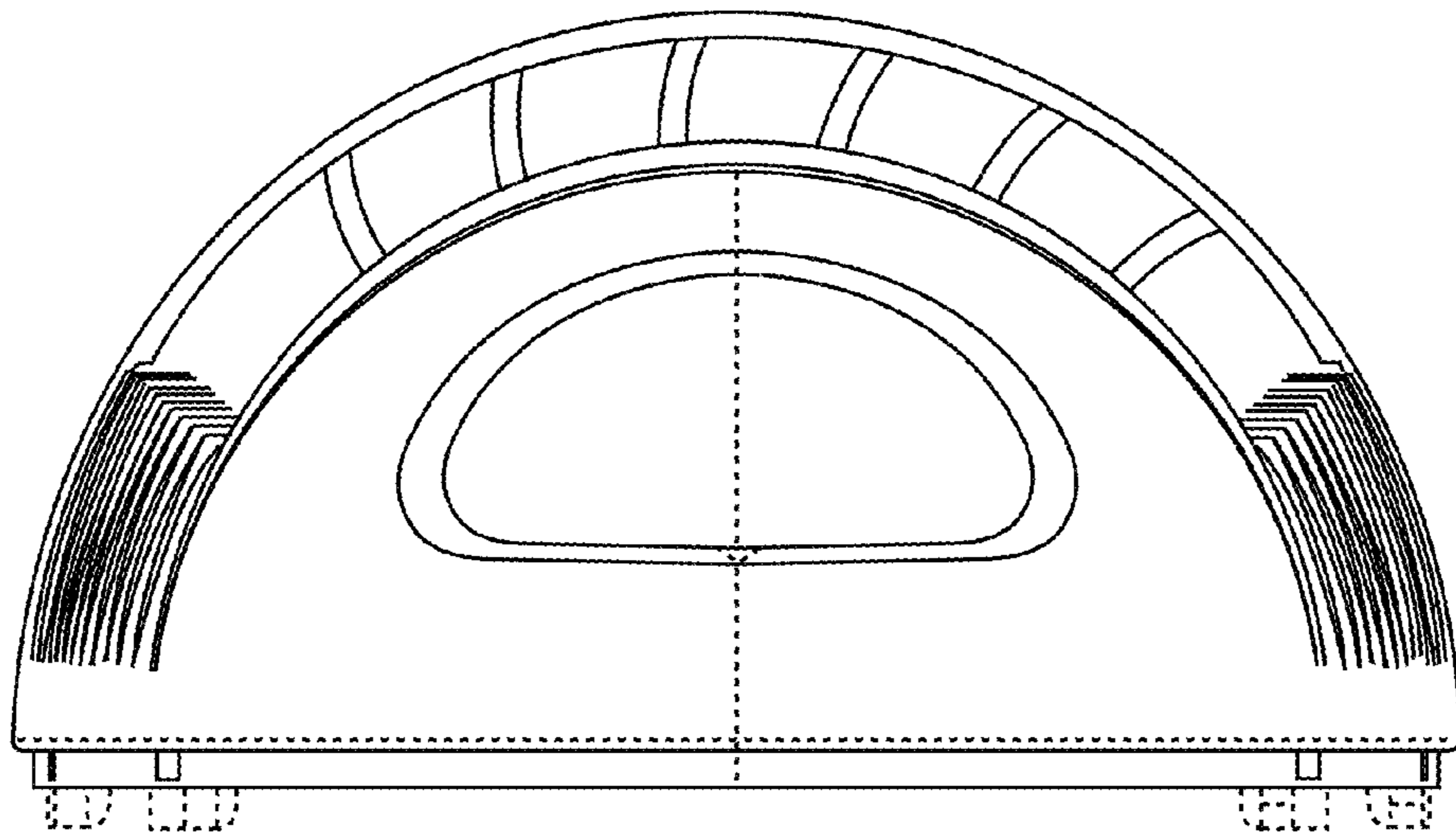


Fig. 6

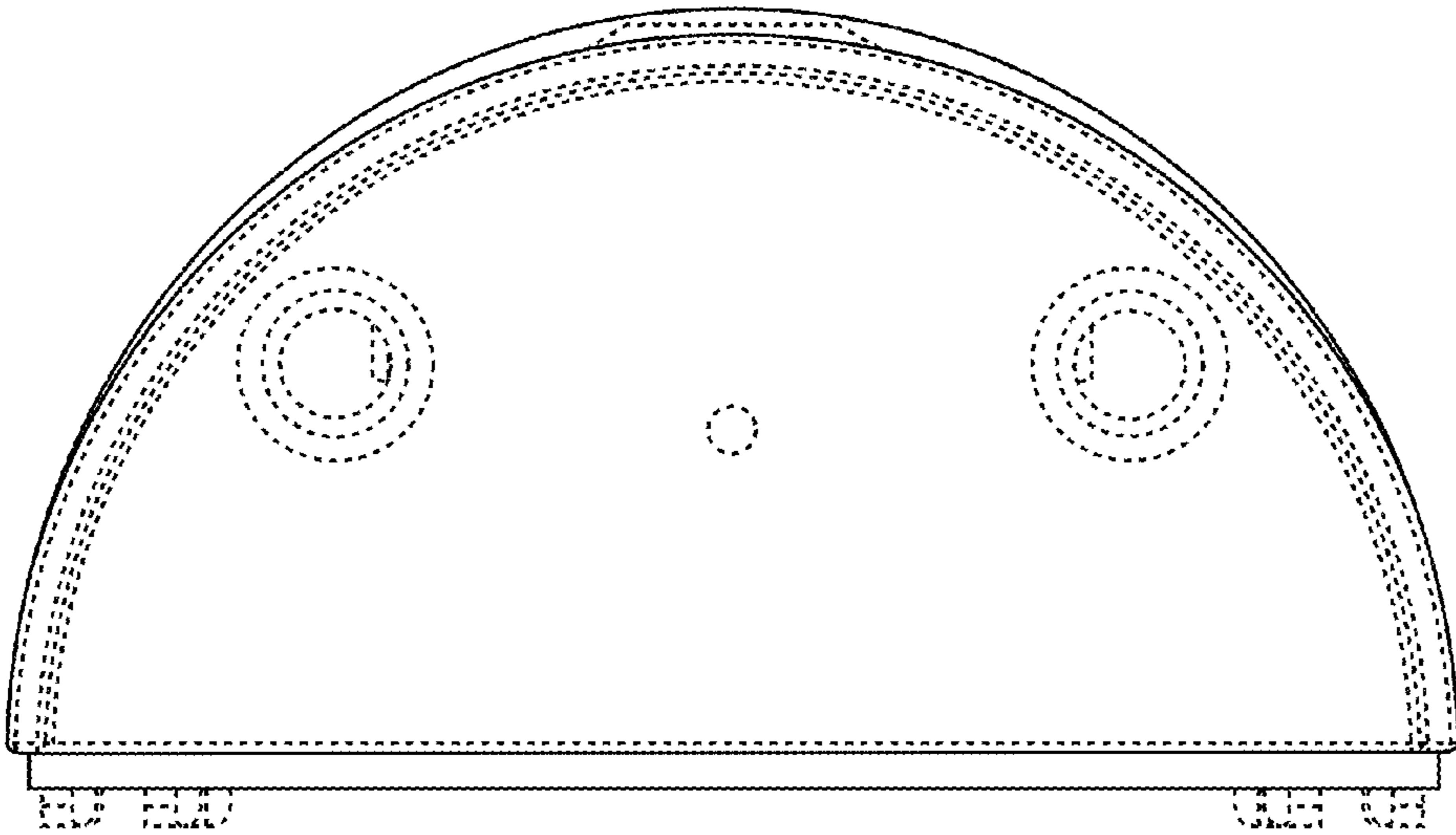


Fig. 7