



US00D693449S

(12) **United States Design Patent**  
**Wolf**

(10) **Patent No.:** **US D693,449 S**

(45) **Date of Patent:** **\*\* Nov. 12, 2013**

(54) **AIR FRESHENER**

(71) Applicant: **Bath Solutions, Inc.**, Elk Grove Village,  
IL (US)

(72) Inventor: **Thomas H. Wolf**, Highland Park, IL  
(US)

(\*\*) Term: **14 Years**

(21) Appl. No.: **29/450,056**

(22) Filed: **Mar. 15, 2013**

**Related U.S. Application Data**

(63) Continuation-in-part of application No. 13/780,062,  
filed on Feb. 28, 2013.

(51) **LOC (9) Cl.** ..... **28-99**

(52) **U.S. Cl.**  
USPC ..... **D23/366**

(58) **Field of Classification Search**  
USPC ..... D23/355-369; D28/5, 6; 261/DIG. 17,  
261/DIG. 42, DIG. 65, DIG. 88, DIG. 89,  
261/DIG. 47, DIG. 55, DIG. 70; 392/356,  
392/390, 392, 394, 395; 239/34, 44, 53, 55,  
239/56, 326, 60, 308  
See application file for complete search history.

(56) **References Cited**

**U.S. PATENT DOCUMENTS**

2,755,954	A *	7/1956	Anritter	.....	220/4.21
D274,888	S *	7/1984	Lang	.....	D9/521
D301,912	S *	6/1989	Ward	.....	D22/125
D307,179	S *	4/1990	Cole	.....	D23/368
D401,660	S *	11/1998	Timm et al.	.....	D22/125
D435,896	S *	1/2001	Burgeson	.....	D23/366

D505,479	S *	5/2005	Burgeson	.....	D22/125
D518,162	S *	3/2006	Miro	.....	D23/366
D534,361	S *	1/2007	Wolf	.....	D6/323
D540,932	S *	4/2007	Burgeson	.....	D23/366
D545,956	S *	7/2007	Mattan et al.	.....	D23/366
D554,247	S *	10/2007	Wu	.....	D23/366
D577,804	S *	9/2008	Fabrega et al.	.....	D23/366
D578,199	S *	10/2008	Fabrega et al.	.....	D23/366
D594,337	S *	6/2009	Burgeson	.....	D9/521
D605,747	S *	12/2009	Butler et al.	.....	D23/366

\* cited by examiner

*Primary Examiner* — Sandra Snapp

(74) *Attorney, Agent, or Firm* — Cook Alex Ltd.

(57) **CLAIM**

The ornamental design for an air freshener, as shown and described.

**DESCRIPTION**

FIG. 1 is a perspective view of an air freshener showing the new design;  
 FIG. 2 is a side elevational view thereof;  
 FIG. 3 is an end elevational view thereof taken from the left of FIG. 2;  
 FIG. 4 is an end elevational view thereof, taken from the right of FIG. 2;  
 FIG. 5 is a top plan view thereof;  
 FIG. 6 is a bottom plan view thereof;  
 FIG. 7 is an exploded perspective view of a second embodiment of the air freshener, showing an exploded-away sealing label;  
 FIG. 8 is an end elevational view of the FIG. 7 embodiment; and,  
 FIG. 9 is a top plan view thereof.

**1 Claim, 3 Drawing Sheets**

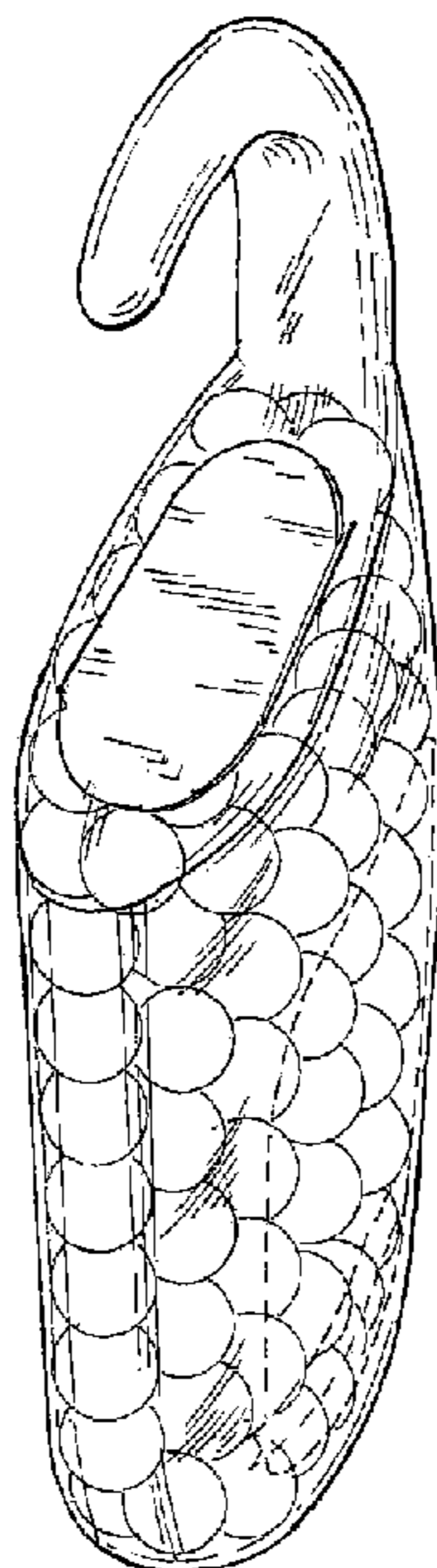


FIG. 1

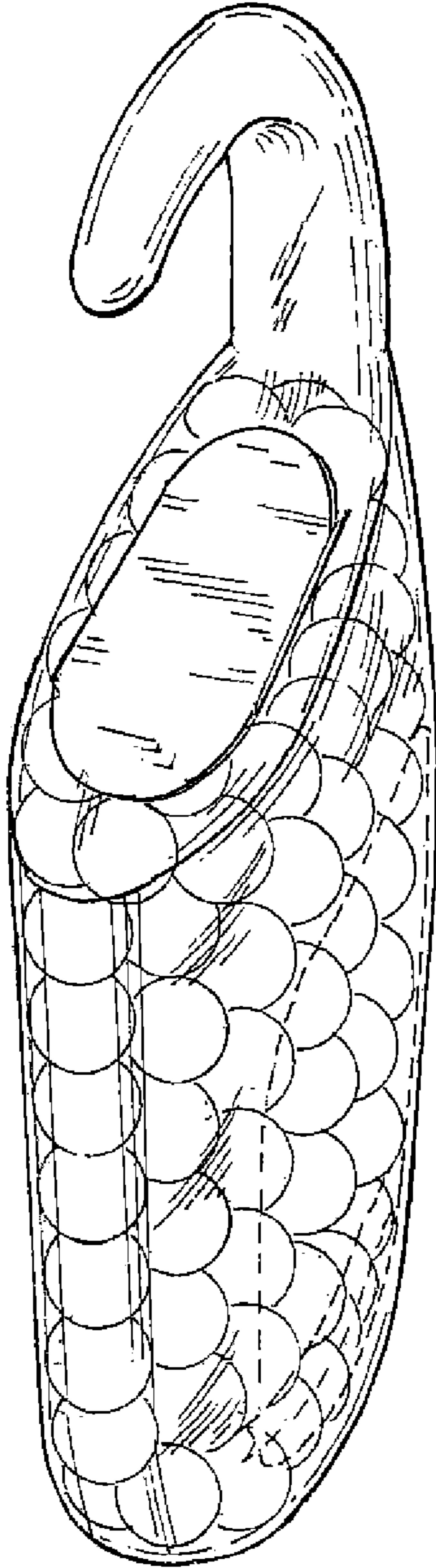


FIG. 2

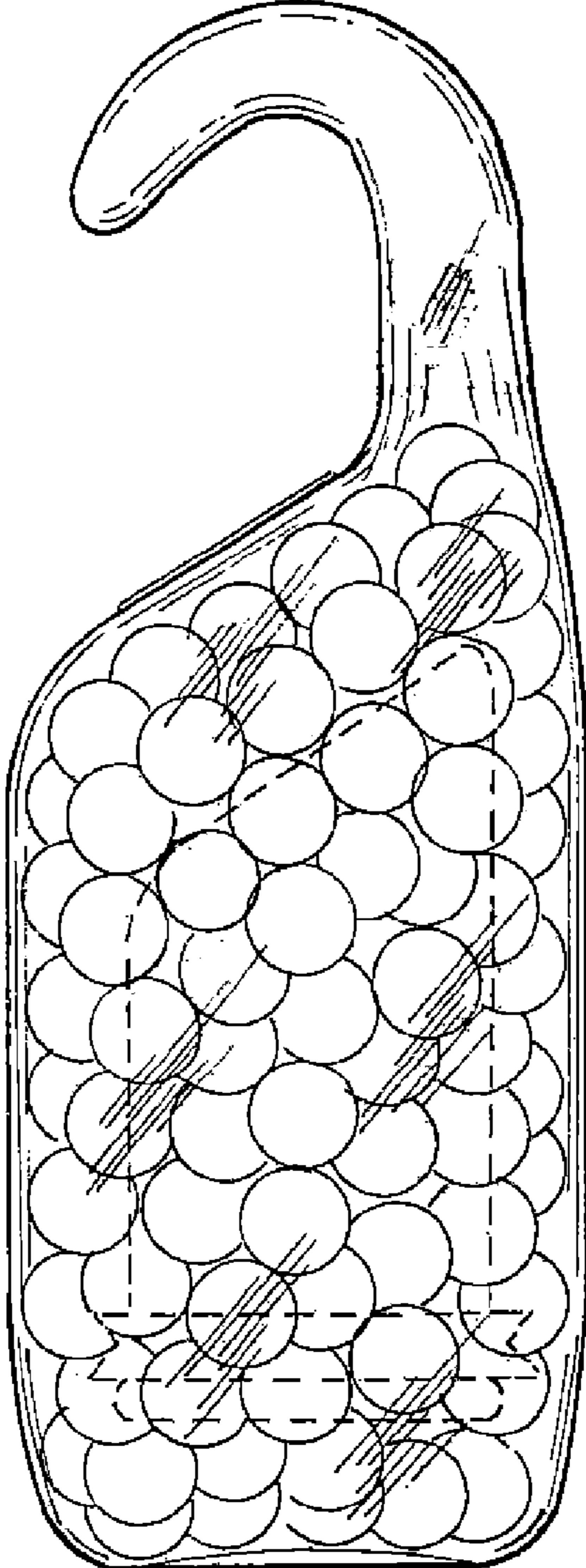


FIG. 3




FIG. 4




FIG. 5

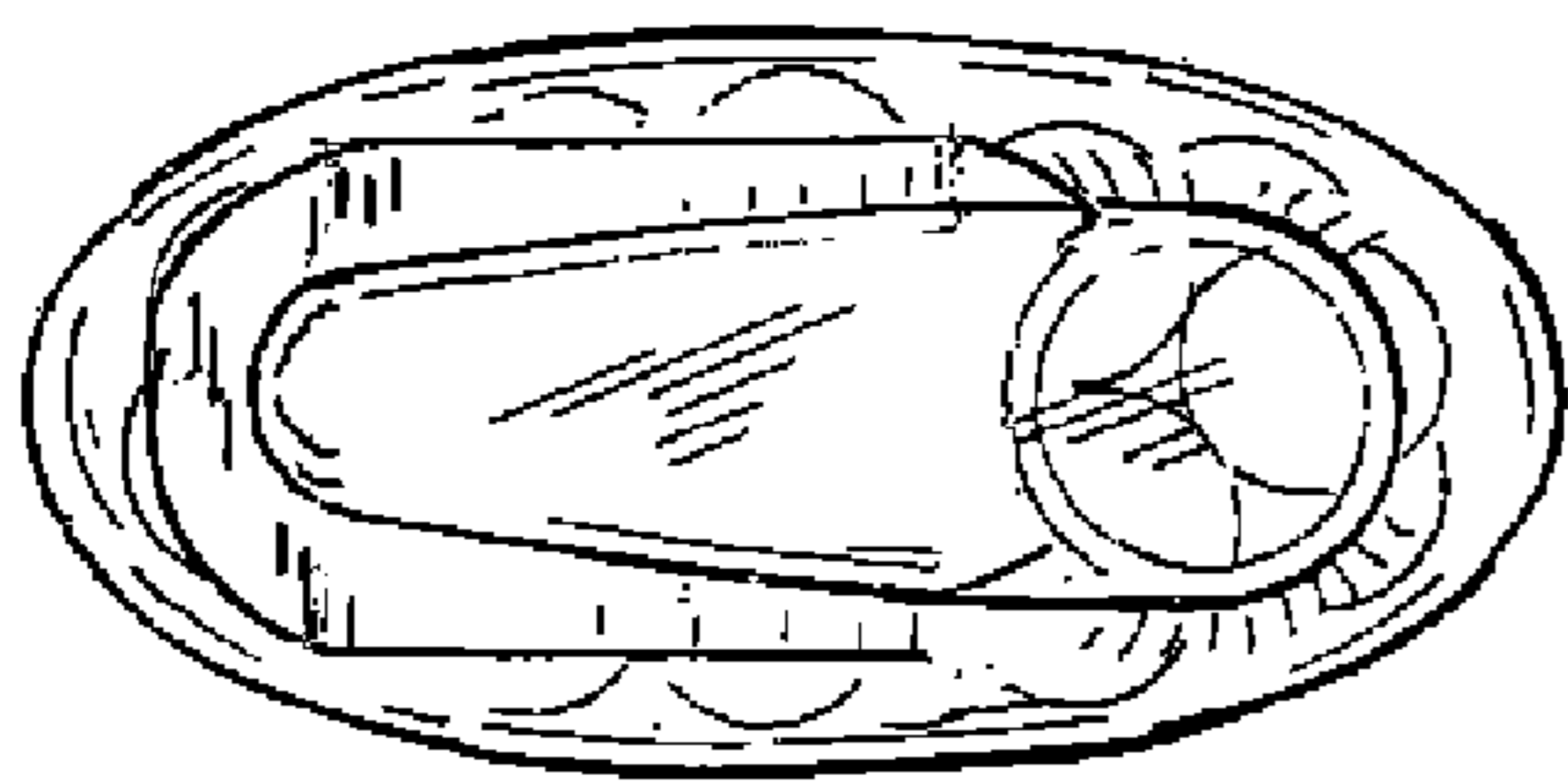


FIG. 6

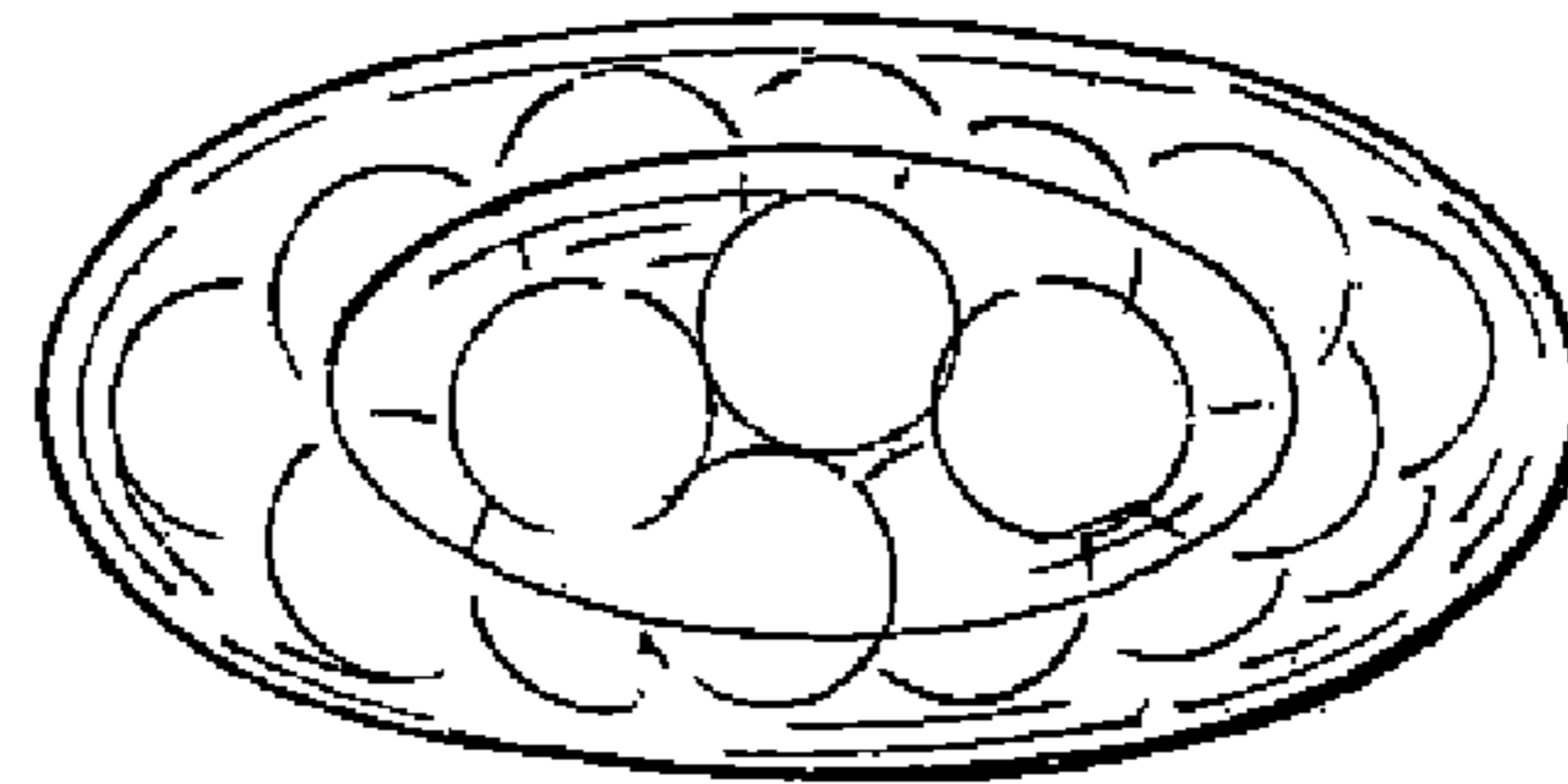


FIG. 7

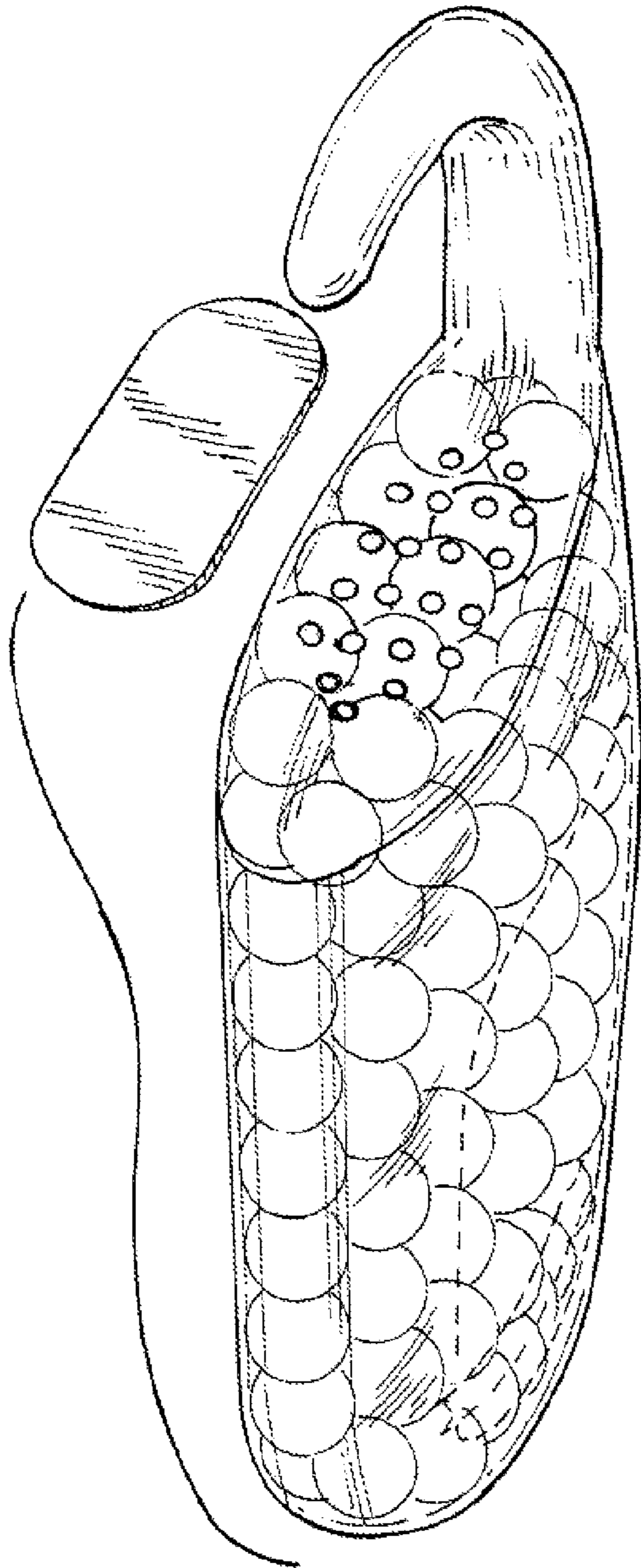


FIG. 8




FIG. 9

