

US00D693446S

(12) **United States Design Patent**
Preston

(10) **Patent No.:** **US D693,446 S**

(45) **Date of Patent:** **** Nov. 12, 2013**

(54) **CONSTANT TEMPERATURE CIRCULATOR**

(75) Inventor: **Philip Preston**, Northfield, IL (US)

(73) Assignee: **Preston Industries, Inc.**, Niles, IL (US)

(**) Term: **14 Years**

(21) Appl. No.: **29/412,299**

(22) Filed: **Feb. 1, 2012**

Related U.S. Application Data

(63) Continuation of application No. 12/699,365, filed on Feb. 3, 2010.

(51) **LOC (9) Cl.** **23-03**

(52) **U.S. Cl.**
USPC **D23/314**

(58) **Field of Classification Search**
USPC D23/314, 317, 332, 342, 333, 334, 335,
D23/337, 351, 355, 378, 370, 387, 364, 336,
D23/341, 383; 237/56, 67, 61, 62;
416/244 R, 247 R, 53.1, 53.2, 53.3;
392/365, 367, 347, 350, 373, 407, 433,
392/78 A; 165/154

See application file for complete search history.

(56) **References Cited**

U.S. PATENT DOCUMENTS

D214,165 S 5/1969 Sesholtz
3,576,378 A 4/1971 Hilmanowski
D222,260 S 10/1971 Read et al.
4,418,544 A 12/1983 Heybutzki et al.
D286,320 S 10/1986 Kingston
4,786,237 A 11/1988 Hans
6,604,917 B2 8/2003 Casper et al.
D595,821 S * 7/2009 Buron D23/316

D627,041 S * 11/2010 Fournier D23/316
D646,367 S * 10/2011 Knorck et al. D23/318
2009/0229258 A1 9/2009 Zapf et al.

OTHER PUBLICATIONS

Polyscience, Model 7312 Immersion Circulator, <http://www.polyscience.com/lab/7312.html>, 2 pages, printed Jan. 6, 2010.
Polyscience, Model 7306 and 712 Immersion Circulators, <http://www.polyscience.com/lab/7306.html>, 2 pages, printed Jan. 6, 2010.

(Continued)

Primary Examiner — T. Chase Nelson

Assistant Examiner — Ania Aman

(74) *Attorney, Agent, or Firm* — Vedder Price P.C.

(57) **CLAIM**

The ornamental design for a constant temperature circulator, as shown and described herein.

DESCRIPTION

FIG. 1 is a isometric front view of the constant temperature circulator;

FIG. 2 is a front view of the constant temperature circulator as shown at FIG. 1;

FIG. 3 is a right side view of the constant temperature circulator as shown at FIG. 1;

FIG. 4 is a left side view of the constant temperature circulator as shown at FIG. 1;

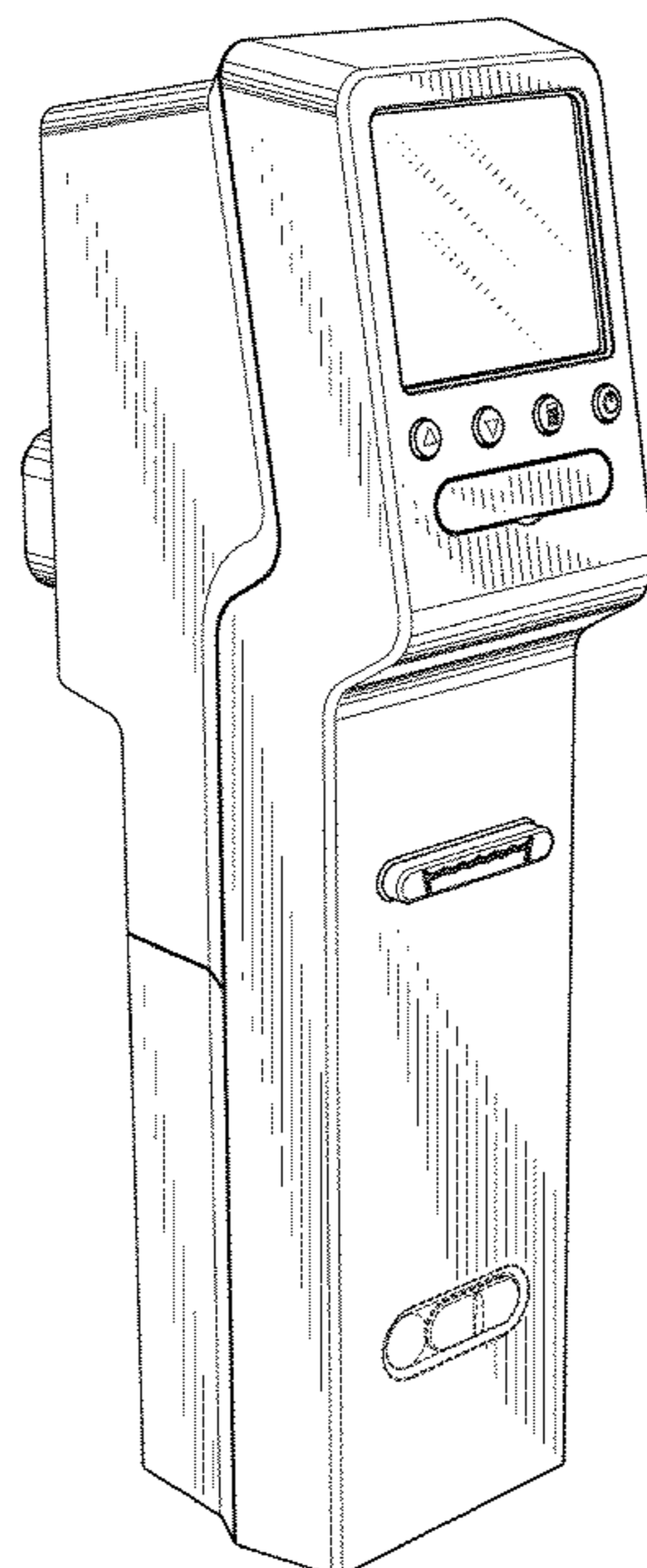
FIG. 5 is a back view of the constant temperature circulator as shown at FIG. 1;

FIG. 6 is a top view of the constant temperature circulator as shown at FIG. 1; and,

FIG. 7 is a bottom view of the constant temperature circulator as shown at FIG. 1.

The broken lines shown in the drawing are for the purpose of illustrating portions of the article and form no part of the claimed design.

1 Claim, 6 Drawing Sheets



(56)

References Cited

OTHER PUBLICATIONS

Cole-Parmer, Polystat Immersion Circulators, WU-12120-00, http://www.coleparmer.com/catalog/product_view.asp?sku=1212000&pfx=and http://static.coleparmer.com/large_images/12120_00_1.jpg, 3 pages, printed Jan. 6, 2010.
Cole-Parmer, Bath and Circulator Specifications Terminology, http://www.coleparmer.com/techinfo/print.asp?htmlfile=Bath_CircTerms.htm&ID=31, 2 pages, printed Jan. 6, 2010.
Thermo Scientific, Haake Immersion Circulators, WU-12206-40, http://www.coleparmer.com/catalog/product_view.

http://www.static.coleparmer.com/large_images/12206_40.rtmo.jpg, 4 pages, printed Jan. 6, 2010.
Grant Optima Series K Clamp, GU-BO-Klamp, <http://www.opticsplanet.net/grant-optima-series-immersion-circulators-boekel-scientific-klamp.html>, 3 pages, printed Jan. 6, 2010.
Julabo, MC Heating Immersion Circulator Product Data Sheet and Operating Manual, http://www.julabo.de/en/p_print.asp?Produkt=MC and http://www.julabo.de/database/product_img/adding2_mb-mc.jpg, 51 pages, printed Jan. 6, 2010.
Polyscience, shield, <http://www.cuisinetechology.com/images/shield.jpg>, 1 page, printed Jan. 6, 2010.

* cited by examiner

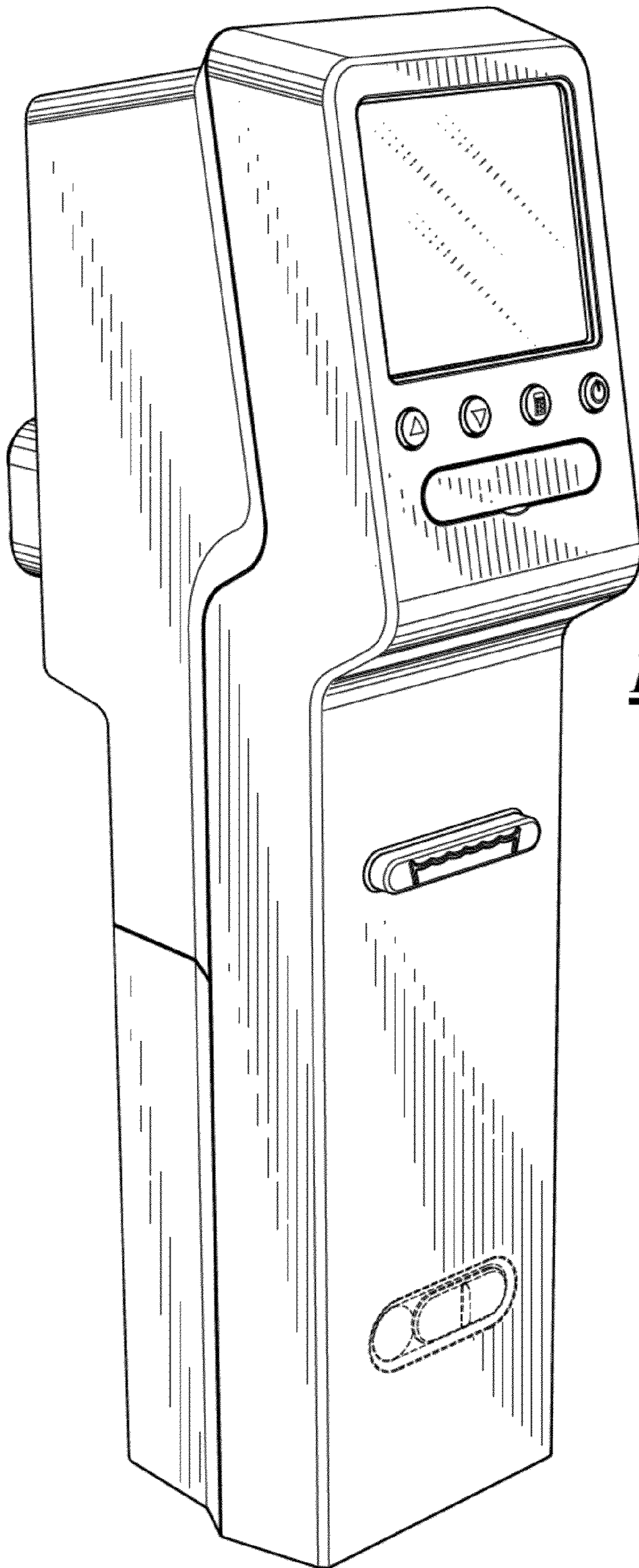


FIG. 1

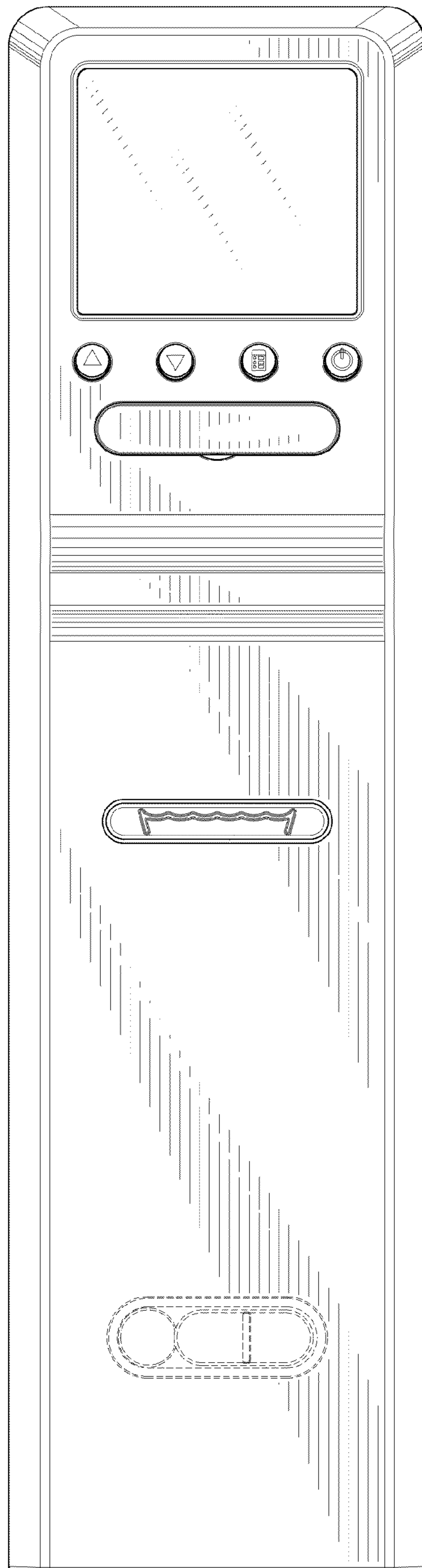


FIG. 2

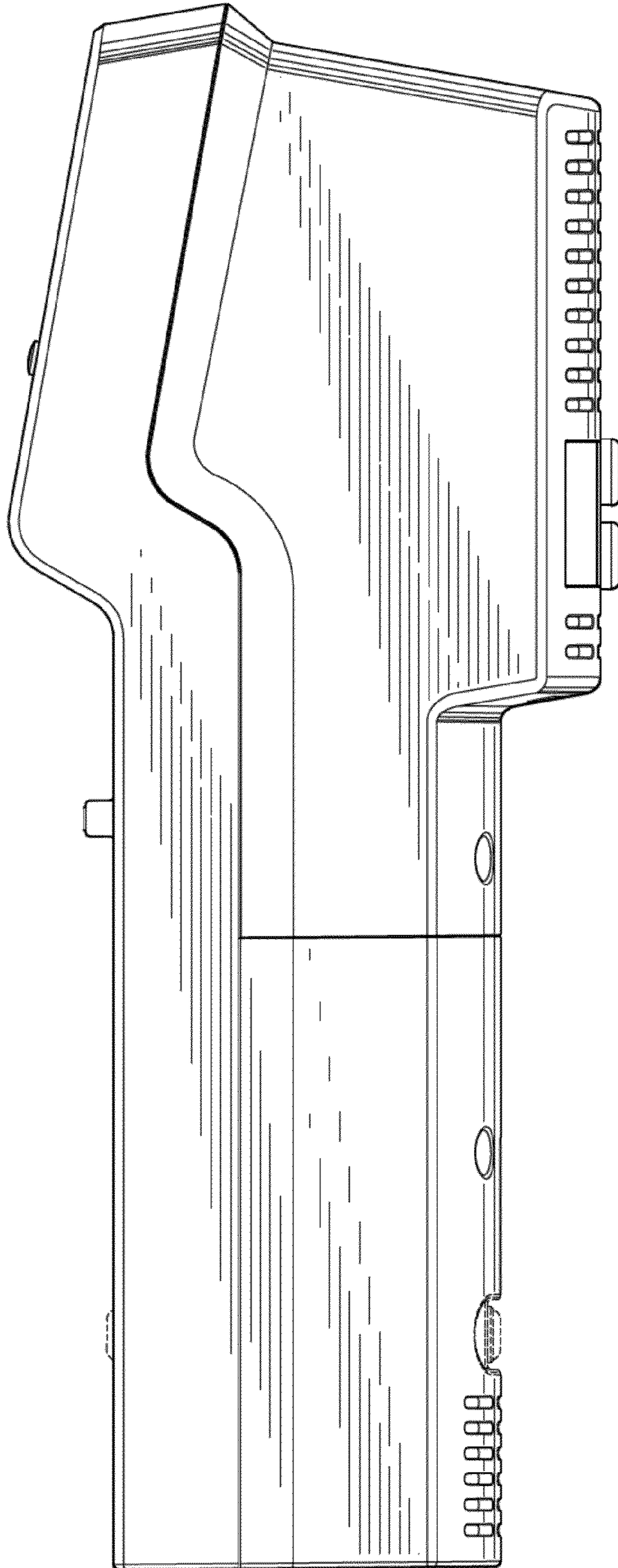


FIG. 3

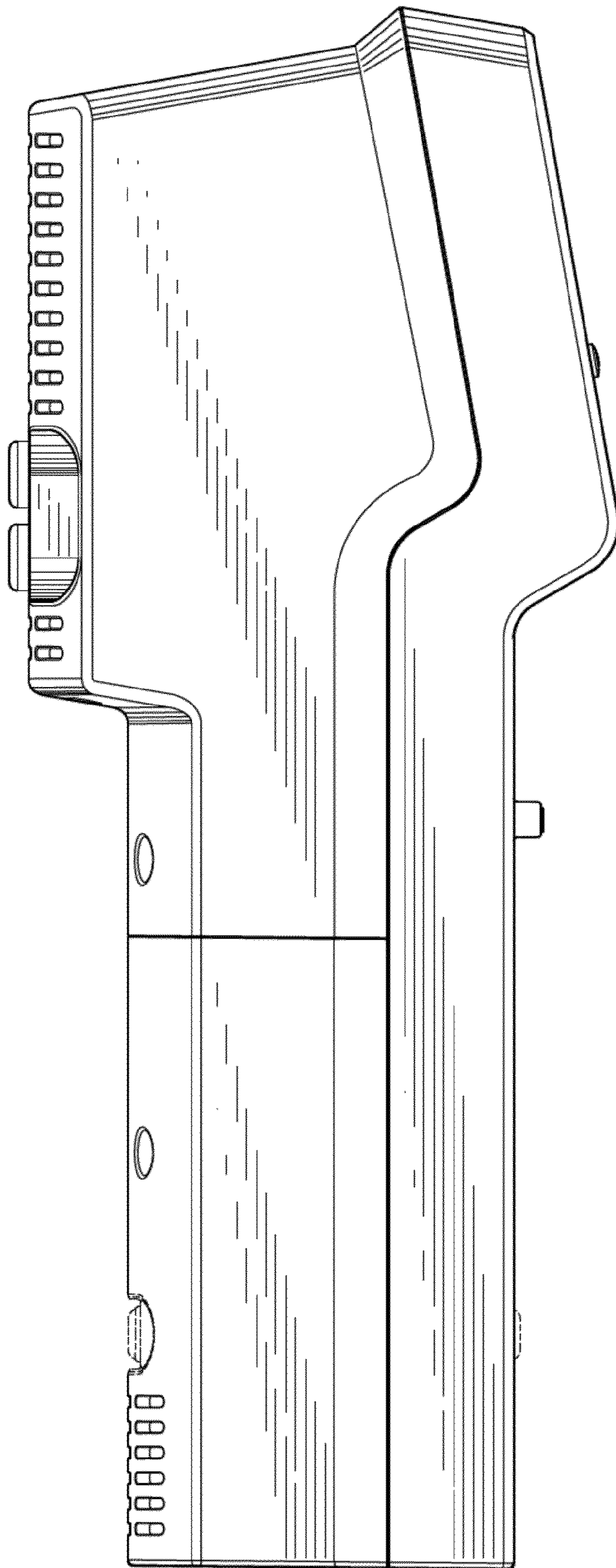


FIG. 4

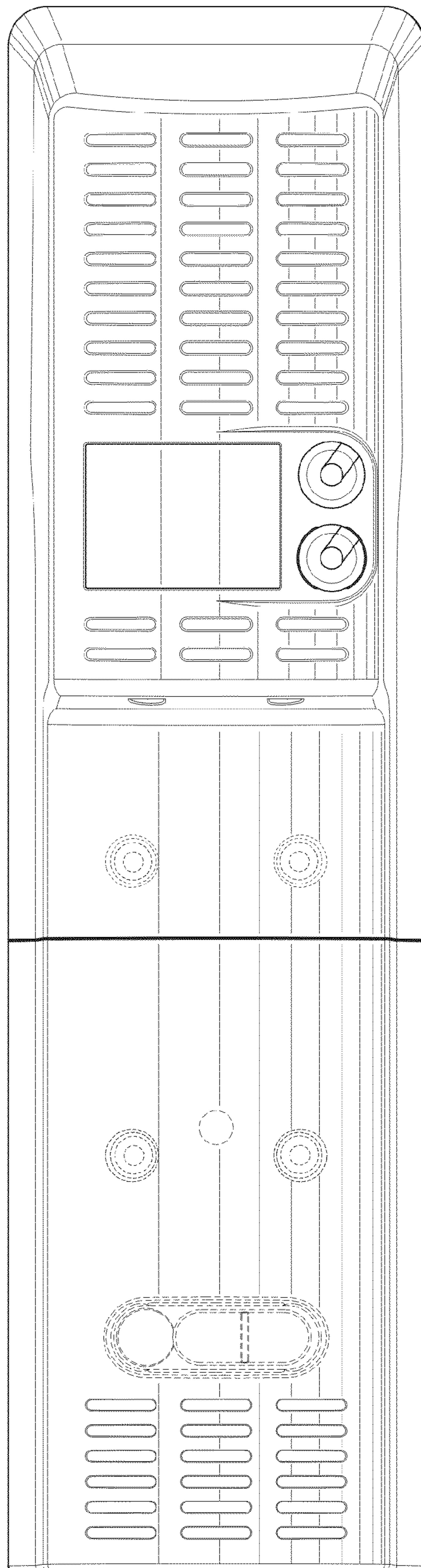


FIG. 5

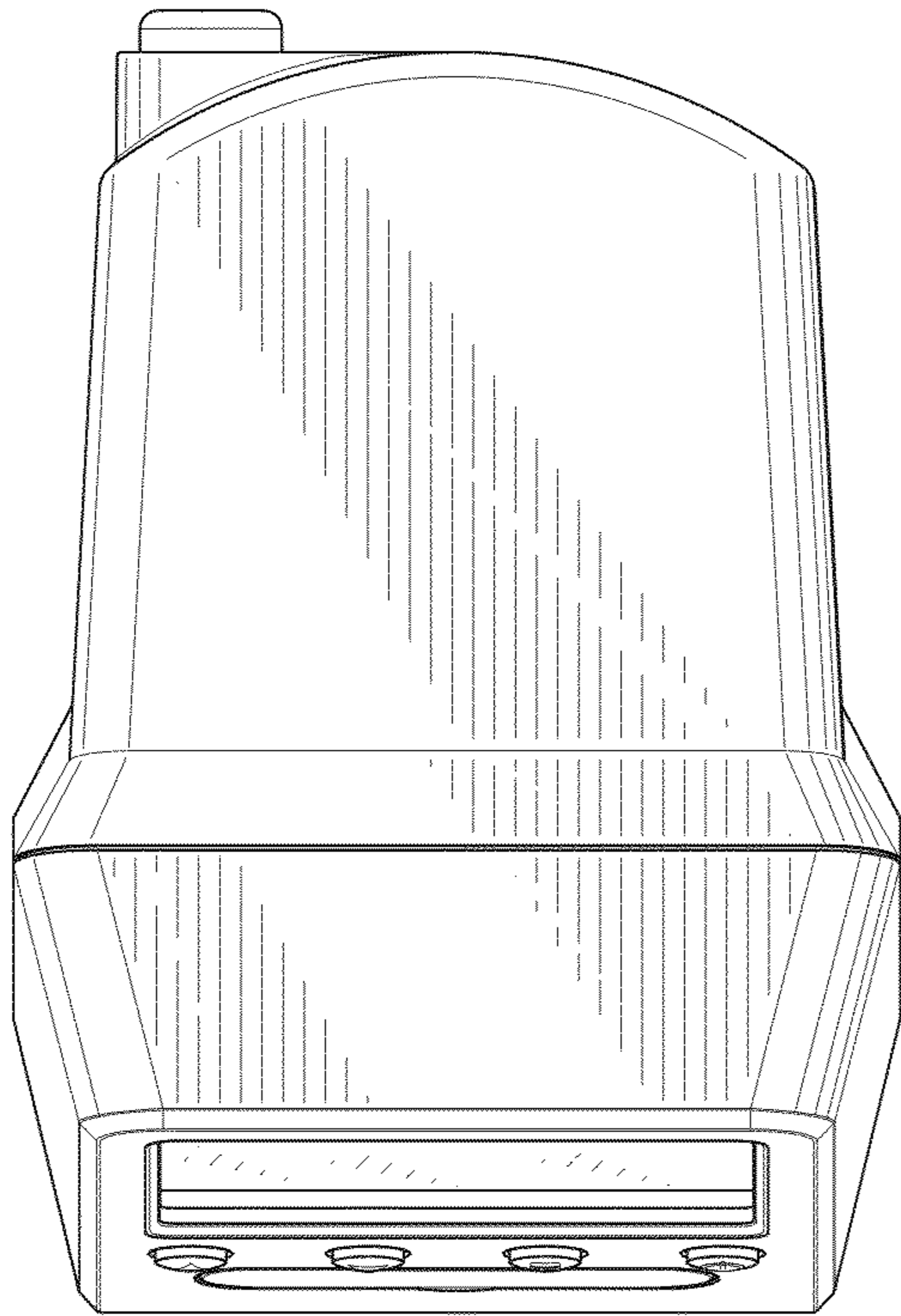


FIG. 6

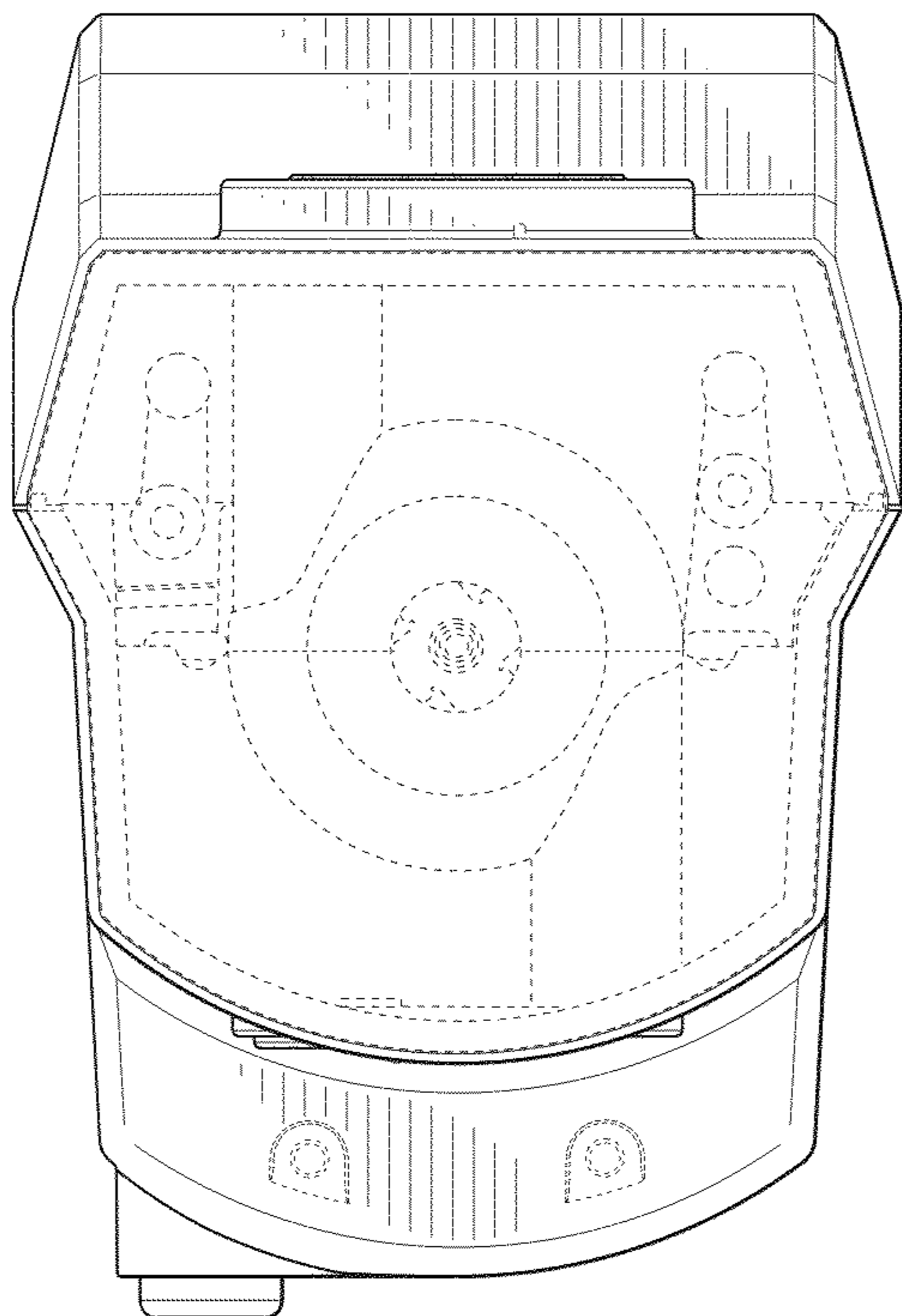


FIG. 7