



US00D693444S

(12) **United States Design Patent**
Occhionero

(10) **Patent No.:** **US D693,444 S**

(45) **Date of Patent:** **** Nov. 12, 2013**

(54) **BOWED BASEPLATE FOR HEAT GENERATING DEVICE**

(75) Inventor: **Mark A. Occhionero**, Milford, MA (US)

(73) Assignee: **CPS technologies Corp**, Norton, MA (US)

(**) Term: **14 Years**

(21) Appl. No.: **29/395,147**

(22) Filed: **Dec. 5, 2011**

(51) **LOC (9) Cl.** **23-03**

(52) **U.S. Cl.**
USPC **D23/314; D23/341**

(58) **Field of Classification Search**
USPC **D24/323, 335, 341, 347; 62/262**
See application file for complete search history.

(56) **References Cited**

U.S. PATENT DOCUMENTS

- 5,663,869 A * 9/1997 Vinciarelli et al. 361/707
- 6,005,747 A * 12/1999 Gilovich 360/98.07
- 6,005,773 A * 12/1999 Rozman et al. 361/707

- 6,549,379 B1 * 4/2003 Kazmierczak et al. 360/264.8
- 2007/0052434 A1 * 3/2007 Liao 324/760
- 2007/0181897 A1 * 8/2007 Liaw 257/99
- 2007/0294889 A1 * 12/2007 Schmitt et al. 29/831

* cited by examiner

Primary Examiner — T. Chase Nelson

Assistant Examiner — Ania Aman

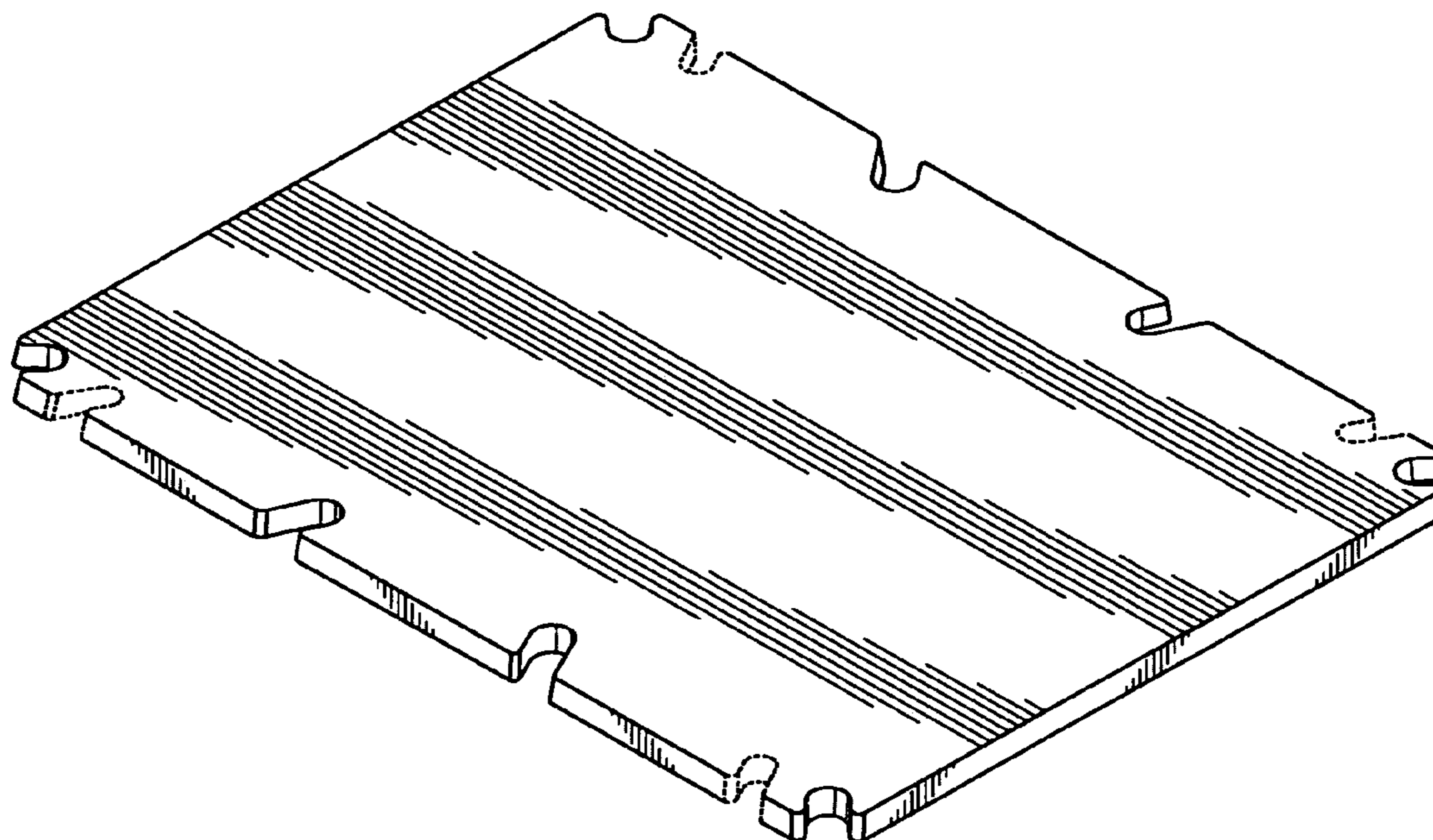
(57) **CLAIM**

The ornamental design for a bowed baseplate for a heat generating device, as shown and described.

DESCRIPTION

FIG. 1 is a top perspective view of the bowed baseplate for a heat generating component, employing our new design; FIG. 2 is a top view of FIG. 1; FIG. 3 is a bottom view of FIG. 1; FIG. 4 is a front end view of FIG. 1; FIG. 5 is a rear end view of FIG. 1; FIG. 6 is a left side view of FIG. 1; FIG. 7 is a right side view of FIG. 1; and, FIG. 8 is a magnified cross-sectional view of FIG. 2. The broken lines showing alternative cutouts are for illustrative purposes only and form no part of the claimed design.

1 Claim, 5 Drawing Sheets



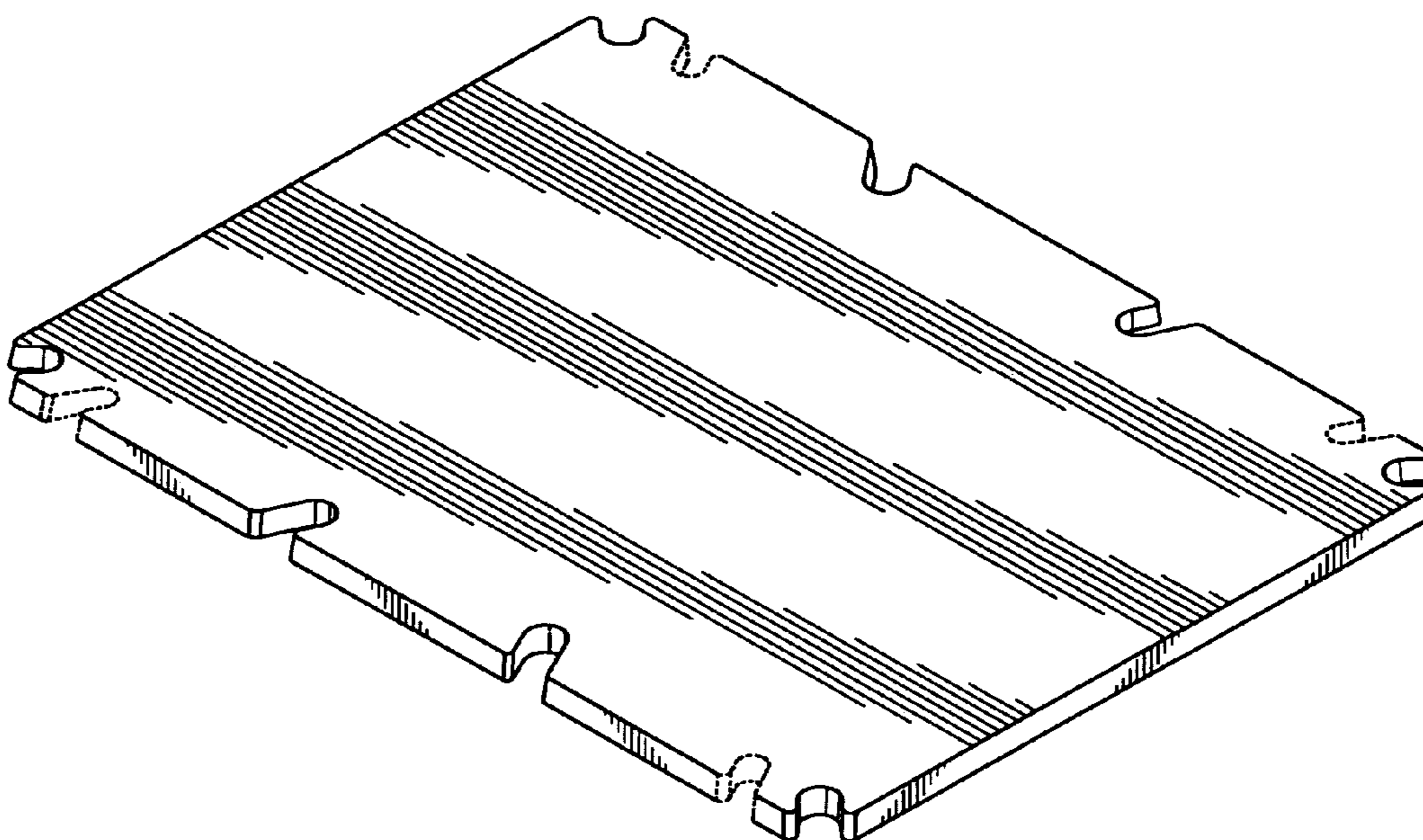


FIG. 1

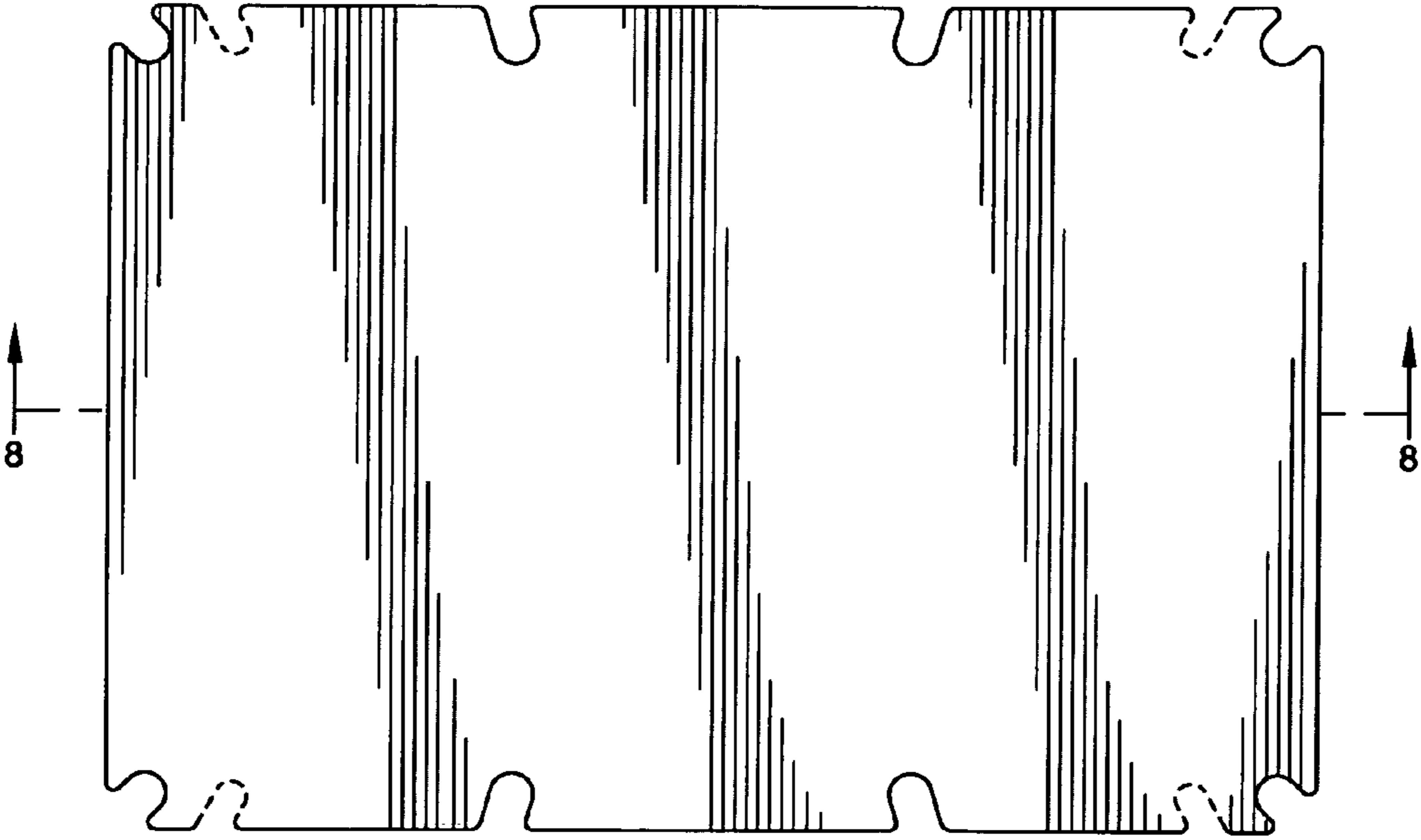


FIG. 2

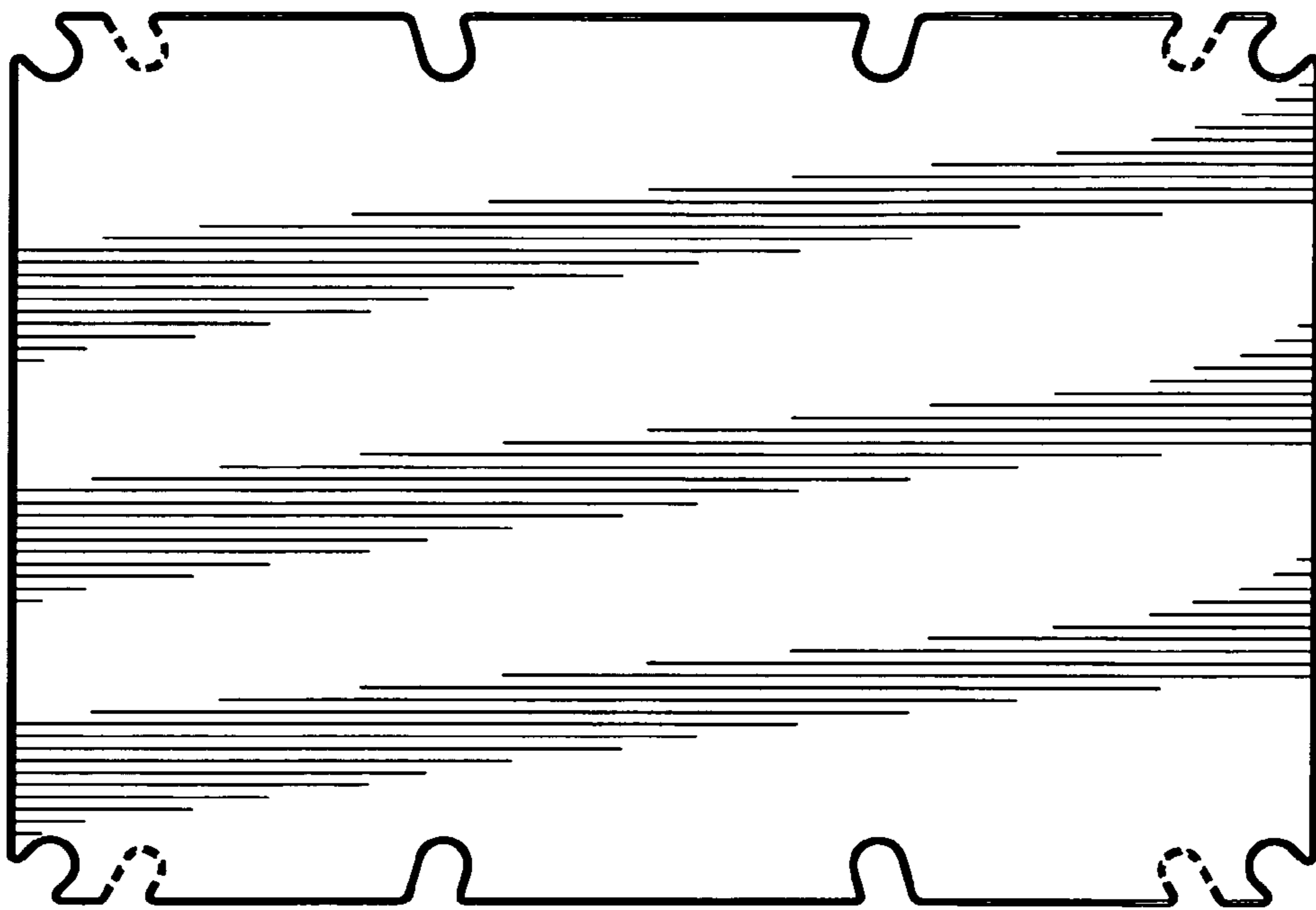


FIG. 3

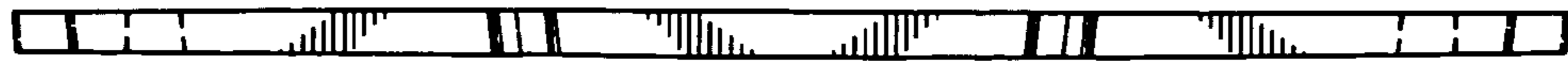


FIG. 4



FIG. 5



FIG. 6



FIG. 7




FIG. 8