

US00D693442S

(12) **United States Design Patent**
Stevens

(10) **Patent No.:** **US D693,442 S**
(45) **Date of Patent:** **** Nov. 12, 2013**

- (54) **WATER DIVERTING VALLEY CAP**
- (76) Inventor: **Kenneth Wayne Stevens**, Buckhead, GA (US)
- (**) Term: **14 Years**
- (21) Appl. No.: **29/430,217**
- (22) Filed: **Aug. 22, 2012**

D448,095	S	*	9/2001	Merideth	D25/199
D555,773	S	*	11/2007	Wallace	D23/267
2003/0159365	A1	*	8/2003	Hutton	52/13
2007/0068092	A1	*	3/2007	Fraser	52/97
2009/0277102	A1	*	11/2009	Bishop et al.	52/58
2011/0083375	A1	*	4/2011	Tenute	52/11

OTHER PUBLICATIONS

http://www.affordablesupplyco.com/VALLEY-DORMER-CAP-1650-_p_803.html (copyright 2011, and featured youtube video on page dated Jan. 16, 2011).*

* cited by examiner

Primary Examiner — Eric Goodman

(74) *Attorney, Agent, or Firm* — Michael J. Bootcheck, LLC

Related U.S. Application Data

- (63) Continuation of application No. 12/792,727, filed on Jun. 2, 2010, now abandoned.
 - (51) **LOC (9) Cl.** **23-01**
 - (52) **U.S. Cl.**
USPC **D23/260**
 - (58) **Field of Classification Search**
USPC D23/260, 267; 52/57, 58, 60, 61, 62, 52/11, 13, 14, 96
- See application file for complete search history.

(57) **CLAIM**

The ornamental design for a water diverting valley cap, as shown and described.

DESCRIPTION

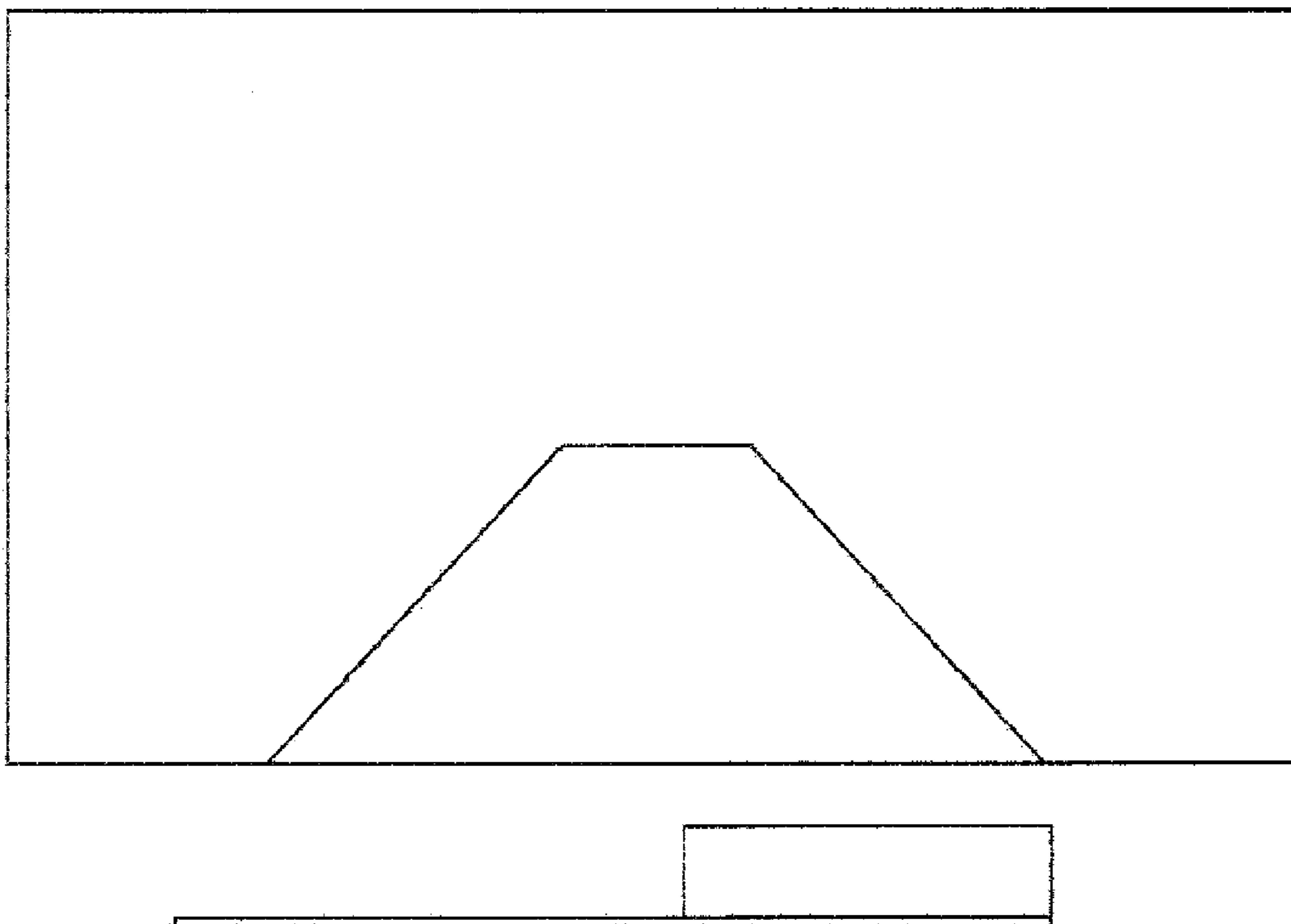
FIG. 1 is a top view of the water diverting valley cap; FIG. 2 is a bottom view thereof; FIG. 3 is a left side view thereof; FIG. 4 is a right side view thereof; FIG. 5 is a front view thereof; and, FIG. 6 is a rear view thereof.

1 Claim, 2 Drawing Sheets

(56) **References Cited**

U.S. PATENT DOCUMENTS

618,074	A	*	1/1899	Dyer	52/58
853,897	A	*	5/1907	Porter	52/24
D221,941	S	*	9/1971	Murphy	D25/199
4,391,068	A	*	7/1983	Kosar	52/97
6,256,933	B1	*	7/2001	Kuhns	52/13



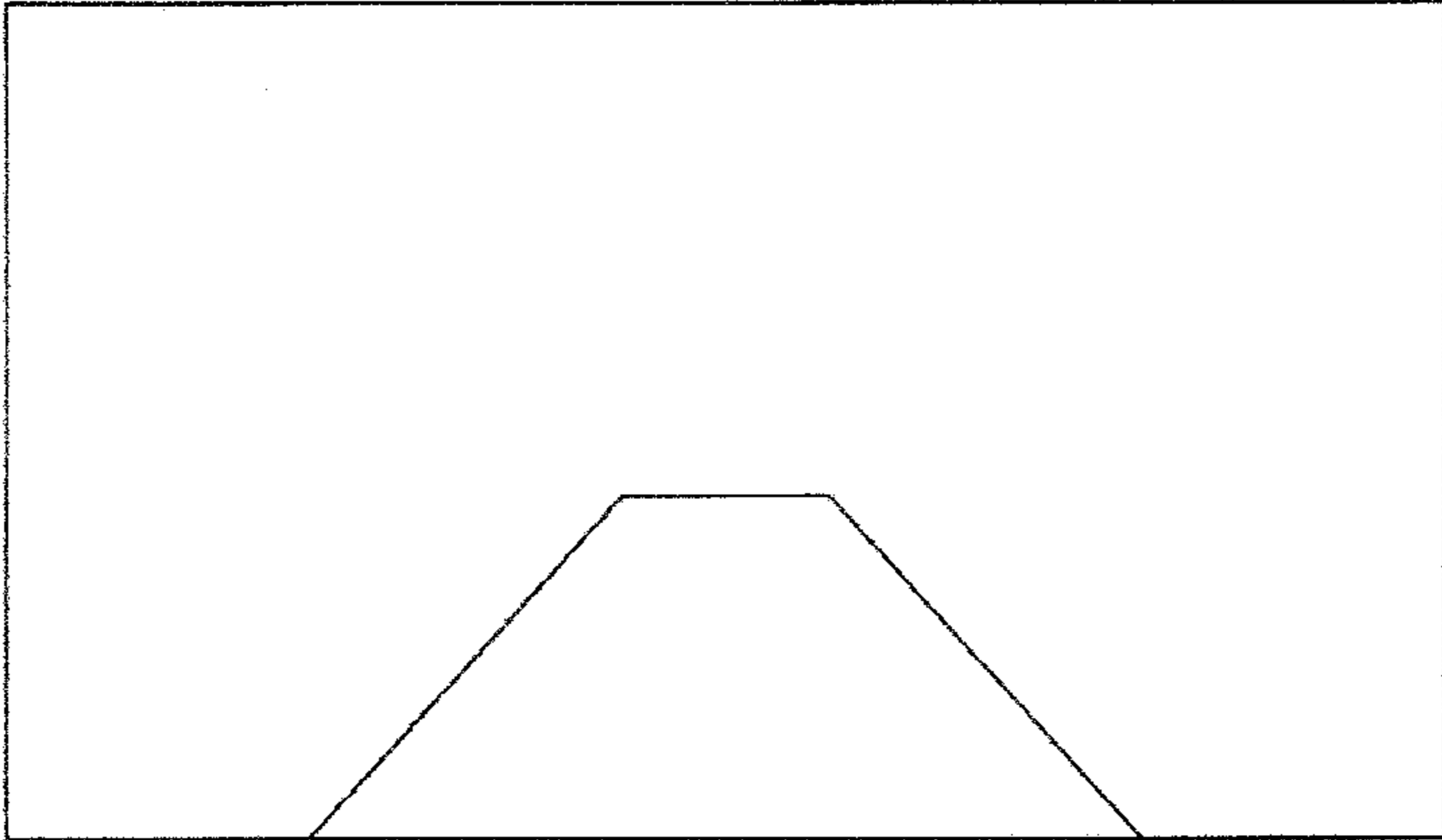


FIG. 2

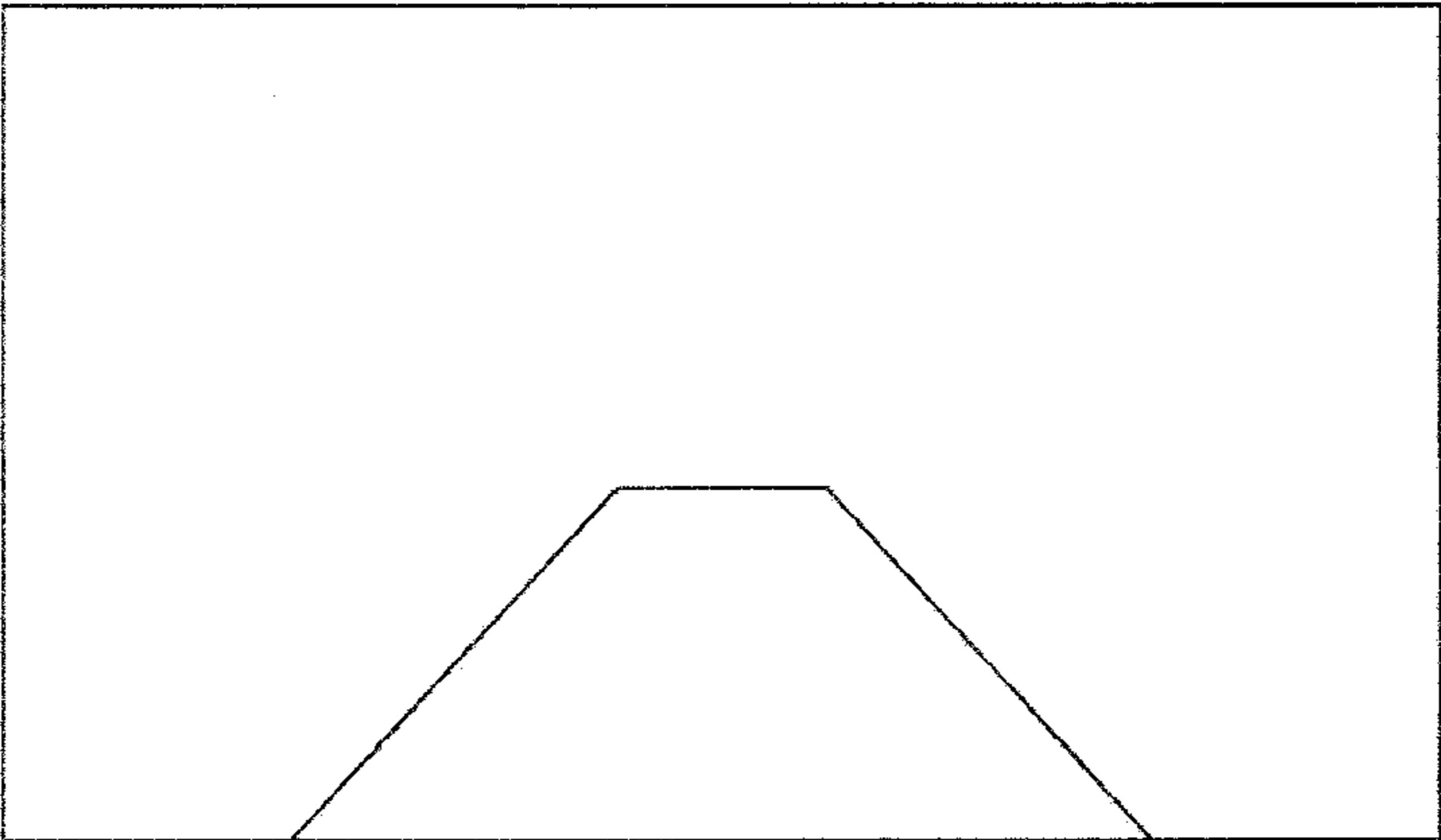


FIG. 1



FIG. 6




FIG. 5



FIG. 4



FIG. 3