



US00D693432S

(12) **United States Design Patent**
Starck

(10) **Patent No.:** **US D693,432 S**

(45) **Date of Patent:** **** Nov. 12, 2013**

(54) **FAUCET SPOUT**

(75) Inventor: **Philippe Starck**, Paris (FR)

(73) Assignee: **Hansgrohe SE**, Schiltach (DE)

(**) Term: **14 Years**

(21) Appl. No.: **29/431,589**

(22) Filed: **Sep. 10, 2012**

(30) **Foreign Application Priority Data**

Mar. 16, 2012 (EM) 001318273-0001

(51) **LOC (9) Cl.** **23-01**

(52) **U.S. Cl.**
USPC **D23/238**

(58) **Field of Classification Search**
USPC D23/238–243, 249–250, 255, 257;
4/675–678; 138/801

See application file for complete search history.

(56) **References Cited**

U.S. PATENT DOCUMENTS

D227,761 S	*	7/1973	Arbon	D23/238
D526,699 S	*	8/2006	Kulig	D23/238
D530,787 S	*	10/2006	Yoshioka et al.	D23/238
D583,022 S	*	12/2008	Soulier	D23/255
D646,758 S	*	10/2011	Gessi	D23/238

FOREIGN PATENT DOCUMENTS

CN	301949093	6/2012
CN	301999577	7/2012

OTHER PUBLICATIONS

Brochure—Kangba Sanitary Wares, 4 pgs., Kang Ba Clean Set Ltd of China, Zhejiang, China (at least as early as May 26, 2006).

Brochure—Oasa, 3 pgs., Meijie Plumbing Co., Ltd., Guangdong, China (at least as early as May 26, 2008).

Brochure—Moka 2003 of Product Collection Introduction, 9 pgs., Wenzhou Moka Sanitary Wares Co., Ltd., Zhejiang, China (at least as early as Aug. 27, 2003).

Brochure—Moka 2003 of Product Collection Introduction, 3 pgs., Wenzhou Moka Sanitary Wares Co., Ltd. Zhejiang, China (at least as early as Aug. 27, 2003).

* cited by examiner

Primary Examiner — Robert Delehanty

(74) *Attorney, Agent, or Firm* — Nirav D. Parikh

(57) **CLAIM**

The ornamental design for a faucet spout, as shown and described.

DESCRIPTION

FIG. 1 is a perspective view of a faucet spout showing my design;

FIG. 2 is a front elevational view thereof;

FIG. 3 is a rear elevational view thereof;

FIG. 4 is a left side elevational view thereof;

FIG. 5 is a right side elevational view thereof;

FIG. 6 is a top plan view thereof; and,

FIG. 7 is a bottom plan view thereof.

The broken-line disclosure in the views represents portions of the article in which the claimed design is embodied, but which form no part of the claimed design.

1 Claim, 7 Drawing Sheets

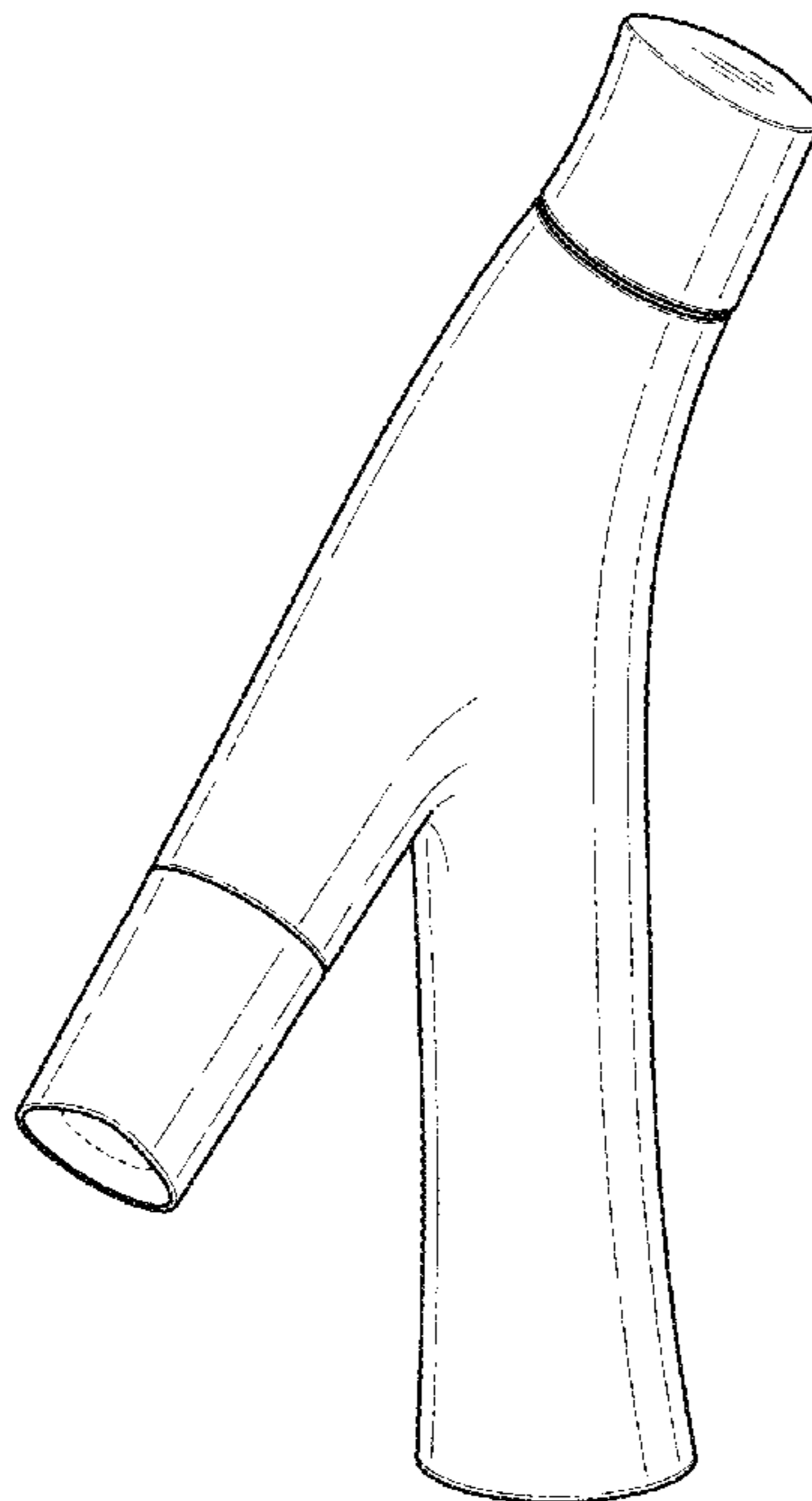


FIG. 1

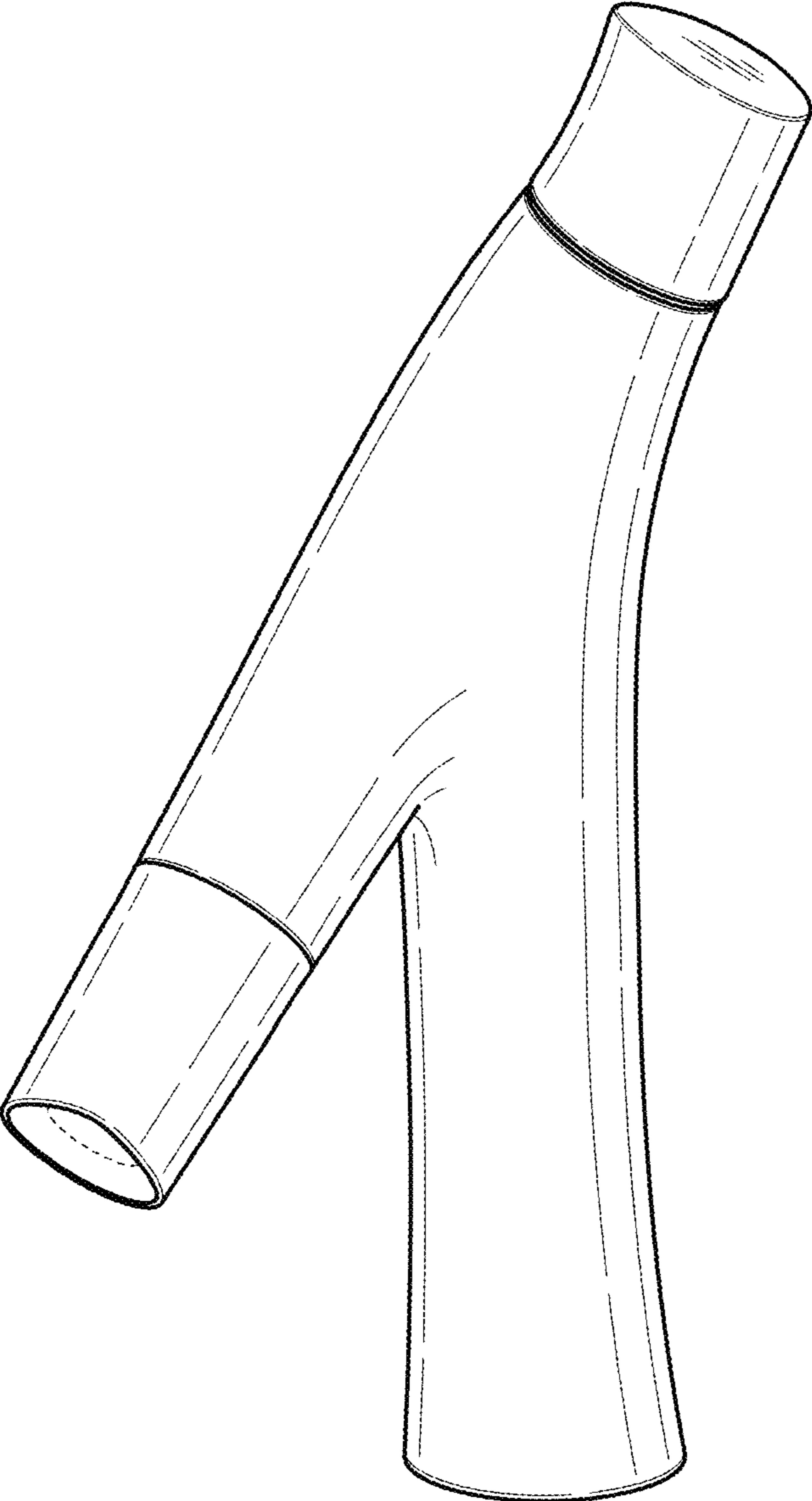


FIG. 2

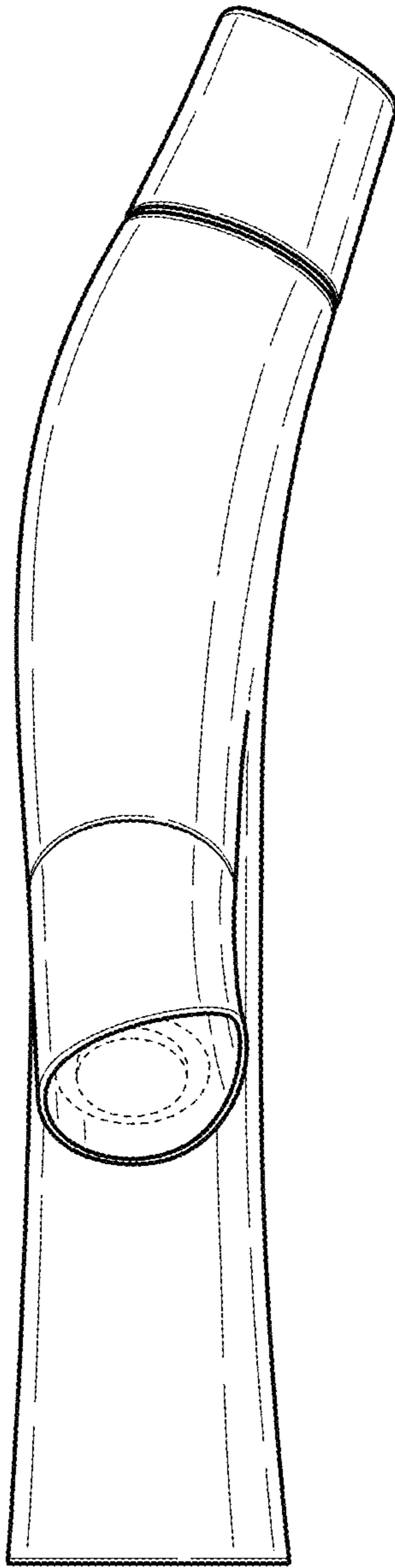


FIG. 3

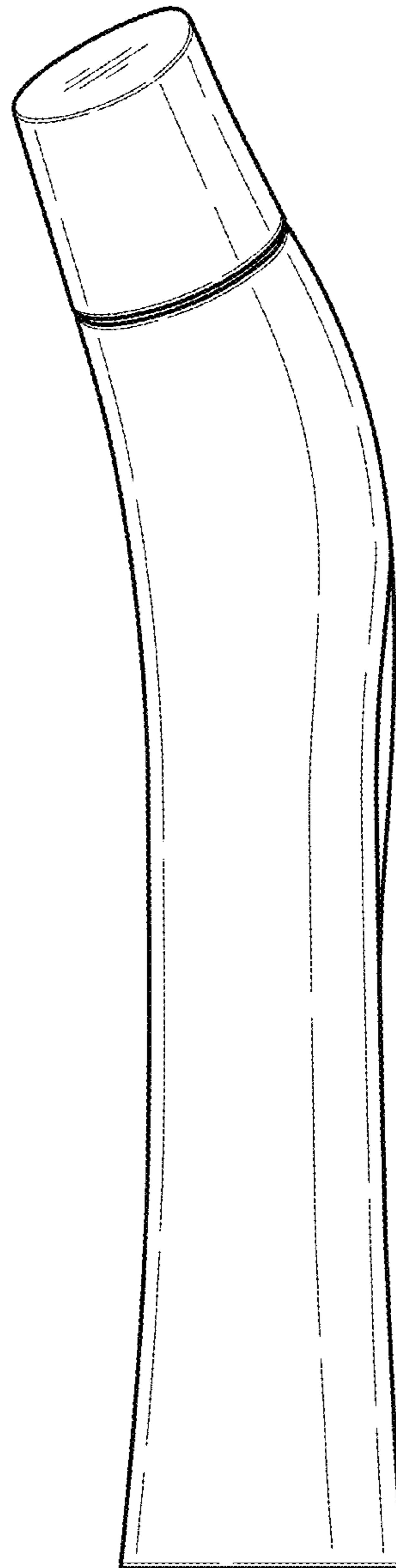


FIG. 4

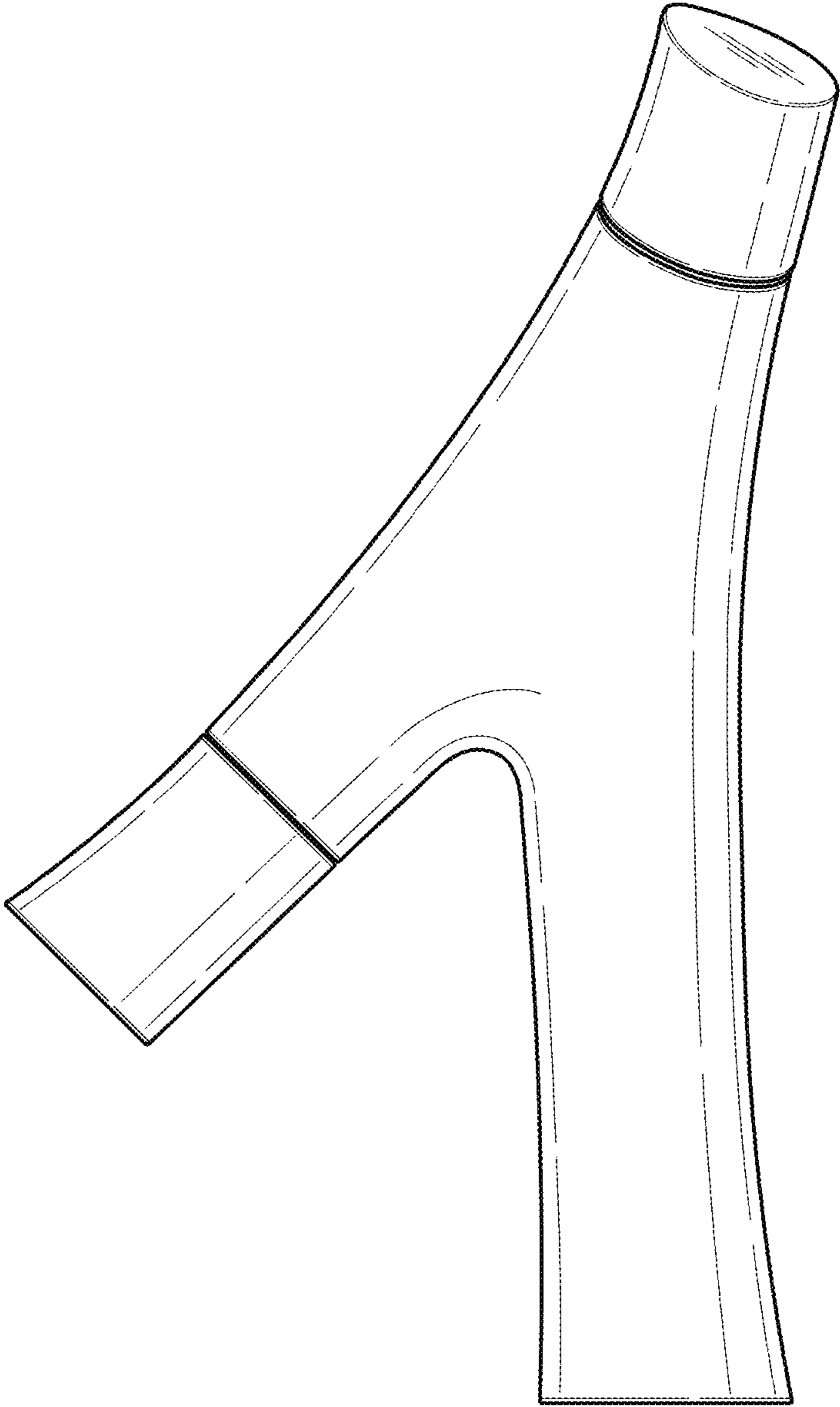


FIG. 5

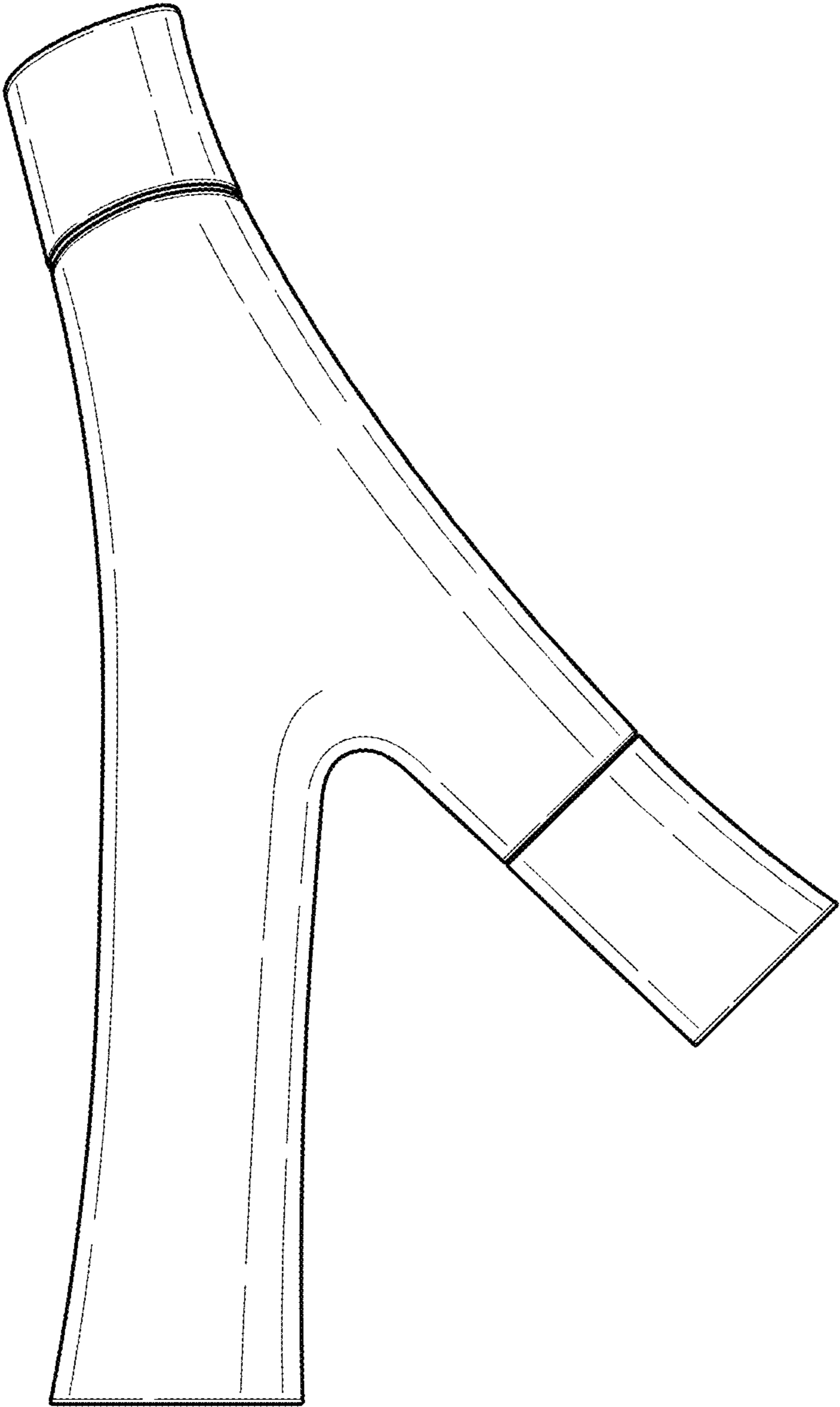


FIG. 6

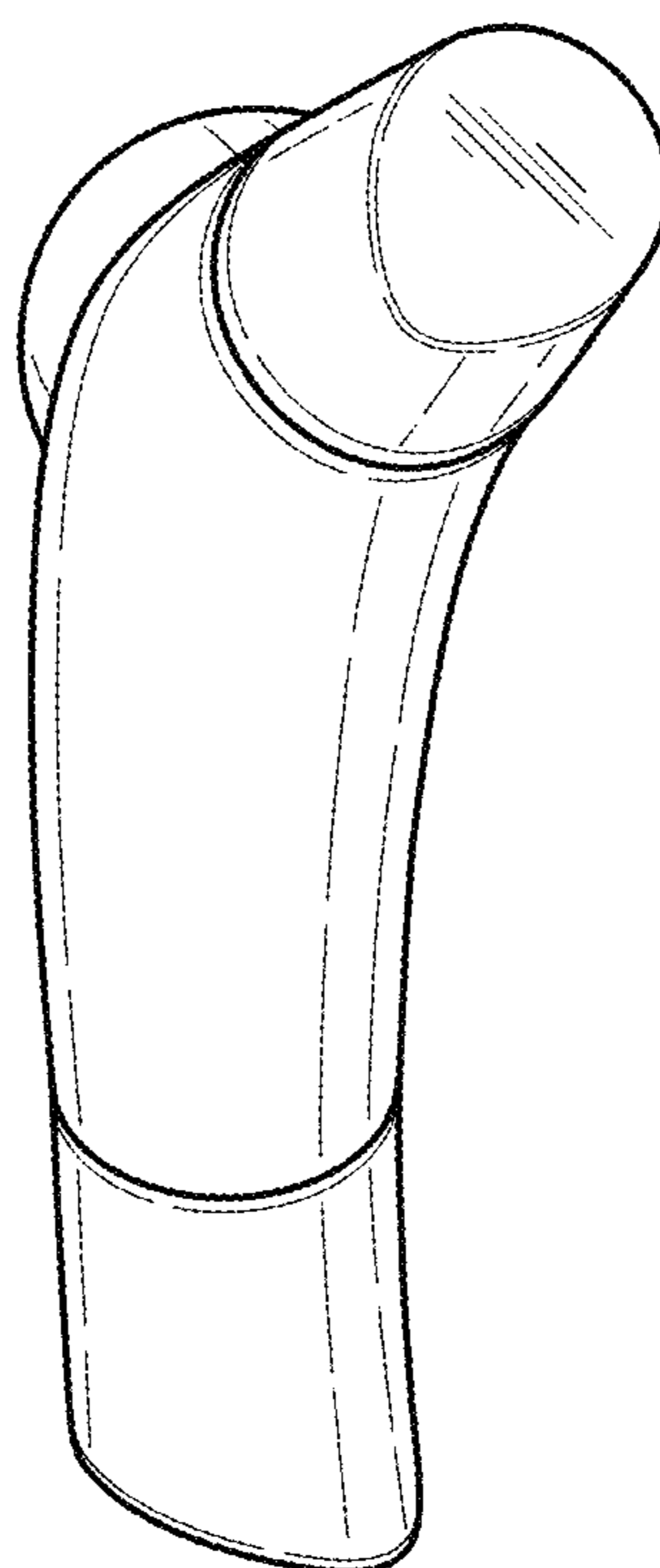


FIG. 7

