

US00D693417S

(12) **United States Design Patent**
Kim

(10) **Patent No.:** **US D693,417 S**

(45) **Date of Patent:** **** Nov. 12, 2013**

(54) **GOLF BALL**

(75) Inventor: **Hyoungchol Kim**, Kobe (JP)

(73) Assignee: **SRI Sports, Ltd.**, Kobe (JP)

(**) Term: **14 Years**

(21) Appl. No.: **29/419,303**

(22) Filed: **Apr. 26, 2012**

(30) **Foreign Application Priority Data**

Nov. 10, 2011 (JP) D2011-025948

(51) **LOC (9) Cl.** **21-02**

(52) **U.S. Cl.**
USPC **D21/708**

(58) **Field of Classification Search**
USPC D21/707-714; 473/351-385
See application file for complete search history.

(56) **References Cited**

U.S. PATENT DOCUMENTS

D43,673 S *	3/1913	Johnston	D21/709
D50,512 S *	3/1917	Johnston	D21/708
D79,224 S *	8/1929	Binnie	D21/708
5,965,235 A *	10/1999	McGuire et al.	428/156
D472,948 S *	4/2003	McGuire et al.	D21/708
6,634,965 B2 *	10/2003	Yagley et al.	473/378
6,969,327 B2 *	11/2005	Aoyama et al.	473/383
6,991,564 B2 *	1/2006	Sajima	473/383
7,018,308 B2 *	3/2006	Kasashima	473/383
7,108,615 B2 *	9/2006	Kasashima et al.	473/378
7,390,272 B2 *	6/2008	Kasashima et al.	473/383
7,867,109 B2 *	1/2011	Sullivan et al.	473/383
D653,717 S *	2/2012	Sato	D21/708

8,301,418 B2 *	10/2012	Kim	703/1
2005/0137032 A1	6/2005	Aoyama et al.		
2010/0088071 A1	4/2010	Kim		
2010/0234141 A1	9/2010	Kim et al.		

FOREIGN PATENT DOCUMENTS

JP	2005-177507 A	7/2005
JP	D1229333 *	1/2006
JP	D1229334 *	1/2006
JP	D1242309 *	5/2006
JP	D1242666 *	5/2006
JP	D1245049 *	6/2006
JP	D1245270 *	6/2006
JP	2010-88640 A	4/2010
JP	2010-213741 A	9/2010
JP	2011-161126 A	8/2011
JP	2011-183198 A	9/2011

* cited by examiner

Primary Examiner — Catherine Tuttle

(74) *Attorney, Agent, or Firm* — Birch, Stewart, Kolasch & Birch, LLP

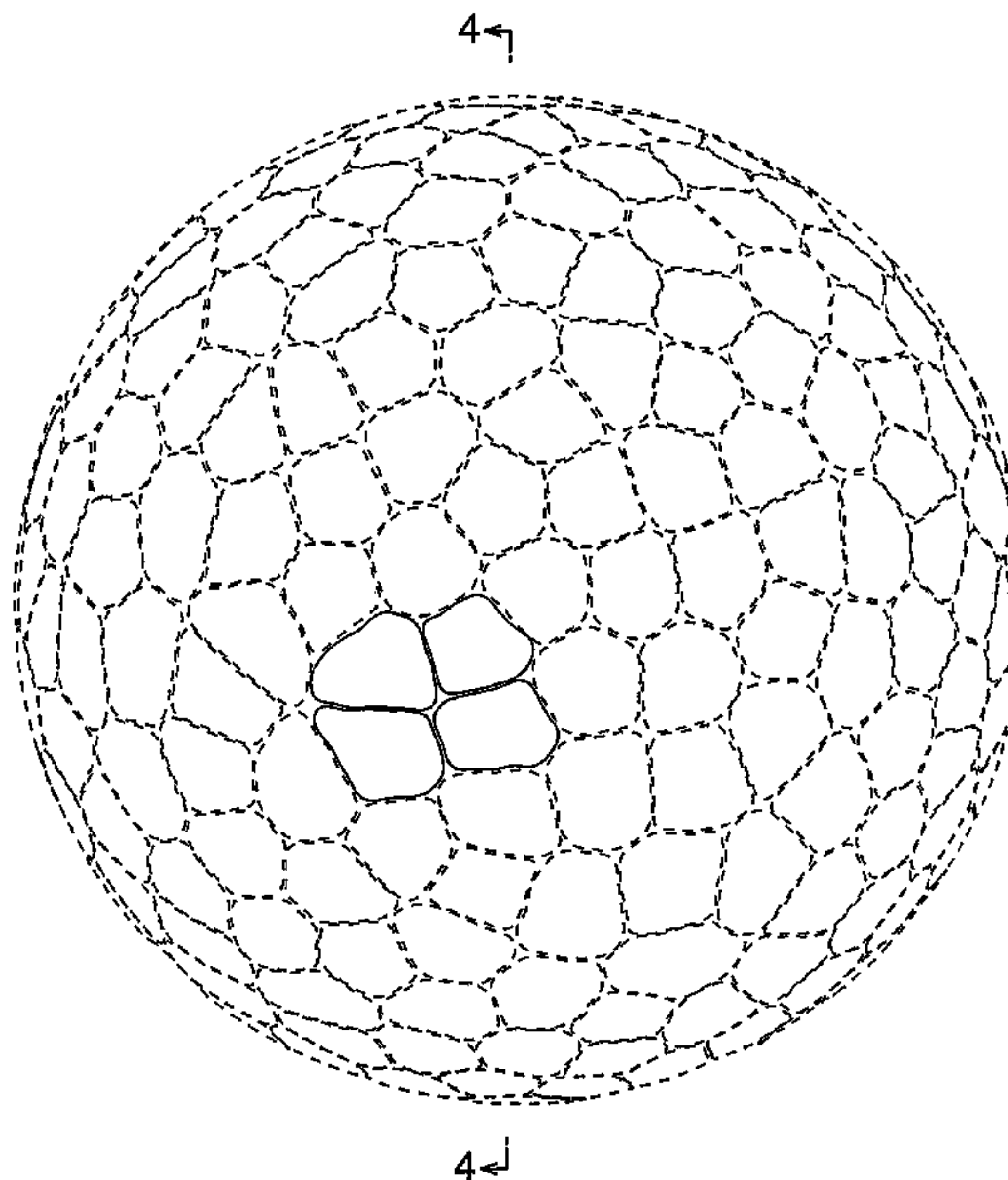
(57) **CLAIM**

The ornamental design for a golf ball, as shown and described.

DESCRIPTION

FIG. 1 is a front view of a golf ball;
FIG. 2 is a left side view thereof;
FIG. 3 is a bottom view thereof; and,
FIG. 4 is a view showing the profile of the golf ball along line 4-4 of FIG. 1.
The portion shown by broken lines is for illustrative purposes only and forms no part of the claimed design.

1 Claim, 4 Drawing Sheets



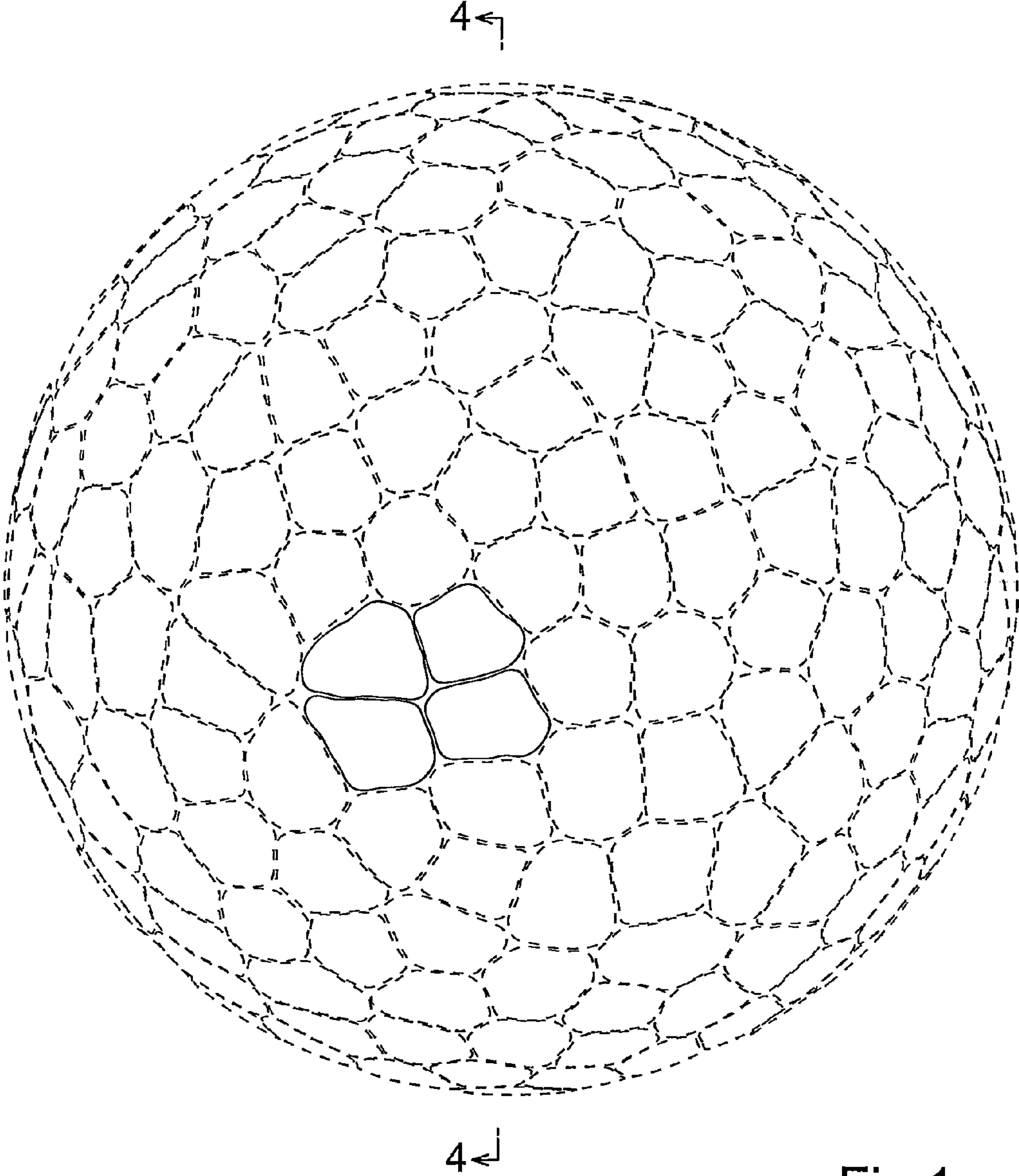


Fig.1

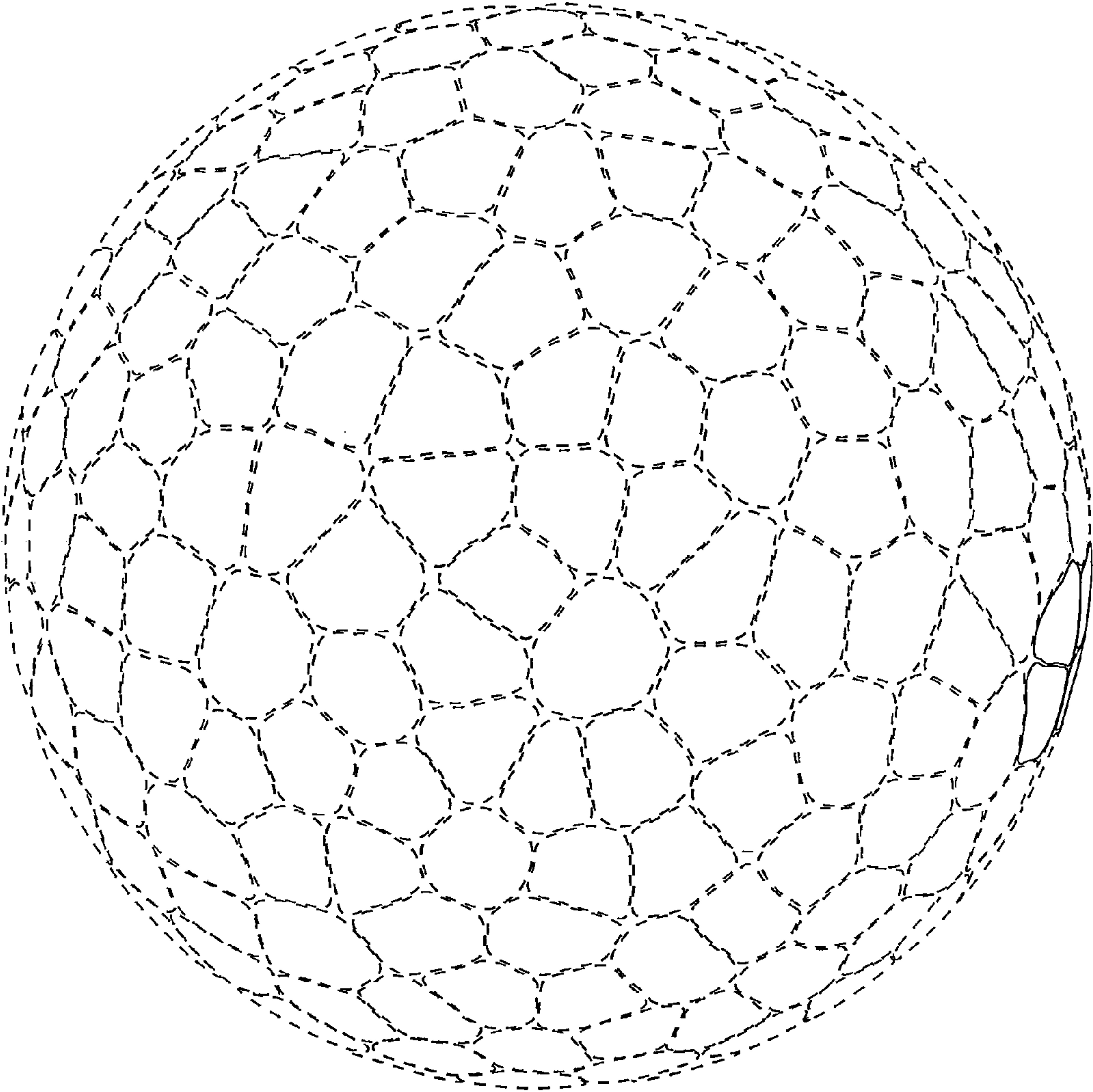


Fig.2

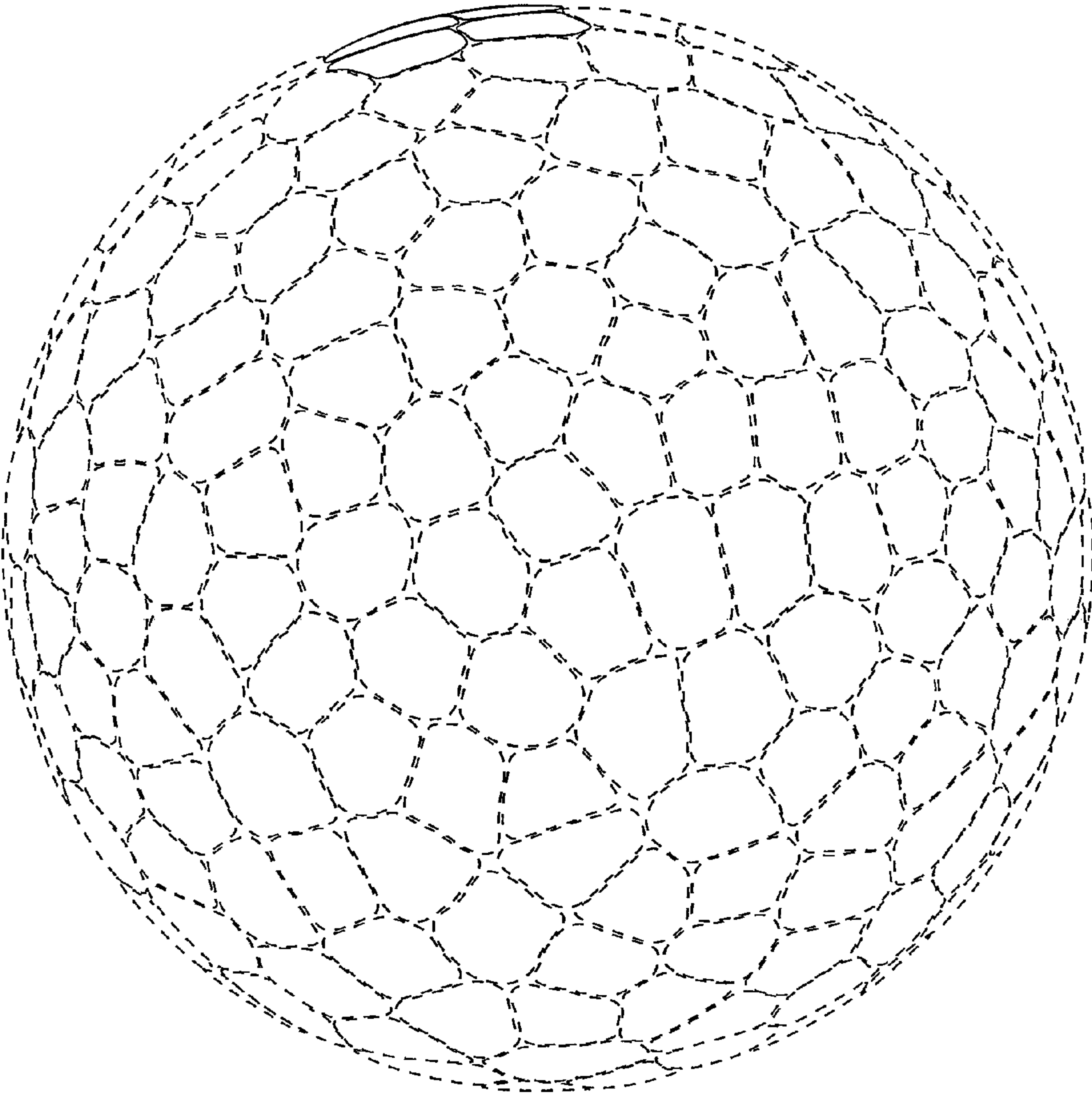


Fig.3




Fig.4