



US00D693411S

(12) **United States Design Patent**
Rivard et al.

(10) **Patent No.:** **US D693,411 S**

(45) **Date of Patent:** **** Nov. 12, 2013**

(54) **FOOT BOARD**

(75) Inventors: **Stéphane Rivard**, Montréal (CA); **Luc Levasseur**, Montréal (CA)

(73) Assignee: **Stelulu Technology Inc.**, Montréal, Québec (CA)

(**) Term: **14 Years**

(21) Appl. No.: **29/417,164**

(22) Filed: **Mar. 30, 2012**

(51) **LOC (9) Cl.** **21-01**

(52) **U.S. Cl.**
USPC **D21/333**; D14/419

(58) **Field of Classification Search**
USPC D21/324–333; D14/341–347, 432, 433, D14/435, 217, 256, 400, 419; D13/133, D13/146, 147, 184, 189; 273/148 B; 463/1, 463/29–35, 46, 49; 439/180, 188, 476.1, 439/892, 894, 907, 908
See application file for complete search history.

(56) **References Cited**

U.S. PATENT DOCUMENTS

D463,505 S * 9/2002 Furusato D21/333
6,722,984 B1 * 4/2004 Sweeney et al. 341/176
6,760,013 B2 * 7/2004 Willner et al. 345/169
6,833,131 B1 * 12/2004 Smith 424/130.1

D517,589 S * 3/2006 Muto et al. D16/237
D549,227 S * 8/2007 Li et al. D14/402
D557,347 S * 12/2007 Nishimoto D21/333
D585,945 S * 2/2009 Yamashita D21/332
D588,639 S * 3/2009 Guinchard et al. D19/36
D648,323 S * 11/2011 Medas D14/217
D651,258 S * 12/2011 Rivard et al. D21/333

* cited by examiner

Primary Examiner — Prabhakar Deshmukh

(74) *Attorney, Agent, or Firm* — Fasken Martineau DuMoulin LLP; Laurence Loumes

(57) **CLAIM**

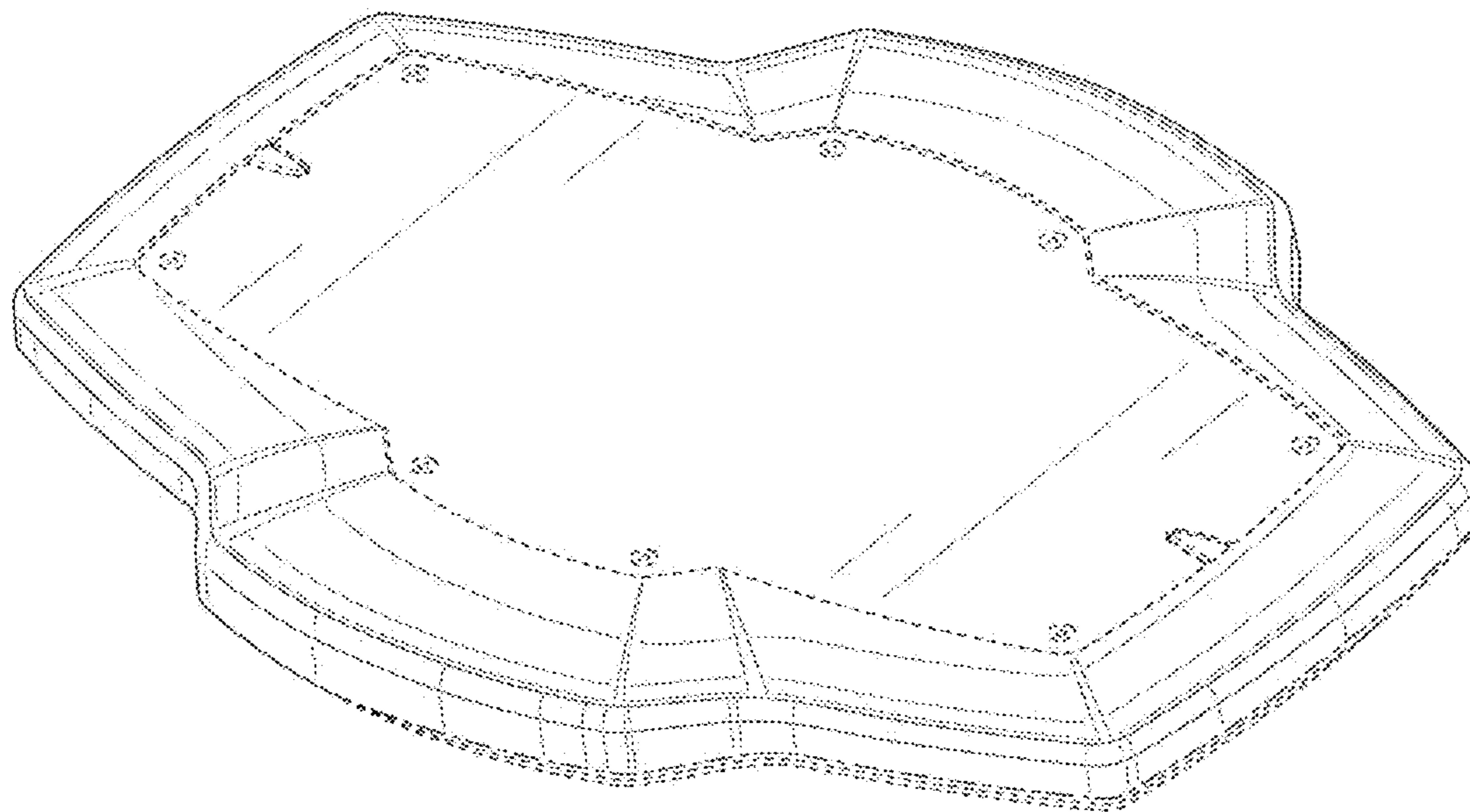
The ornamental design for a foot board, as shown and described.

DESCRIPTION

FIG. 1 is a perspective view taken from a top, front, right side of a foot board, according to our new design; FIG. 2 is a top plan view thereof; FIG. 3 is a right side elevation view thereof; FIG. 4 is a left side elevation view thereof; FIG. 5 is a rear elevation view thereof; FIG. 6 is a front elevation view thereof; and, FIG. 7 is a bottom plan view thereof.

Throughout the figures, the dashed broken lines show unclaimed structure of the foot board, and form no part of the claimed design. The dash-dot broken lines represent the boundary between claimed and unclaimed areas and form no part of the claimed design.

1 Claim, 5 Drawing Sheets



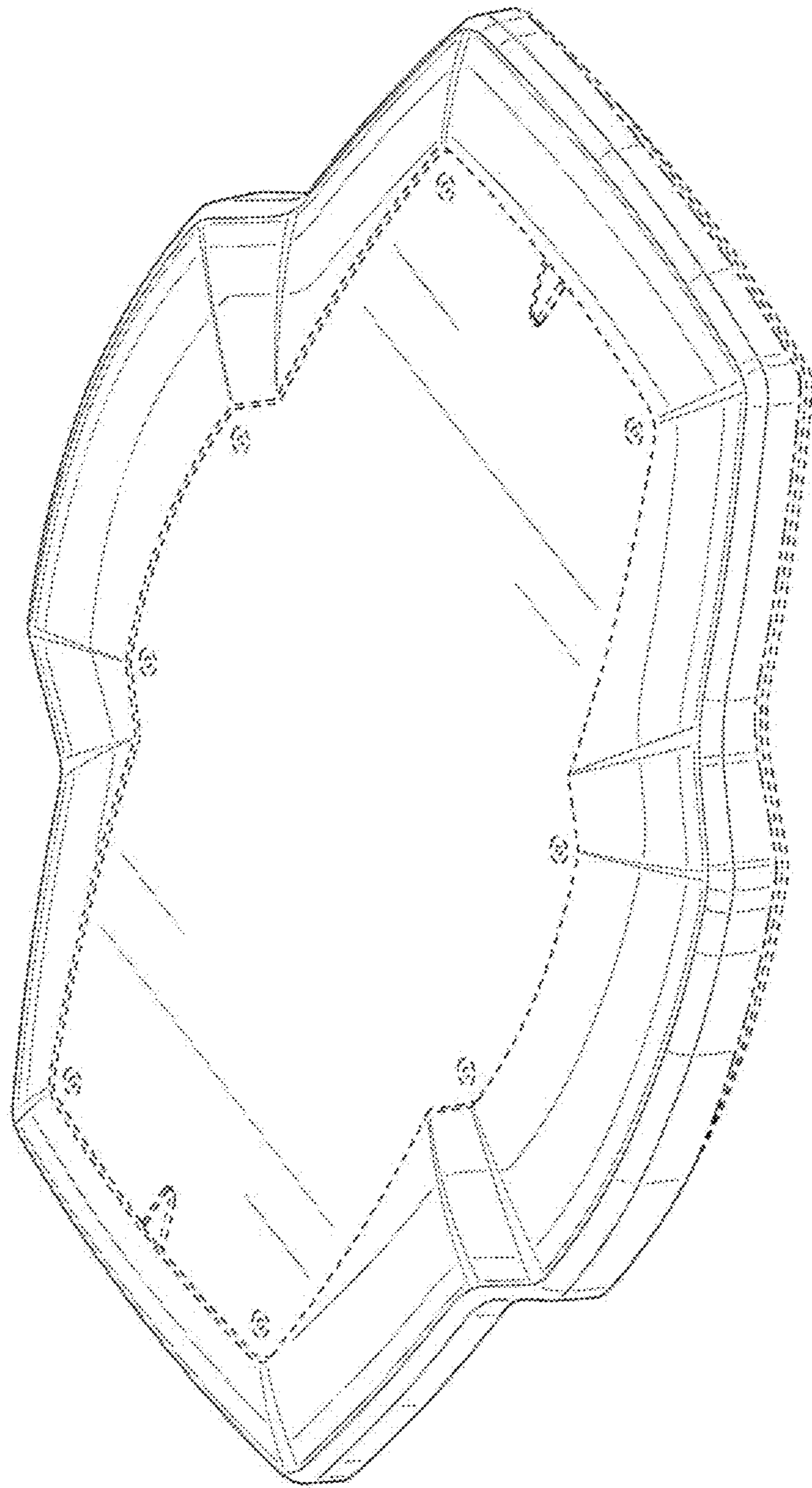


FIG. 1

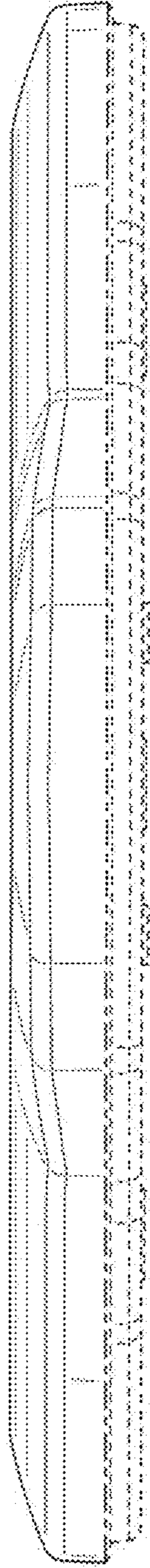


FIG. 2

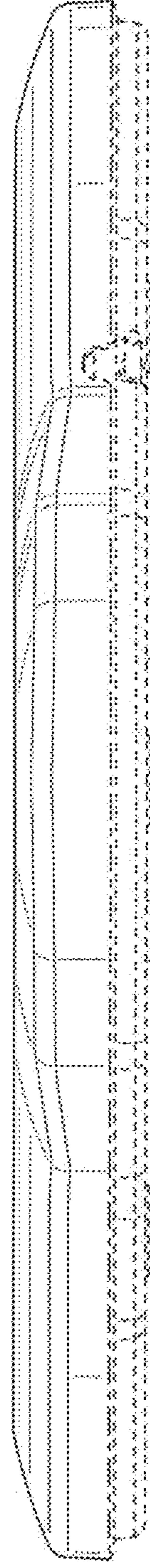


FIG. 3




FIG. 4




FIG. 5

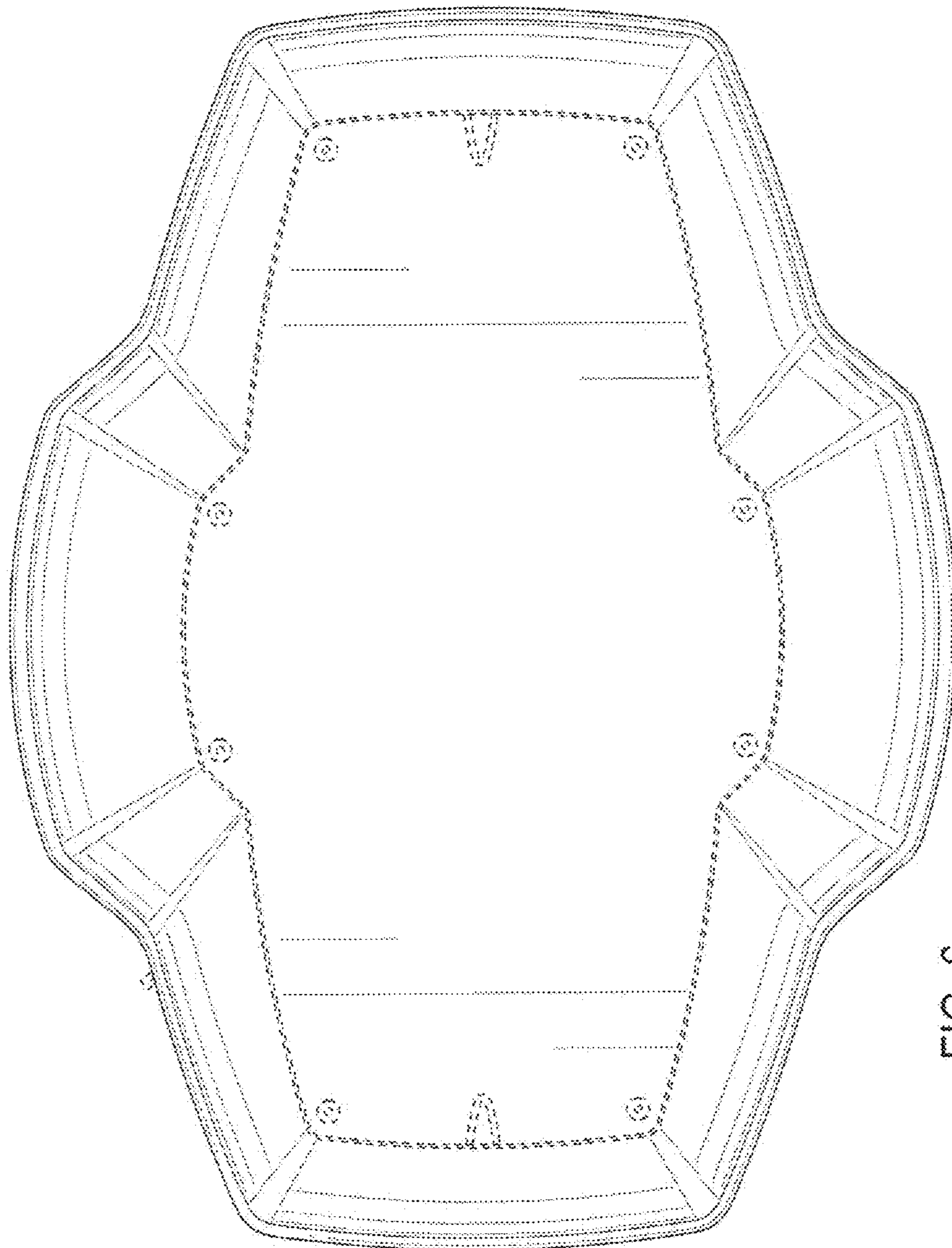


FIG. 6

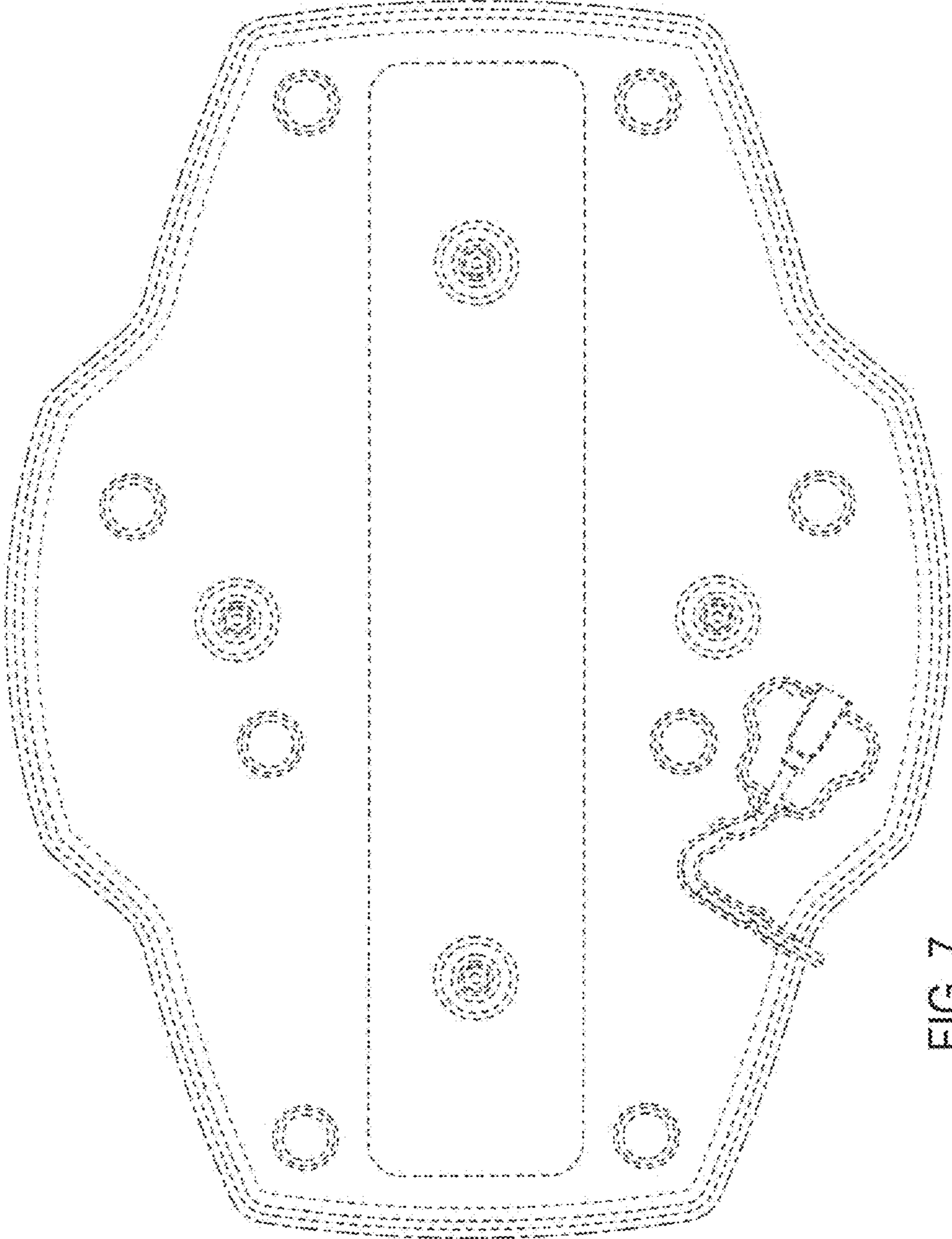


FIG. 7