

US00D693407S

(12) **United States Design Patent**
d'Amore et al.

(10) **Patent No.:** **US D693,407 S**

(45) **Date of Patent:** **** Nov. 12, 2013**

(54) **DISPENSER**

(75) Inventors: **Massimo F. d'Amore**, Larchmont, NY (US); **Mikel Durham**, Purchase, NY (US); **Christine J. Sisler**, Shrub Oak, NY (US); **Stephen Lim**, Chappaqua, NY (US); **Timothy Read**, Chicago, IL (US); **Christopher Streng**, Chicago, IL (US); **Daniel A. Streng**, Chicago, IL (US); **Brett Wieland**, Chicago, IL (US)

D310,612 S	9/1990	Desrosiers	
D323,875 S	2/1992	Kang et al.	
D356,342 S	3/1995	Reese et al.	
D358,427 S *	5/1995	Gobindram	D20/1
D359,649 S	6/1995	Salkeld et al.	
D360,801 S	8/1995	Shub	
D366,179 S	1/1996	Hauser et al.	
D366,803 S	2/1996	Hauser et al.	
D367,797 S	3/1996	Hauser, II et al.	
5,507,329 A *	4/1996	Shub	141/351
D385,457 S	10/1997	Sellers	
D387,809 S	12/1997	Reese et al.	

(Continued)

(73) Assignee: **PepsiCo, Inc.**, Purchase, NY (US)

(**) Term: **14 Years**

(21) Appl. No.: **29/411,035**

(22) Filed: **Jan. 16, 2012**

(51) **LOC (9) Cl.** **20-01**

(52) **U.S. Cl.**
USPC **D20/8**

(58) **Field of Classification Search**
USPC D20/1-9; 221/2, 6, 12, 123, 124, 149, 221/150 R, 155, 156, 159, 187, 190, 215, 221/251, 311; D6/515; D7/300, 305-312; D14/126; D15/79, 81, 89; D99/28; 197/139; 222/129, 135, 144.5, 185.1; 312/36

See application file for complete search history.

(56) **References Cited**

U.S. PATENT DOCUMENTS

D151,064 S	9/1948	Moore
D151,386 S	10/1948	Nissen
D151,952 S	12/1948	Babcock
D182,277 S	3/1958	Giepen
D202,688 S	11/1965	Cornelius et al.
D235,816 S	7/1975	Hall
D255,852 S	7/1980	Fogarty
D256,124 S	7/1980	Adamson et al.
D259,790 S	7/1981	Hentschel
D289,098 S	3/1987	Nishida

OTHER PUBLICATIONS

www.prweb.com, Kiosk Pro Now Offers Remote iPad Kiosk Management Software, Dual-Screen iPad Kiosk with Thermal Printer Module, Oct. 24, 2012.

(Continued)

Primary Examiner — Mary Ann Calabrese

(74) *Attorney, Agent, or Firm* — Banner & Witcoff, Ltd.

(57) **CLAIM**

The ornamental design for a dispenser, as shown and described.

DESCRIPTION

FIG. 1 is a top, front, right perspective view of a dispenser showing our new design;

FIG. 2 is a front view thereof;

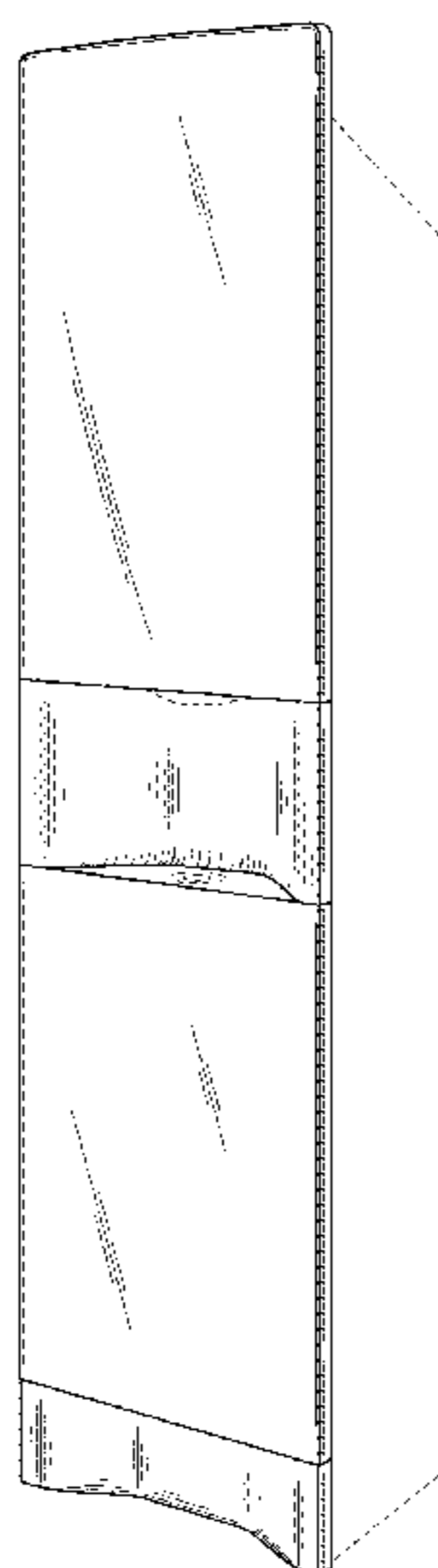
FIG. 3 is a left side view thereof, wherein the right side is a mirror image of FIG. 3;

FIG. 4 is a top view thereof; and,

FIG. 5 is an enlarged and partial bottom, front perspective view thereof.

The broken lines showing the remainder of the dispenser are for environmental purposes only and form no part of the claimed design. The wavy broken lines in FIG. 5 are imaginary break lines and form no part of the claimed design.

1 Claim, 4 Drawing Sheets



(56)

References Cited

U.S. PATENT DOCUMENTS

D398,183 S 9/1998 De Felip
 D404,242 S 1/1999 Schroeder
 D408,207 S 4/1999 Bourke
 D418,001 S 12/1999 van der Veen
 D421,629 S 3/2000 Sakata
 D424,361 S 5/2000 Kuboyama
 D431,145 S 9/2000 Woebcke et al.
 D440,255 S 4/2001 Dickson
 D444,986 S 7/2001 Smith et al.
 D453,088 S 1/2002 Bell et al.
 D454,465 S 3/2002 McKittrick et al.
 D456,663 S 5/2002 Chew
 D473,745 S 4/2003 Mulle et al.
 D474,366 S 5/2003 Hodges et al.
 D477,175 S 7/2003 Smith
 D482,227 S 11/2003 Walton
 D486,346 S 2/2004 Jönsson
 D498,637 S 11/2004 Heilstedt et al.
 D499,145 S 11/2004 Yao
 D500,625 S 1/2005 Hellenberg et al.
 D505,822 S 6/2005 De Gooijer
 D514,864 S 2/2006 Birdsell et al.
 D514,867 S 2/2006 Steiner
 D526,523 S 8/2006 Steiner et al.
 D527,567 S 9/2006 Nakato et al.
 D531,855 S 11/2006 Steiner et al.
 D533,007 S 12/2006 Felty
 D544,919 S 6/2007 Roekens et al.
 D544,920 S 6/2007 Roekens et al.
 D554,930 S 11/2007 Lavy
 D557,547 S 12/2007 Knoell et al.
 D564,279 S 3/2008 Hodges
 D570,149 S 6/2008 Truong
 D570,636 S 6/2008 Kulujian et al.
 D572,965 S 7/2008 Steiner
 D582,194 S 12/2008 Wang
 D583,608 S 12/2008 Kato
 D585,690 S 2/2009 Dammkoehler
 D597,605 S 8/2009 Davis
 D600,060 S 9/2009 Fletcher et al.
 D600,490 S 9/2009 Pino et al.
 D600,491 S 9/2009 Hammad et al.
 D601,380 S 10/2009 Jones et al.

D608,129 S 1/2010 Spear et al.
 D608,130 S 1/2010 Moon et al.
 D608,131 S 1/2010 Meldrum et al.
 D617,132 S 6/2010 Wang
 D618,031 S 6/2010 Mansour
 D622,998 S 9/2010 Ashbridge
 D623,461 S 9/2010 Ashbridge
 D623,462 S 9/2010 Ashbridge
 D623,885 S 9/2010 Wang
 D624,778 S 10/2010 Meldrum et al.
 D626,776 S 11/2010 Voron et al.
 D627,187 S 11/2010 Voron et al.
 D630,471 S 1/2011 Wang
 D635,812 S 4/2011 Wang
 D638,476 S 5/2011 Hoffman et al.
 D638,513 S 5/2011 Choi
 D640,891 S 7/2011 Smith
 D643,667 S * 8/2011 Yui D7/307
 D644,472 S 9/2011 Ponzio et al.
 D647,355 S 10/2011 Ponzio et al.
 D649,393 S 11/2011 Cohlma et al.
 D651,686 S * 1/2012 Wilson D23/207
 D659,172 S 5/2012 Okuda
 D672,188 S 12/2012 Luippold et al.

OTHER PUBLICATIONS

www.apple.com, We've gone to extraordinary lengths. And widths., iMAC, published date unknown, but potentially prior to the filing of the present application.
 www.aliexpress.com, Cellphone display holder model:IES1102H, published date unknown, but potentially prior to the filing of the present application.
 www.lcdtvenclosure.com, Interactive Digital Signage, published date unknown, but potentially prior to the filing of the present application.
 www.kvsio.com, Multi-Touch LED Digital Signage Kiosk with Advertising Display for Information Access, published date unknown, but potentially prior to the filing of the present application.
 www.juumei.b2bage.com, Shenzhen Juumei Investment Co., Ltd., 42" large screen ad display LCD advertising player vertical kiosk, published date unknown, but potentially prior to the filing of the present application.

* cited by examiner

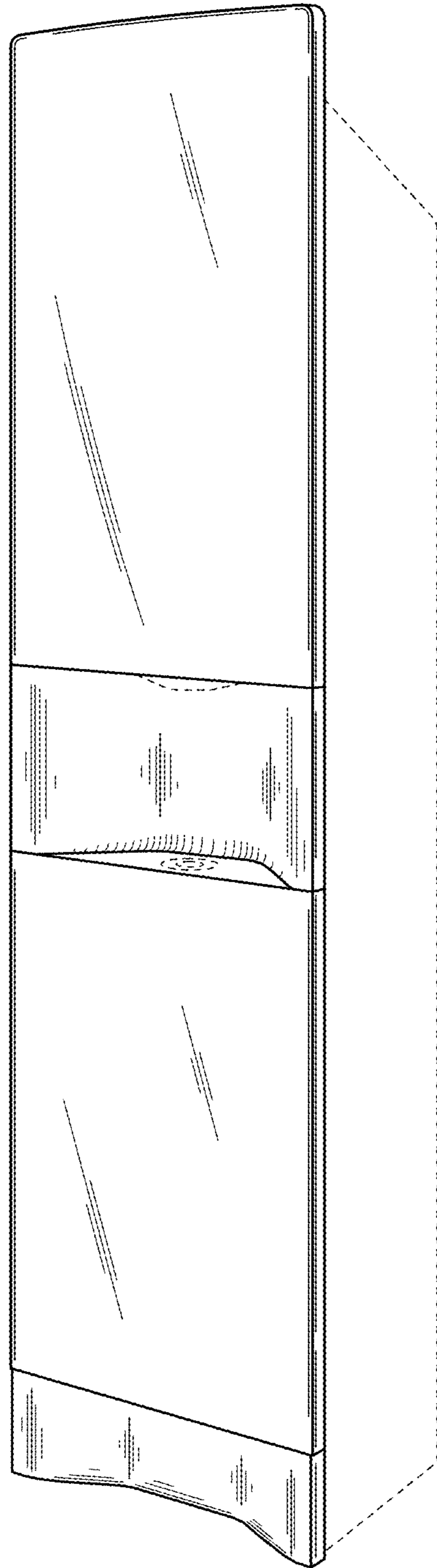


FIG. 1

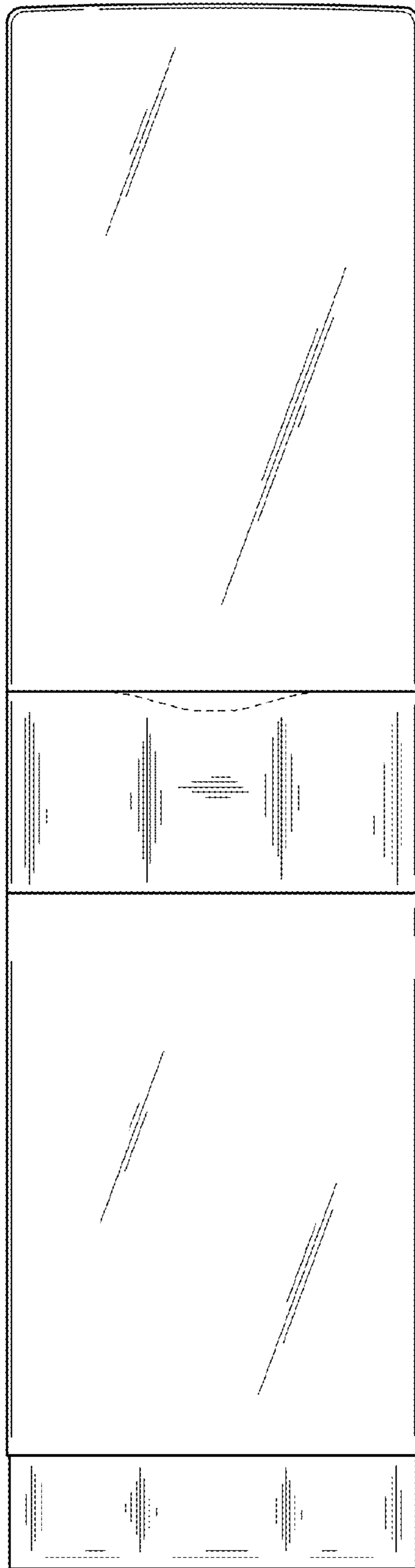


FIG. 2




FIG. 3

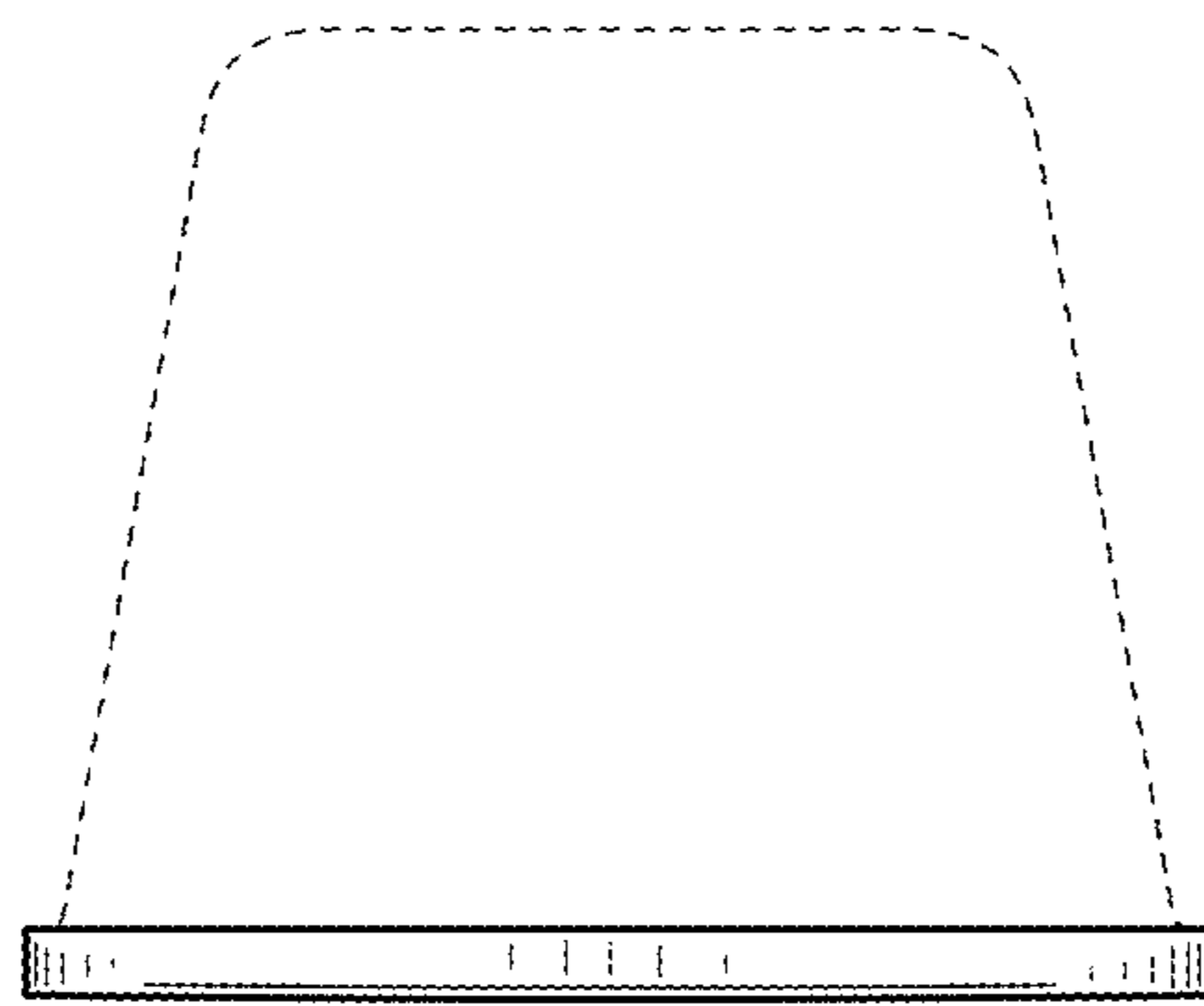


FIG. 4

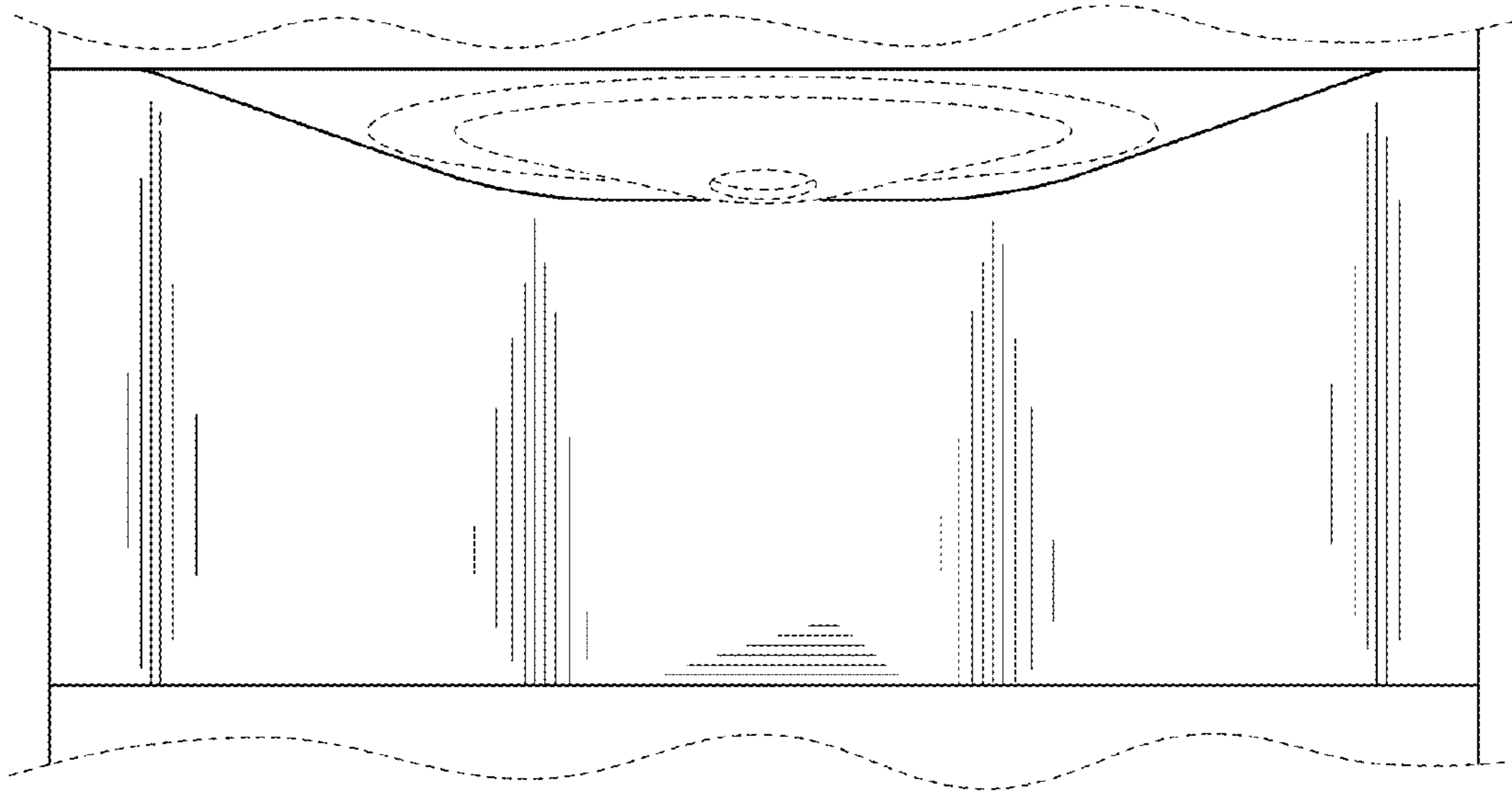


FIG. 5