



US00D693406S

(12) **United States Design Patent**
Hay

(10) **Patent No.:** **US D693,406 S**

(45) **Date of Patent:** **** Nov. 12, 2013**

(54) **VENDING MACHINE**

(76) Inventor: **Ronny Hay**, Calabasas, CA (US)

(**) Term: **14 Years**

(21) Appl. No.: **29/408,968**

(22) Filed: **Dec. 19, 2011**

(51) **LOC (9) Cl.** **20-01**

(52) **U.S. Cl.**
USPC **D20/3**

(58) **Field of Classification Search**
USPC D20/1-9; 221/6, 12, 123, 149, 150 R,
221/155, 156, 159, 187, 190, 215; D7/301,
D7/360, 354, 606; D9/86, 96; D11/157;
D14/126, 143, 371; D19/86, 96;
D99/37; 428/21

See application file for complete search history.

(56) **References Cited**

U.S. PATENT DOCUMENTS

463,900	A	*	11/1891	Hyde	428/21
D76,703	S	*	10/1928	Post	D20/37
D165,824	S	*	2/1952	Collins	D7/301
D292,094	S	*	9/1987	Yoshiharu	D14/143
D292,095	S	*	9/1987	Yoshiharu	D14/143
D352,281	S	*	11/1994	Hanig	D14/143
D397,336	S	*	8/1998	Woodworth	D14/126
D418,022	S	*	12/1999	Hansen	D7/606
D436,106	S	*	1/2001	Mohamed	D14/371
D506,351	S	*	6/2005	Scholze et al.	D7/360
D633,331	S	*	3/2011	Lion et al.	D7/354

D641,535	S	*	7/2011	Kan	D99/37
D642,218	S	*	7/2011	Sanders et al.	D20/1
D643,880	S	*	8/2011	Broen et al.	D19/86
D663,733	S	*	7/2012	Ewig	D14/434

* cited by examiner

Primary Examiner — Mary Ann Calabrese

(74) *Attorney, Agent, or Firm* — Kelly & Kelley, LLP

(57) **CLAIM**

The ornamental design for a vending machine, as shown and described.

DESCRIPTION

FIG. 1 is a front perspective view of the vending machine, with a window, a control panel, and a product retrieval area shown in broken lines, and forming no part of the claimed design;

FIG. 2 is a front elevational view of the vending machine of FIG. 1;

FIG. 3 is a rear elevational view of the vending machine of FIG. 1;


FIG. 4 is right side elevational view of the vending machine of FIG. 1;

FIG. 5 is a left side elevational view of the vending machine of FIG. 1;

FIG. 6 is a top plan view of the vending machine of FIG. 1; and,

FIG. 7 is a bottom plan view of the vending machine of FIG. 1.

1 Claim, 2 Drawing Sheets






FIG. 1




FIG. 2




FIG. 3




FIG. 4




FIG. 5

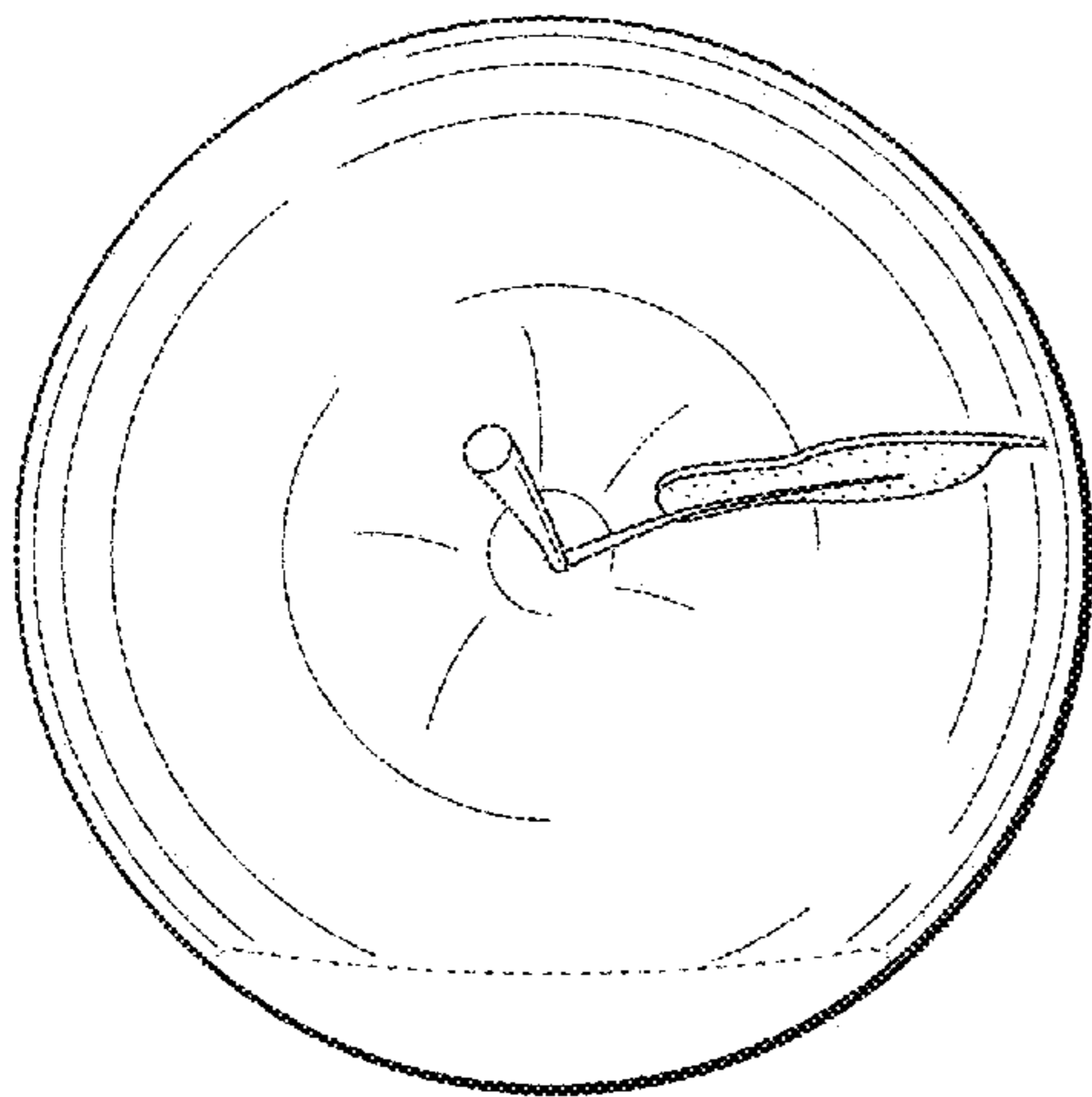


FIG. 6

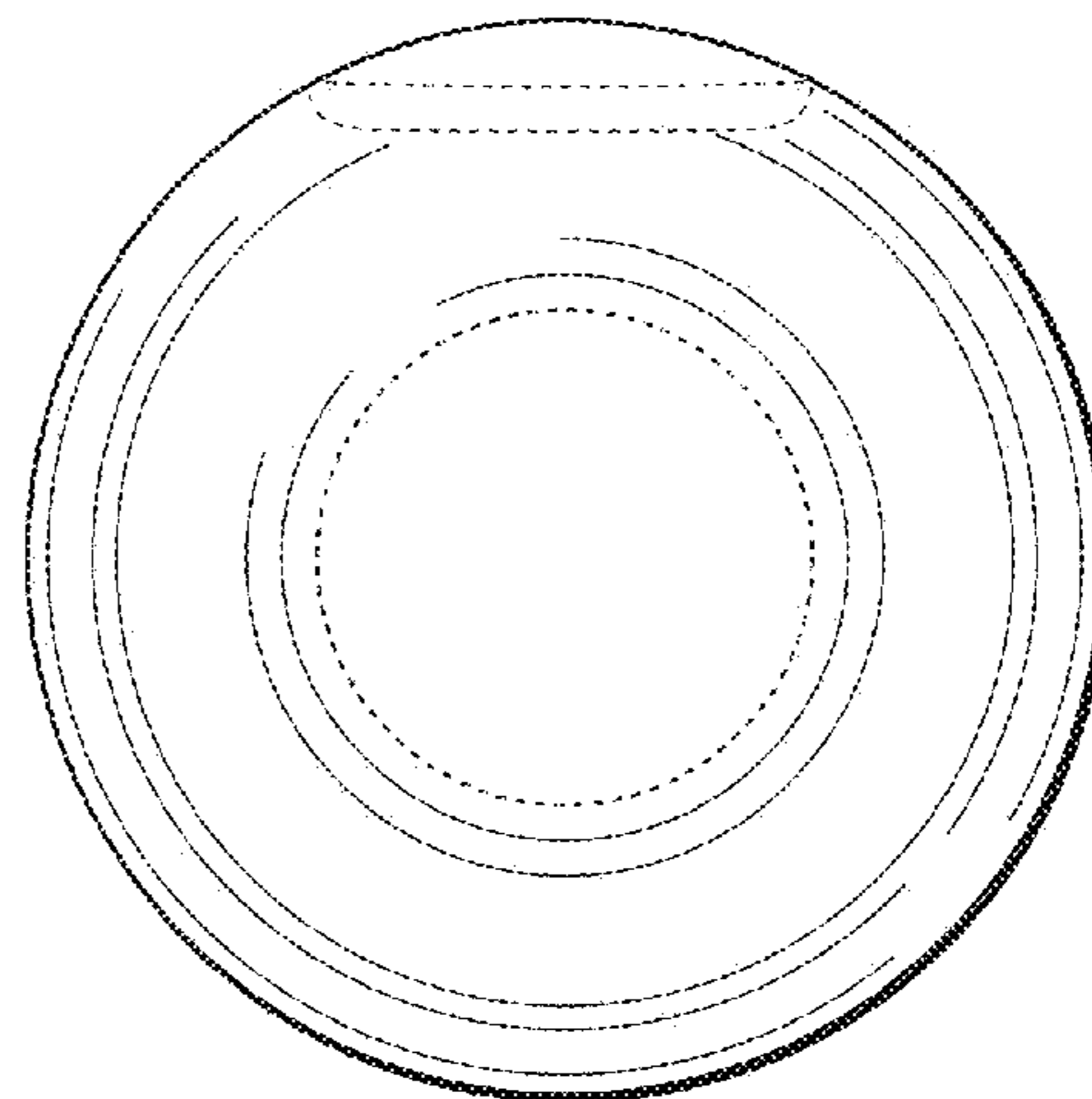


FIG. 7