



US00D693402S

(12) **United States Design Patent**
Kermaal

(10) **Patent No.:** **US D693,402 S**
(45) **Date of Patent:** **** Nov. 12, 2013**

(54) **WRITING INSTRUMENT**

D326,868 S 6/1992 Nitta
D339,162 S 9/1993 Verhaegue
D339,378 S 9/1993 Verhaegue

(71) Applicant: **Europe Brands S.à r.l.**, Luxembourg
(LU)

(Continued)

(72) Inventor: **Philippe Kermaal**, Paris (FR)

FOREIGN PATENT DOCUMENTS

(73) Assignee: **Europe Brands S.à r.l.**, Luxembourg
(LU)

AU 112550 S 10/1991
AU 133839 S 5/1998

(Continued)

(**) Term: **14 Years**

OTHER PUBLICATIONS

(21) Appl. No.: **29/450,409**

Photographs of Waterman Expert pens, applicant's internal files.

(22) Filed: **Mar. 18, 2013**

(Continued)

Related U.S. Application Data

(62) Division of application No. 29/402,154, filed on Sep. 21, 2011, now Pat. No. Des. 678,410.

(51) **LOC (9) Cl.** **19-06**

(52) **U.S. Cl.**
USPC **D19/50**

(58) **Field of Classification Search**
USPC D14/411; D19/35, 36, 41-51, 53-58;
24/11 F, 11 P, 11 R; 401/52, 99-109,
401/192, 195, 196

See application file for complete search history.

(56) **References Cited**

U.S. PATENT DOCUMENTS

D240,525 S 7/1976 Delores
D245,504 S 8/1977 Defores
D254,912 S 5/1980 Ito
D280,420 S 9/1985 Verhaegue
D280,737 S 9/1985 Verhaegue
D323,189 S 1/1992 Tu
D323,852 S 2/1992 Gomez

Primary Examiner — Elizabeth Albert

(74) *Attorney, Agent, or Firm* — Marshall, Gerstein & Borun LLP

(57) **CLAIM**

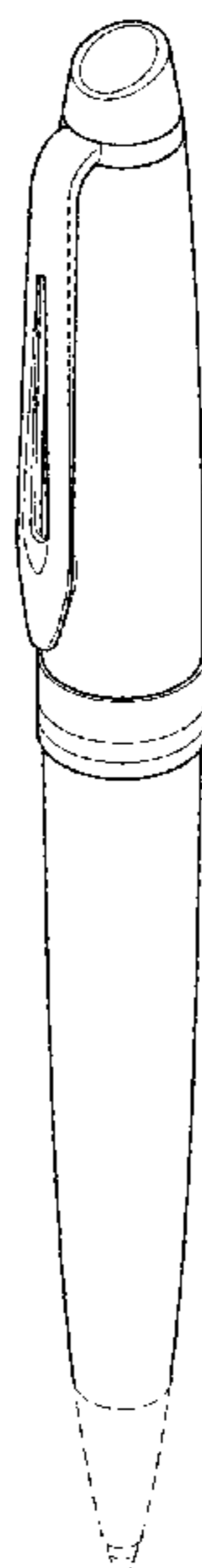
The ornamental design for a writing instrument, as shown and described.

DESCRIPTION

FIG. 1 is a perspective view showing a new design for a writing instrument;
FIG. 2 is a front view of the writing instrument of FIG. 1;
FIG. 3 is a right side view of the writing instrument of FIG. 1;
FIG. 4 is a rear view of the writing instrument of FIG. 1;
FIG. 5 is a left side view of the writing instrument of FIG. 1;
FIG. 6 is a top plan view of the writing instrument of FIG. 1;
and,
FIG. 7 is a bottom plan view of the writing instrument of FIG. 1.

The broken lines in the drawings illustrate unclaimed portions of the writing instrument and form no part of the claimed design.

1 Claim, 4 Drawing Sheets



US D693,402 S

Page 2

(56)

References Cited

U.S. PATENT DOCUMENTS

D360,433 S 7/1995 Payne et al.
D367,673 S 3/1996 Compte
D367,887 S 3/1996 Compte
D368,930 S 4/1996 Payne
D390,873 S 2/1998 Oka
D391,606 S 3/1998 Compte
D392,316 S 3/1998 Verhaeghe
D394,877 S 6/1998 Hsieh
D398,934 S 9/1998 Veillon
D409,657 S 5/1999 Veillon et al.
D436,995 S 1/2001 Veillon
D440,604 S 4/2001 Restrepo
D459,393 S 6/2002 Verhaeghe
D488,508 S 4/2004 Finney et al.
D489,092 S 4/2004 Izushima
D501,028 S 1/2005 Carre
D503,740 S 4/2005 Carre
D540,866 S 4/2007 Qiu
D562,384 S 2/2008 Qiu
D579,496 S 10/2008 Qiu et al.
D586,393 S 2/2009 Nishida
D590,880 S 4/2009 Kim et al.
D594,059 S 6/2009 Shibata

D603,452 S 11/2009 Rolion et al.
D628,646 S 12/2010 Zhano
D655,340 S 3/2012 Liu
D669,900 S * 10/2012 Schlosstein D14/480.3

FOREIGN PATENT DOCUMENTS

CA	74270	5/1994
DE	49812227-0002	9/1999
EM	000136569-0001	5/2004
EM	001083349-0001	3/2009
GB	2033874	4/1993
IN	210350	5/2007
JP	836547	1/1992
JP	D1206716	5/2004
JP	D1274012	6/2006
RU	51347 U1	2/2006
RU	63084 U1	5/2007
WO	DM/054831	1/2001

OTHER PUBLICATIONS

Photographs of Waterman Hemisphere pens, applicant's internal files.

* cited by examiner

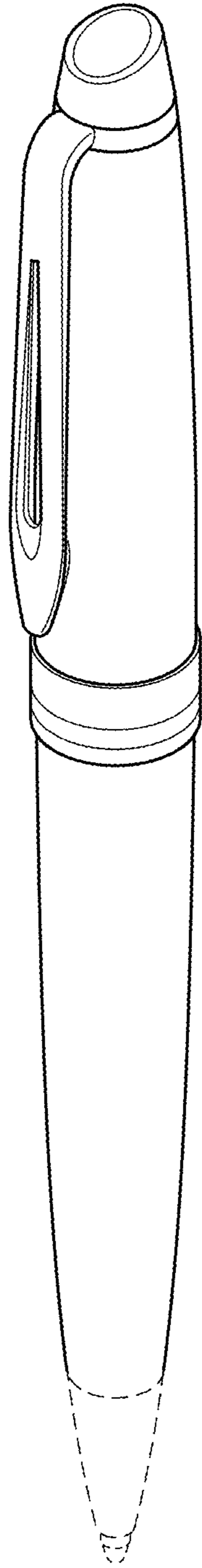


FIG. 1

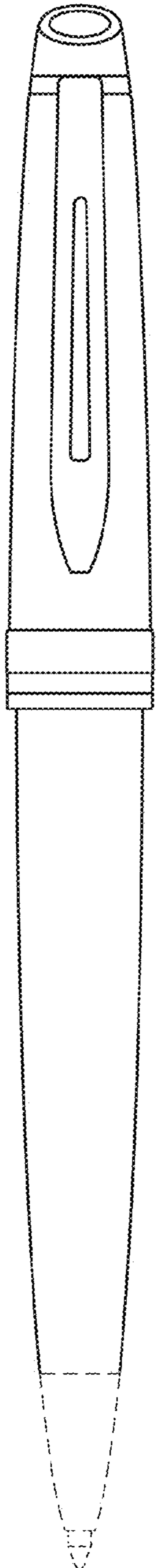


FIG. 2

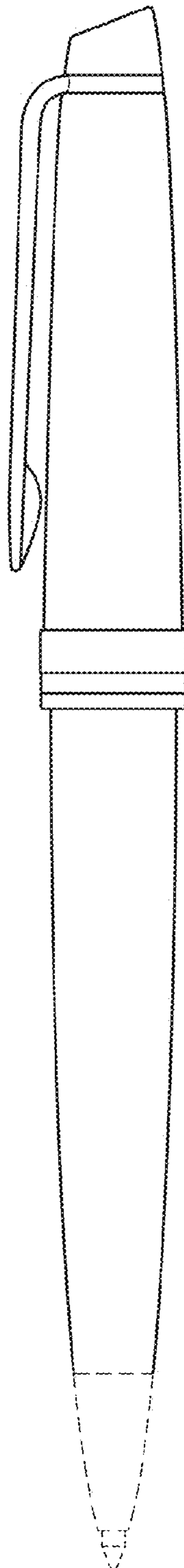


FIG. 3

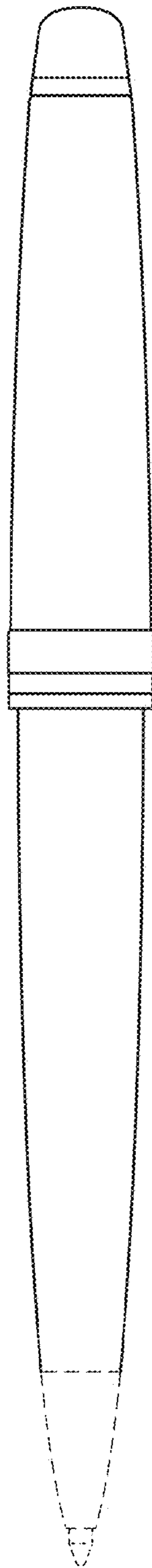


FIG. 4

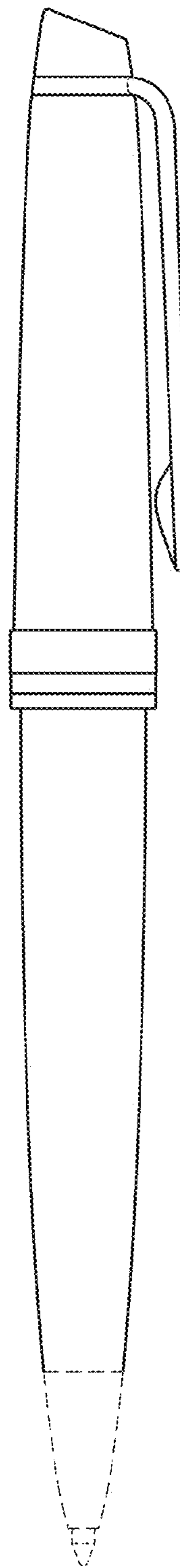


FIG. 5

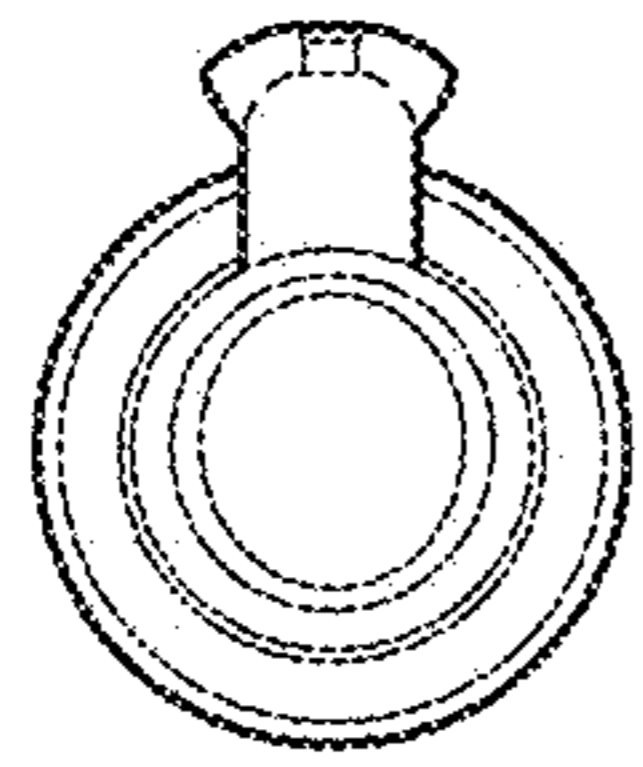


FIG. 6

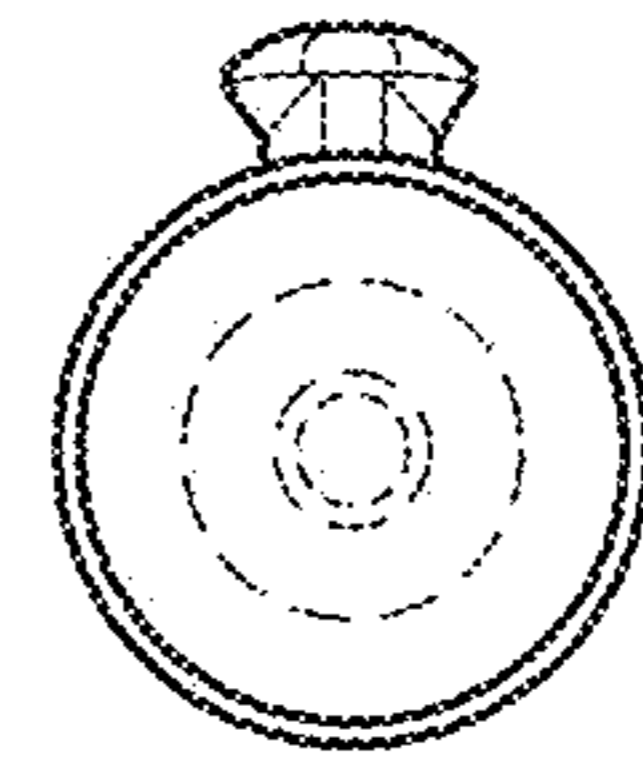


FIG. 7