



US00D693364S

(12) **United States Design Patent**
Gardner et al.

(10) **Patent No.:** **US D693,364 S**

(45) **Date of Patent:** **** Nov. 12, 2013**

(54) **DISPLAY SCREEN WITH ICON**

(75) Inventors: **David Gardner**, Covington, WA (US);
David Woods, Issaquah, WA (US)

(73) Assignee: **Microsoft Corporation**, Redmond, WA
(US)

(**) Term: **14 Years**

(21) Appl. No.: **29/407,443**

(22) Filed: **Nov. 29, 2011**

(51) **LOC (9) Cl.** **14-04**

(52) **U.S. Cl.**
USPC **D14/489**

(58) **Field of Classification Search**
USPC D14/485-495; 715/700-867
See application file for complete search history.

(56) **References Cited**

U.S. PATENT DOCUMENTS

D296,339	S	*	6/1988	Wells-Papanek et al.	...	D14/487
D385,870	S	*	11/1997	Thomas	D14/491
6,061,063	A	*	5/2000	Wagner et al.	715/784
D468,749	S	*	1/2003	Friedman	D14/489
D495,305	S	*	8/2004	Wanishi et al.	D14/485
7,051,272	B1	*	5/2006	Ten Kate	715/200
7,124,366	B2	*	10/2006	Foreman et al.	715/719
D563,423	S	*	3/2008	Suzuki	D14/486
D573,601	S	*	7/2008	Gregov et al.	D14/487
D593,108	S	*	5/2009	Danton	D14/485
7,574,071	B2	*	8/2009	Clarke et al.	382/298
D621,411	S	*	8/2010	Verfuerth et al.	D14/486

D665,409	S	*	8/2012	Gupta et al.	D14/488
8,350,820	B2	*	1/2013	Deslippe et al.	345/173
D677,270	S	*	3/2013	Wen et al.	D14/488
D678,322	S	*	3/2013	Steele et al.	D14/492
D681,661	S	*	5/2013	Koehn et al.	D14/488
8,448,083	B1	*	5/2013	Migos et al.	715/781
2005/0268279	A1	*	12/2005	Paulsen et al.	717/110
2008/0129528	A1	*	6/2008	Guthrie	340/686.1
2009/0005975	A1	*	1/2009	Forstall et al.	701/209
2009/0288005	A1	*	11/2009	Stapleton et al.	715/711

OTHER PUBLICATIONS

Indicated images, pp. 37, 48, 111. Graphic Design Cookbook: Mix & Match Recipes for Faster, Better Layouts. 1989.*
Awnings, Avenue Matignon, 1950. [retrieved Jul. 11, 2013].
Retrieved from Internet, <http://www.wikipaintings.org>.*

* cited by examiner

Primary Examiner — Barbara Fox

(74) *Attorney, Agent, or Firm* — Banner & Witcoff, Ltd.


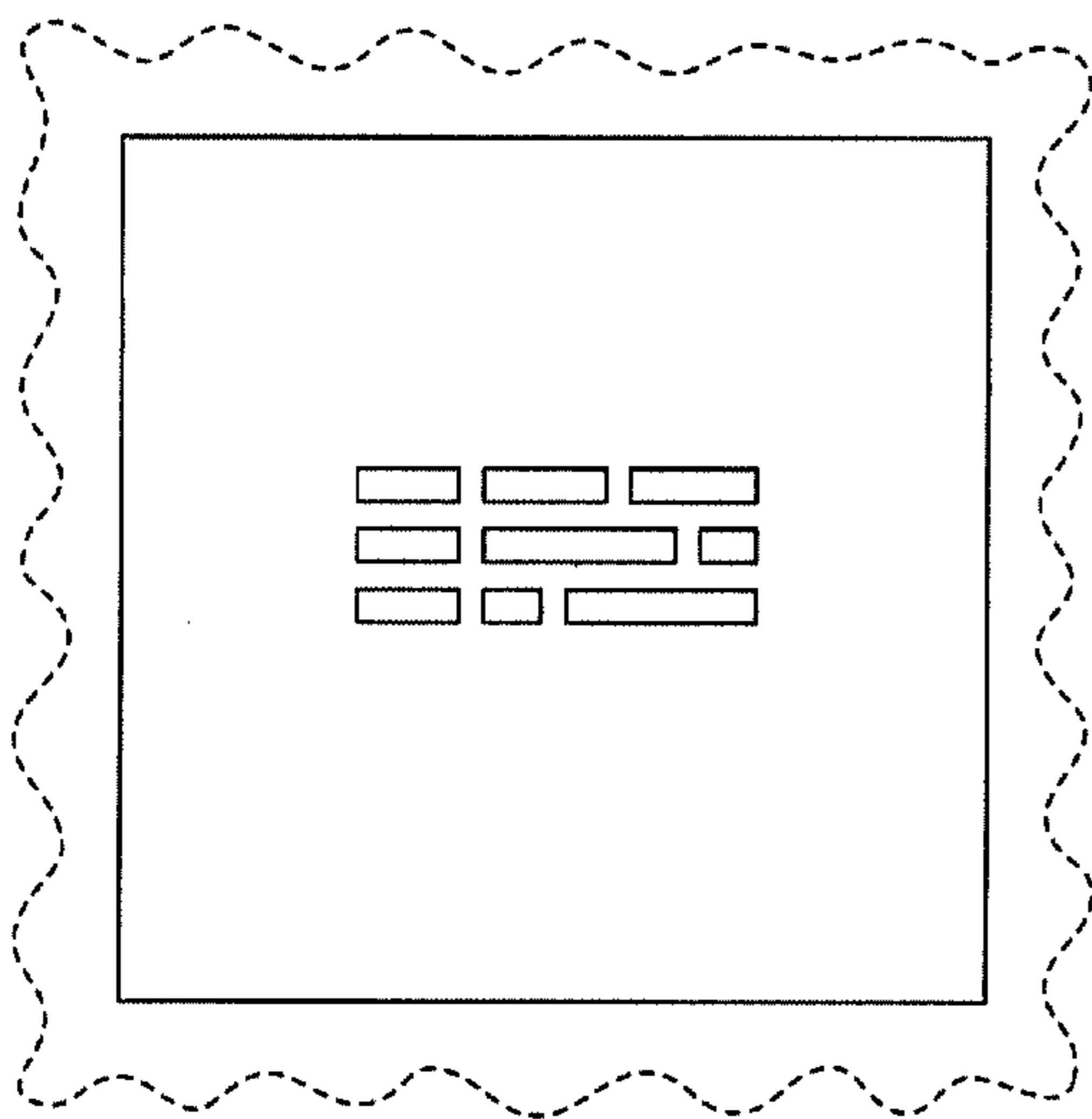
(57) **CLAIM**

The ornamental design for a display screen with icon, as shown and described.

DESCRIPTION

FIG. 1 is a front view of a display screen with icon showing the new design; and,
FIG. 2 is a front view of a display screen with icon showing an alternative embodiment of the new design.
The broken line showing of the remainder of the display screen is for environmental purposes only and forms no part of the claimed design.

1 Claim, 2 Drawing Sheets



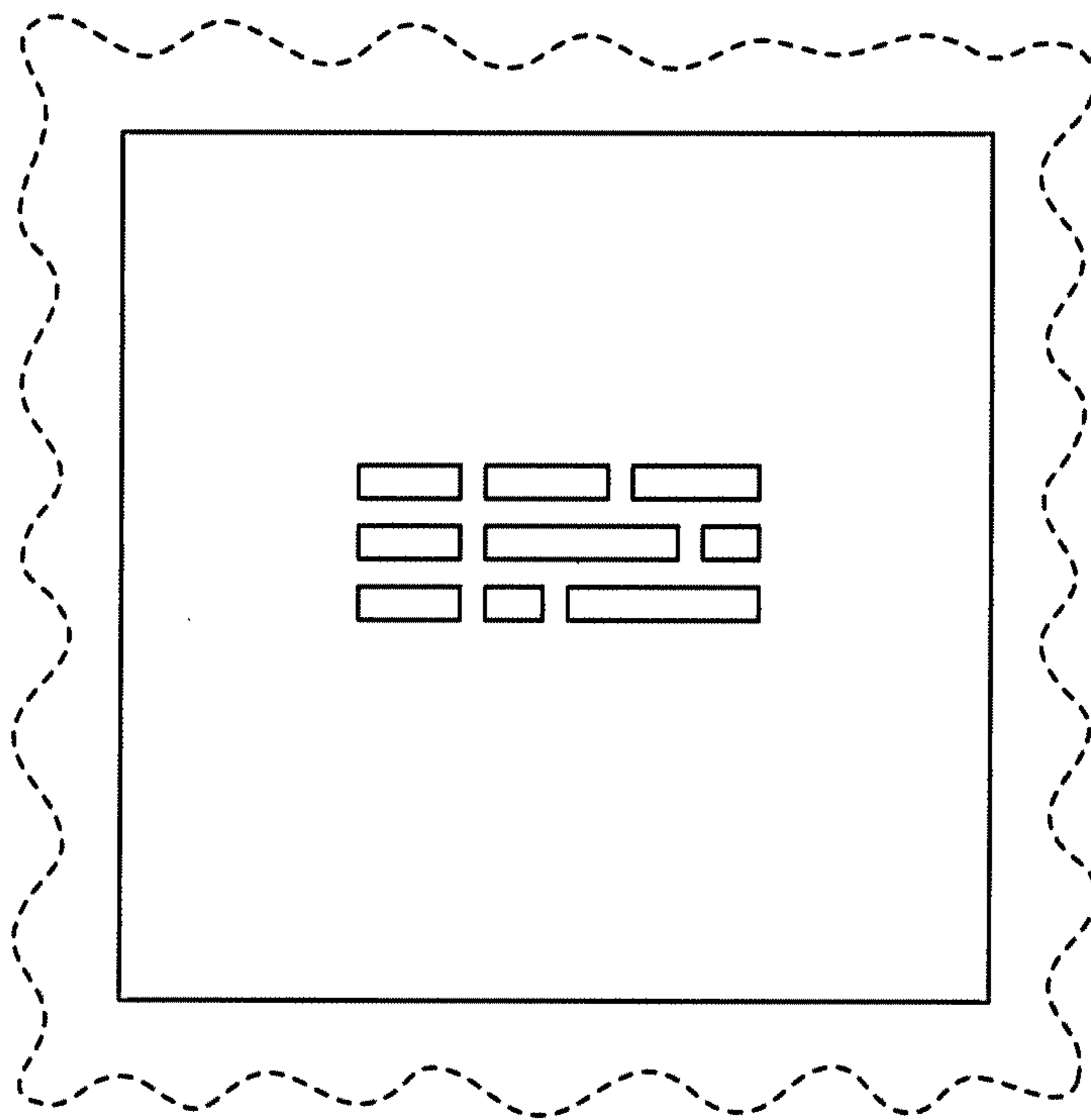


FIG. 1




FIG. 2