

US00D693334S

(12) **United States Design Patent**  
**Lum et al.**

(10) **Patent No.:** **US D693,334 S**

(45) **Date of Patent:** **\*\* Nov. 12, 2013**

(54) **LOUDSPEAKER GRILLE**

5,400,413 A \* 3/1995 Kindel ..... 381/189  
D392,977 S \* 3/1998 Kim ..... D14/214  
D605,181 S \* 12/2009 Koren et al. .... D14/219

(75) Inventors: **Myk Wayne Lum**, Irvine, CA (US);  
**Derrick Rodgers**, Altadena, CA (US)

\* cited by examiner

(73) Assignee: **Harman International Industries, Incorporated**, Northridge, CA (US)

*Primary Examiner* — Prabhakar Deshmukh

(74) *Attorney, Agent, or Firm* — Plumsea Law Group, LLC

(\*\*) Term: **14 Years**

(57) **CLAIM**

The ornamental design for a loudspeaker grille, as shown and described.

(21) Appl. No.: **29/415,837**

**DESCRIPTION**

(22) Filed: **Mar. 14, 2012**

(51) **LOC (9) Cl.** ..... **14-01**

(52) **U.S. Cl.**  
USPC ..... **D14/219**

(58) **Field of Classification Search**  
USPC ..... D14/204, 209–216, 219, 220; 181/143,  
181/144, 147, 148, 150, 151, 198, 199,  
181/153; 381/330–302, 306, 333, 345,  
381/361–364, 386–388, 332, 336  
See application file for complete search history.


FIG. 1 is a perspective view of a loudspeaker grille showing our new design;  
FIG. 2 is a front elevational view thereof;  
FIG. 3 is a top plan view thereof;  
FIG. 4 is a side elevational view of one side thereof, the opposite side elevational view being a mirror image;  
FIG. 5 is a perspective view of a second embodiment of a loudspeaker grille showing our new design;  
FIG. 6 is a front elevational view thereof;  
FIG. 7 is a top plan view thereof;  
FIG. 8 is a side elevational view of the left side thereof,  
FIG. 9 is a perspective view of a third embodiment of a loudspeaker grille showing our new design;  
FIG. 10 is a front elevational view thereof;  
FIG. 11 is a top plan view thereof; and,  
FIG. 12 is a side elevational view of one side thereof, the opposite side elevational view being a mirror image.  
The broken line showing of the remainder of the loudspeaker and the badge plate form no part of the claimed design.

(56) **References Cited**

**U.S. PATENT DOCUMENTS**

D202,900 S \* 11/1965 Shaper ..... D14/219  
3,938,618 A \* 2/1976 Ambruso, Sr. .... 181/155  
3,989,909 A \* 11/1976 Hodsdon et al. .... 381/391  
D243,253 S \* 2/1977 Ballantyne ..... D14/219  
D248,856 S \* 8/1978 Saidel ..... D14/219  
D250,021 S \* 10/1978 Barbera ..... D14/219  
D254,786 S \* 4/1980 Ballantyne ..... D14/219  
5,322,979 A \* 6/1994 Cassity et al. .... 181/150

**1 Claim, 10 Drawing Sheets**





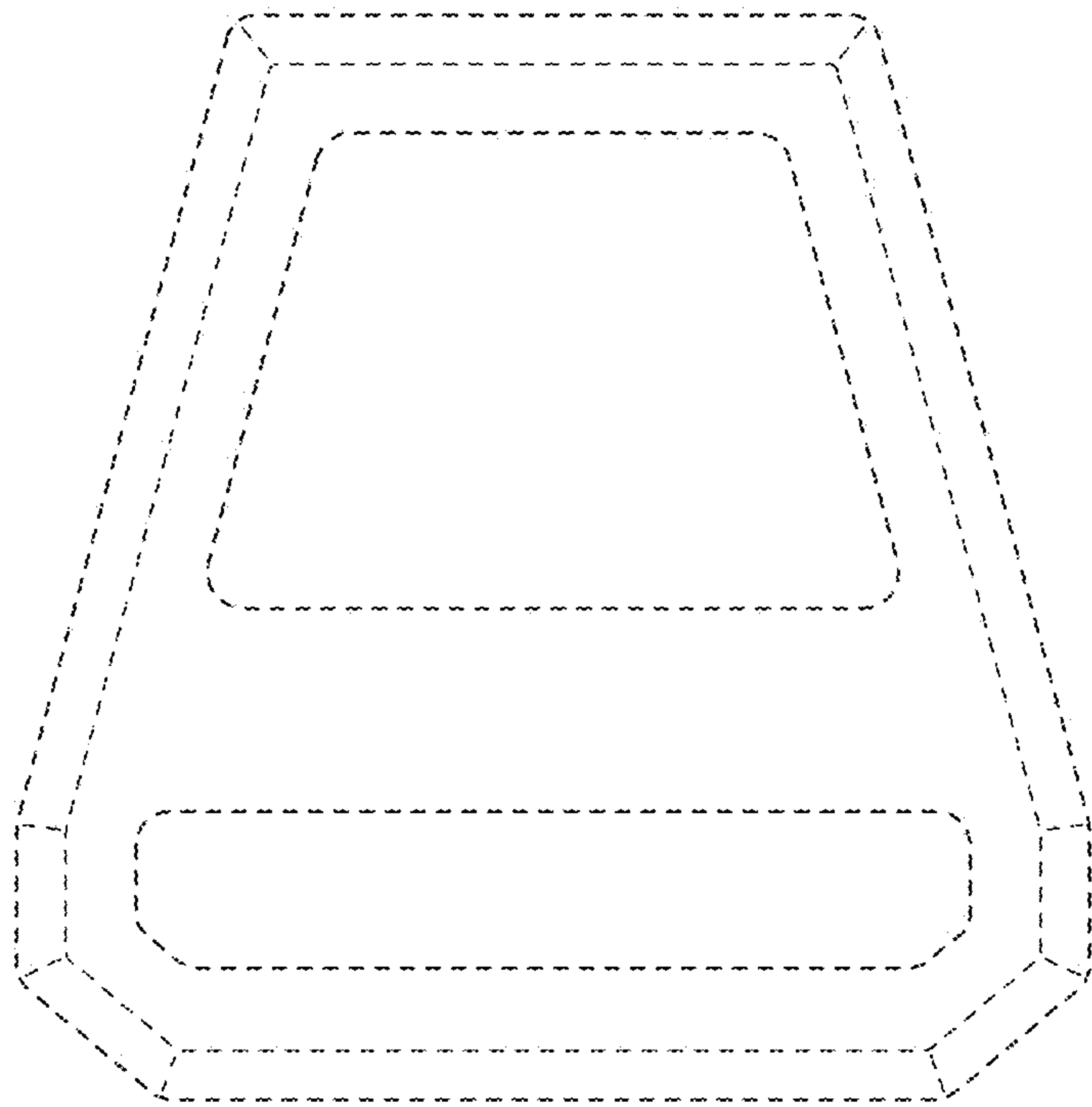


FIG. 1



**FIG. 2**



**FIG. 3**






FIG. 4

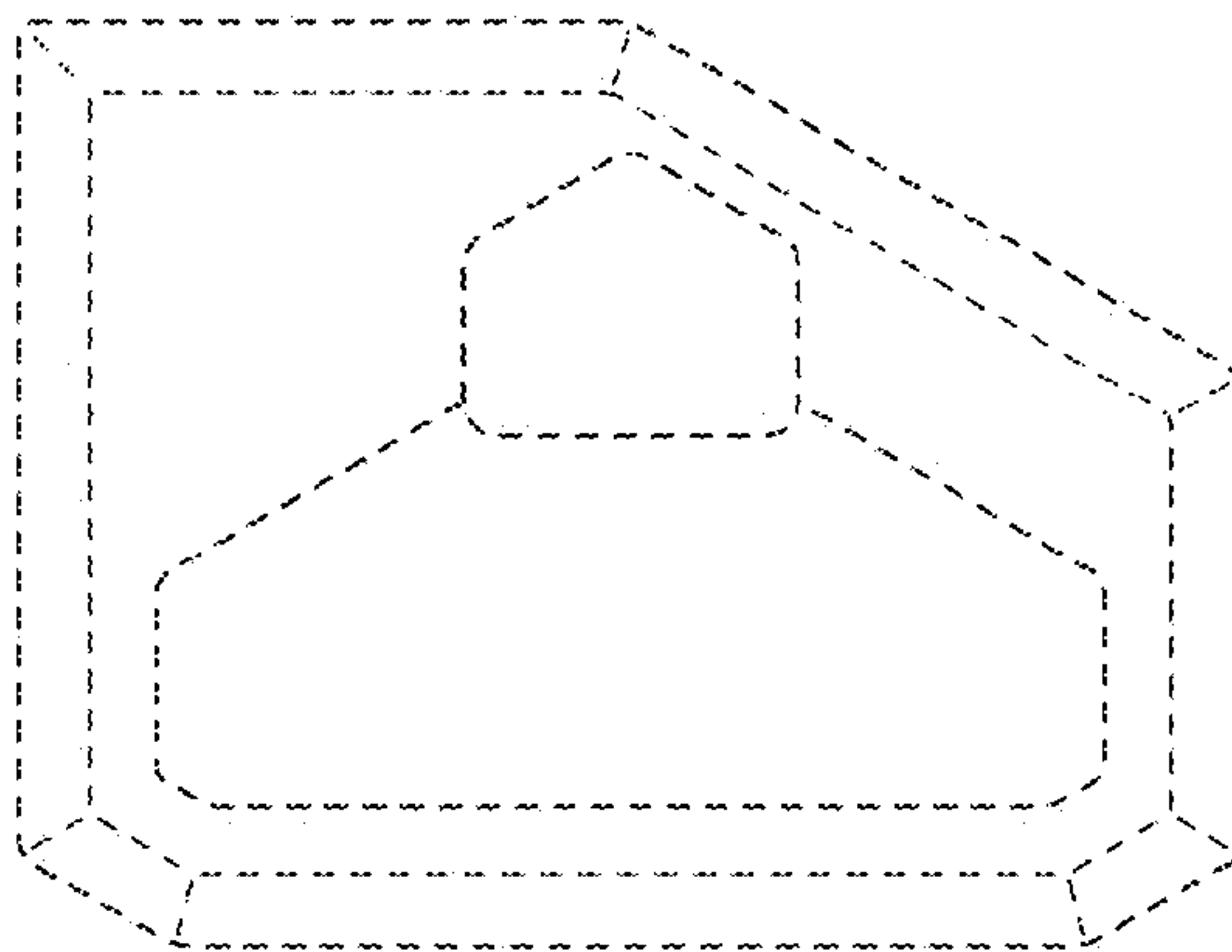


**FIG. 5**






**FIG. 6**

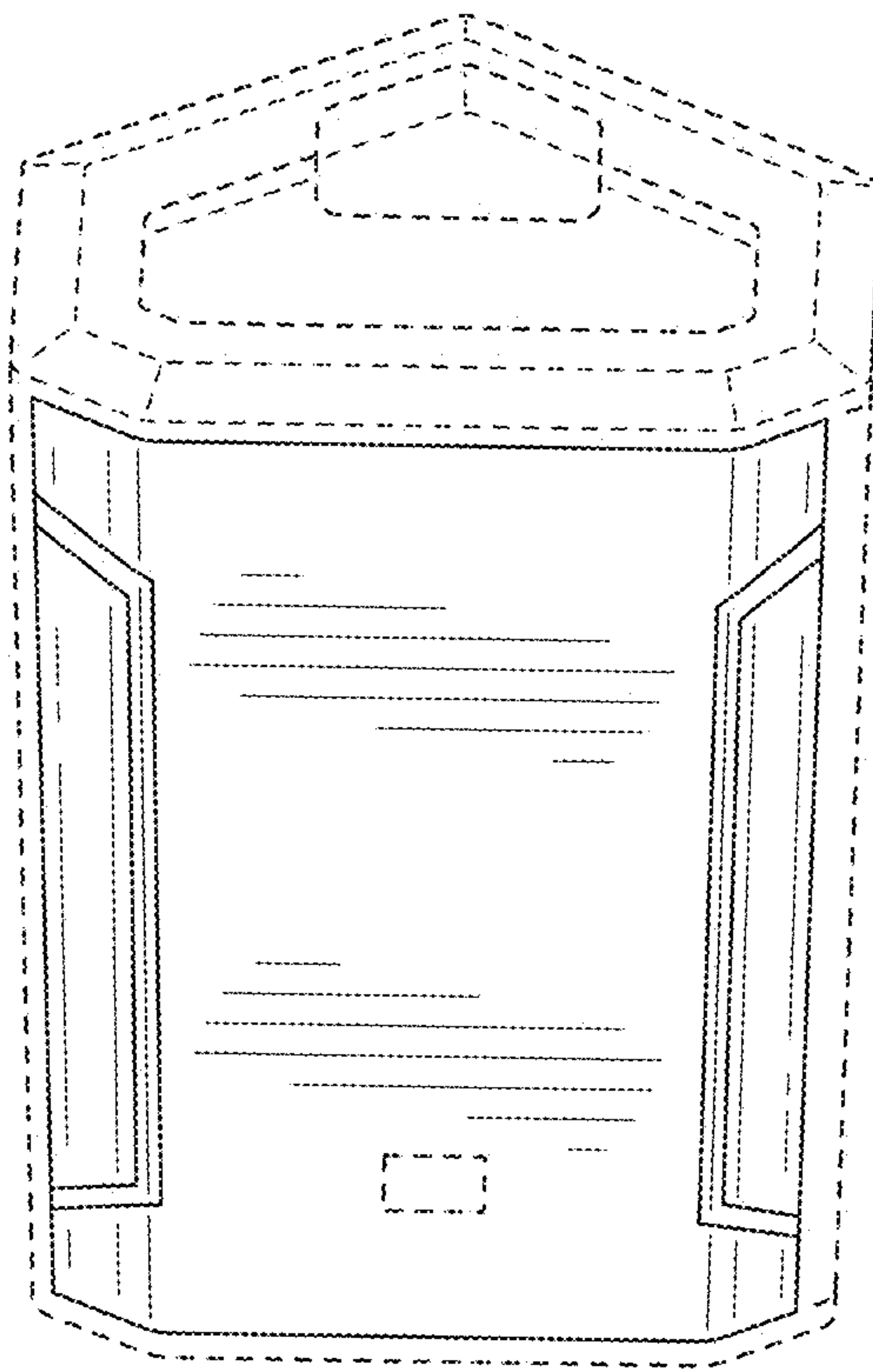


**FIG. 7**

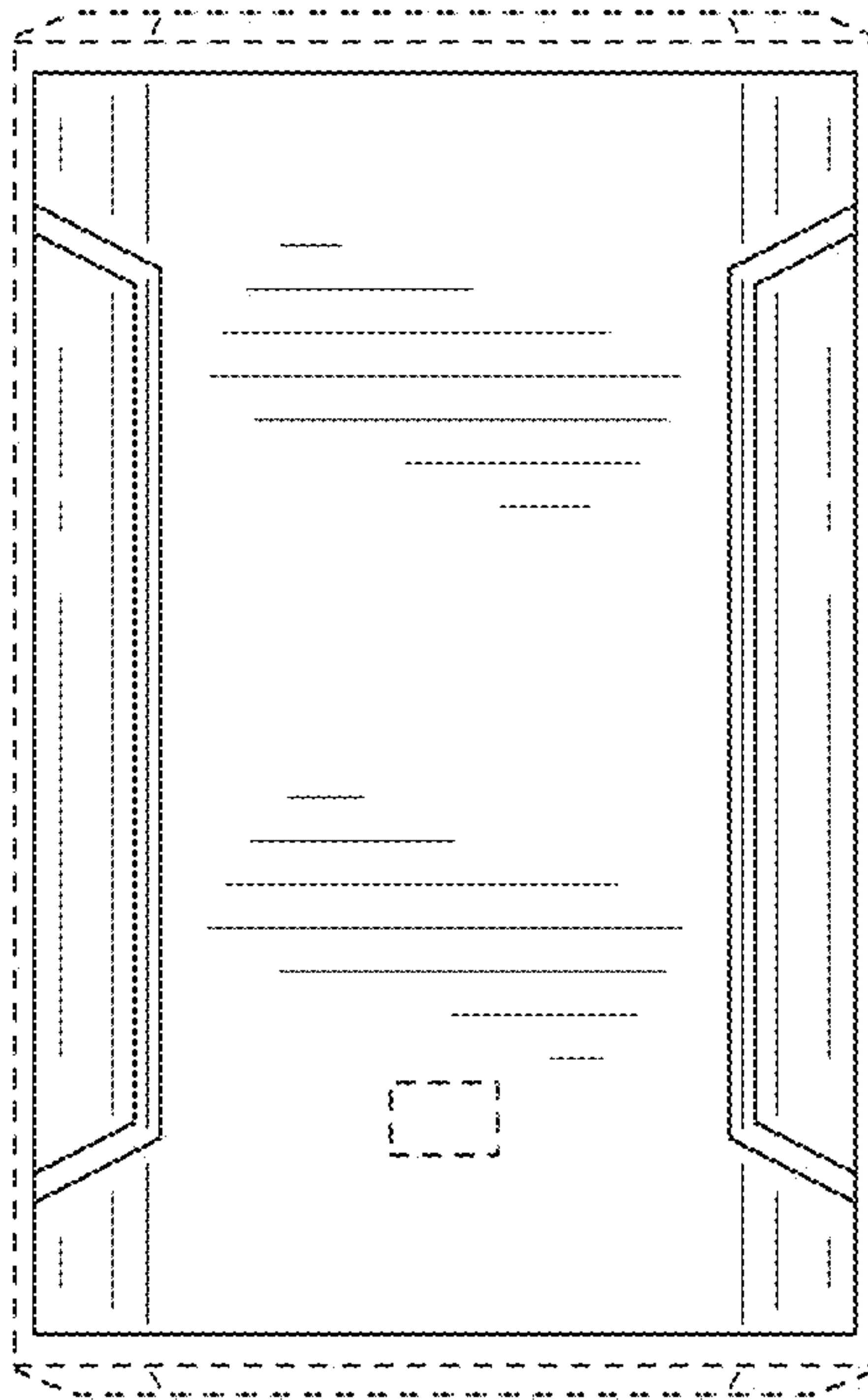


**FIG. 8**

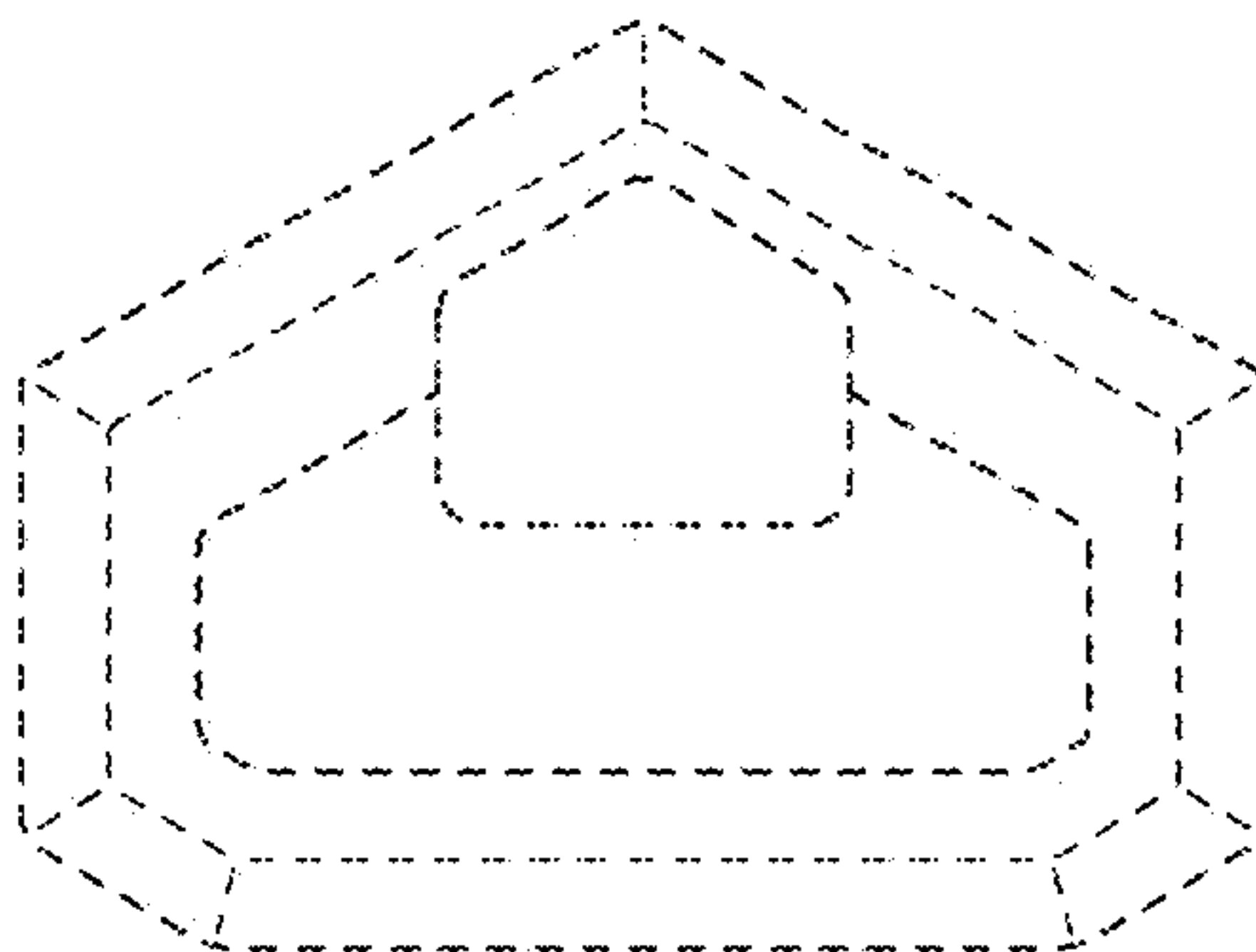





**FIG. 9**



**FIG. 10**



**FIG. 11**



**FIG. 12**