



US00D693333S

(12) **United States Design Patent**
Joe et al.

(10) **Patent No.:** **US D693,333 S**

(45) **Date of Patent:** **** Nov. 12, 2013**

(54) **REMOTE CONTROL**

(71) Applicant: **LG Electronics Inc.**, Seoul (KR)

(72) Inventors: **Sunggu Joe**, Seoul (KR); **Areum Kwon**, Seoul (KR)

(73) Assignee: **LG Electronics Inc.**, Seoul (KR)

(**) Term: **14 Years**

(21) Appl. No.: **29/459,631**

(22) Filed: **Jul. 2, 2013**

(30) **Foreign Application Priority Data**

Jan. 3, 2013 (KR) 30-2013-0000256

(51) **LOC (9) Cl.** **14-03**

(52) **U.S. Cl.**
USPC **D14/218**

(58) **Field of Classification Search**
USPC D14/218, 455; D13/168; D21/566;
D10/104, 106; 345/169; 348/14.05,
348/114, 211.99, 734; 340/825.24; 341/22;
455/92, 95, 128, 151.1-151.4, 352,
455/355, FOR. 121; 700/65

See application file for complete search history.

(56) **References Cited**

U.S. PATENT DOCUMENTS

D426,232 S * 6/2000 Silbermann et al. D14/218
D595,267 S * 6/2009 Dozoretz et al. D14/218

D620,925 S * 8/2010 Geck et al. D14/218
D632,673 S * 2/2011 Isaias D14/218
D673,138 S * 12/2012 Kim et al. D14/218
D682,254 S * 5/2013 Hong et al. D14/218

OTHER PUBLICATIONS

Article from internet newspaper, YonHapNews, Dec. 16, 2012, printed from <http://www.yonhapnews.co.kr/economy/2012/12/15/0302000000AKR20121215032900003.HTML>.

* cited by examiner

Primary Examiner — John Windmuller

(74) *Attorney, Agent, or Firm* — Morgan, Lewis & Bockius LLP

(57) **CLAIM**

The ornamental design for a remote control, as shown and described.

DESCRIPTION

FIG. 1 is a front, right side, perspective view of a remote control showing our new design; FIG. 2 is a front view thereof; FIG. 3 is a rear view thereof; FIG. 4 is a left side view thereof; FIG. 5 is a right side view thereof; FIG. 6 is a top view thereof; and, FIG. 7 is a bottom view thereof.

The broken lines in the figures depict portions of the remote control that form no part of the claimed design.

1 Claim, 6 Drawing Sheets

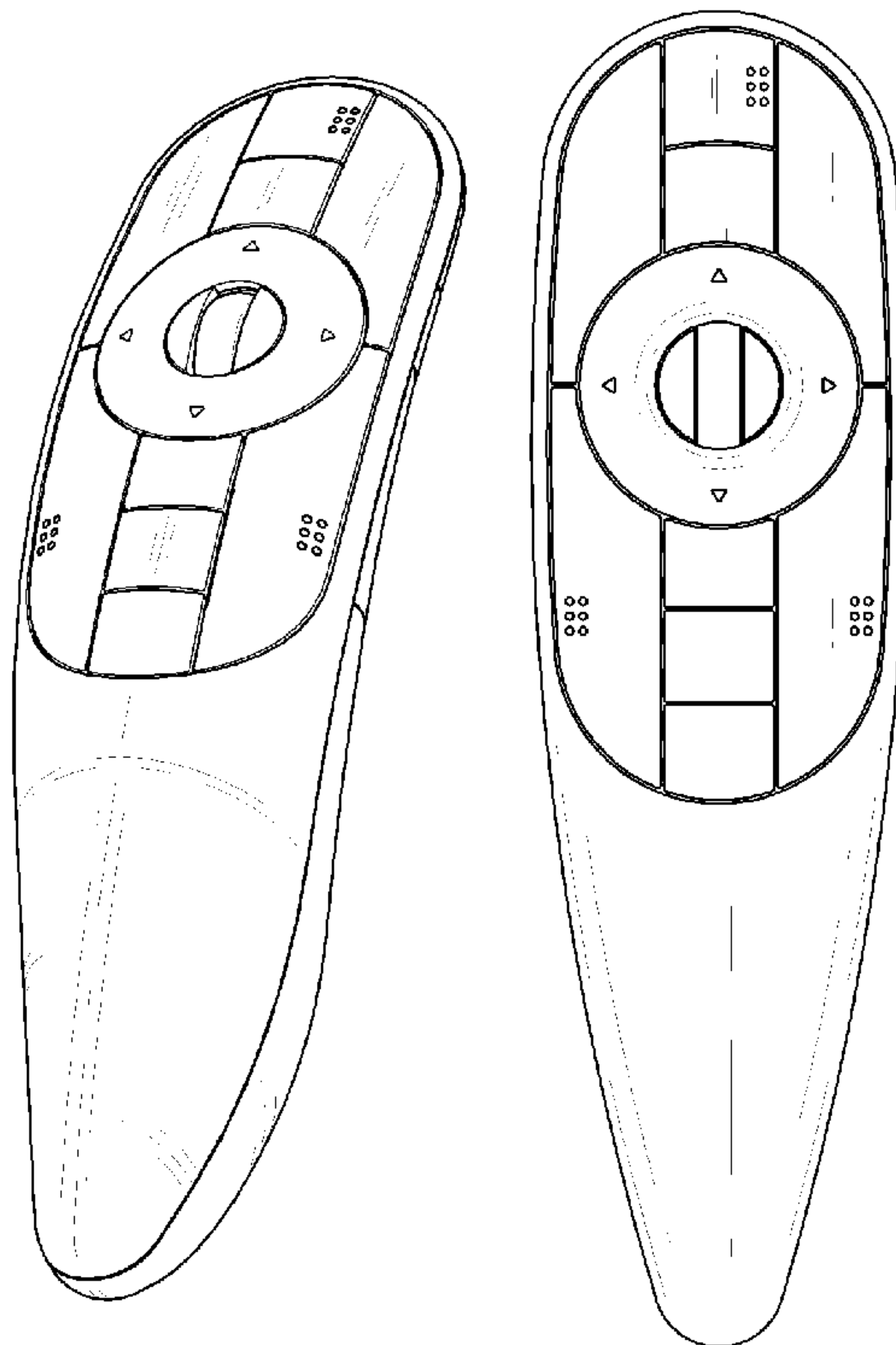


FIG. 1

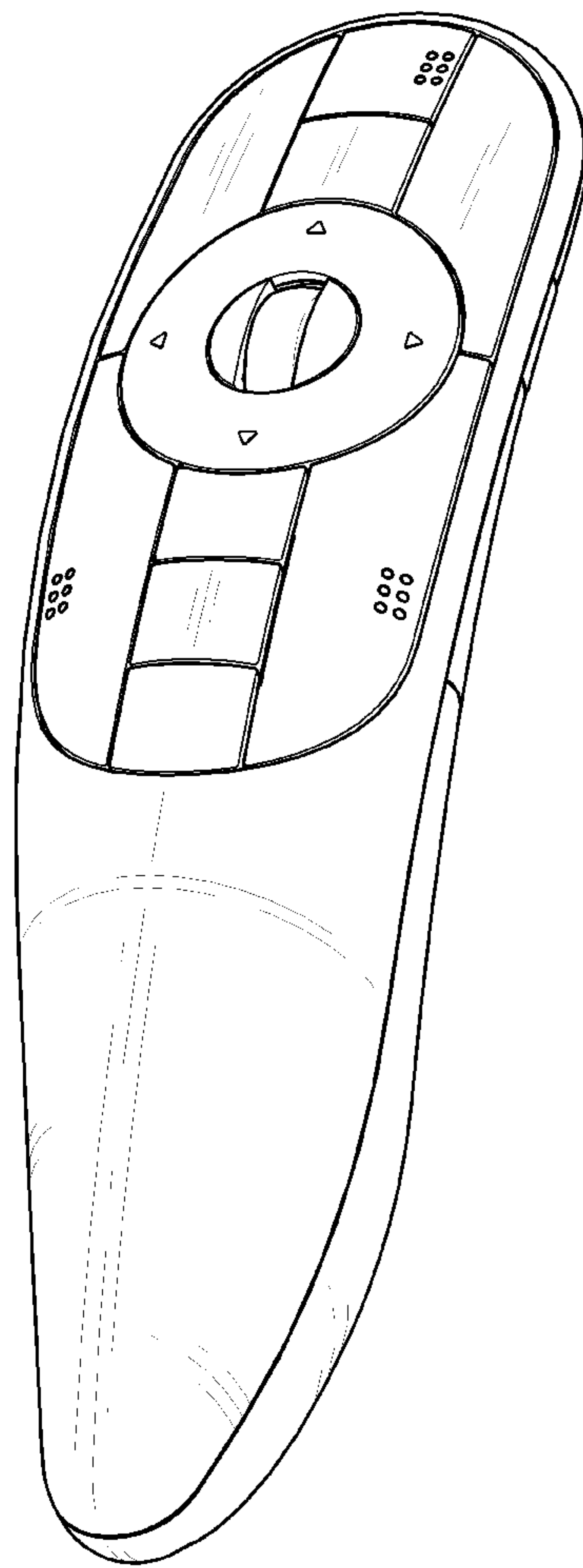


FIG. 2

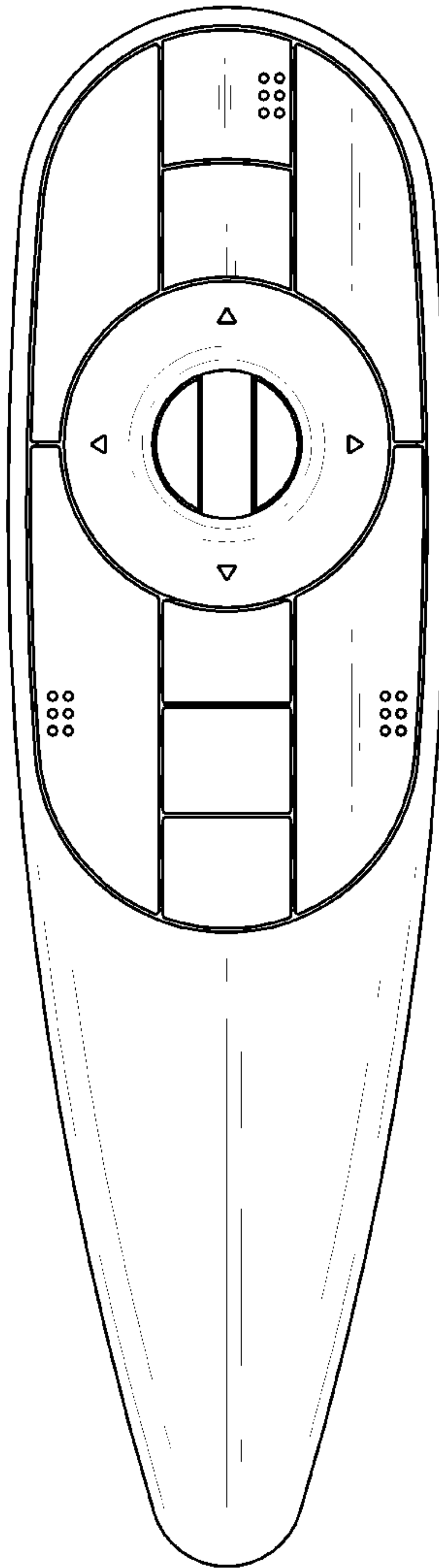


FIG. 3

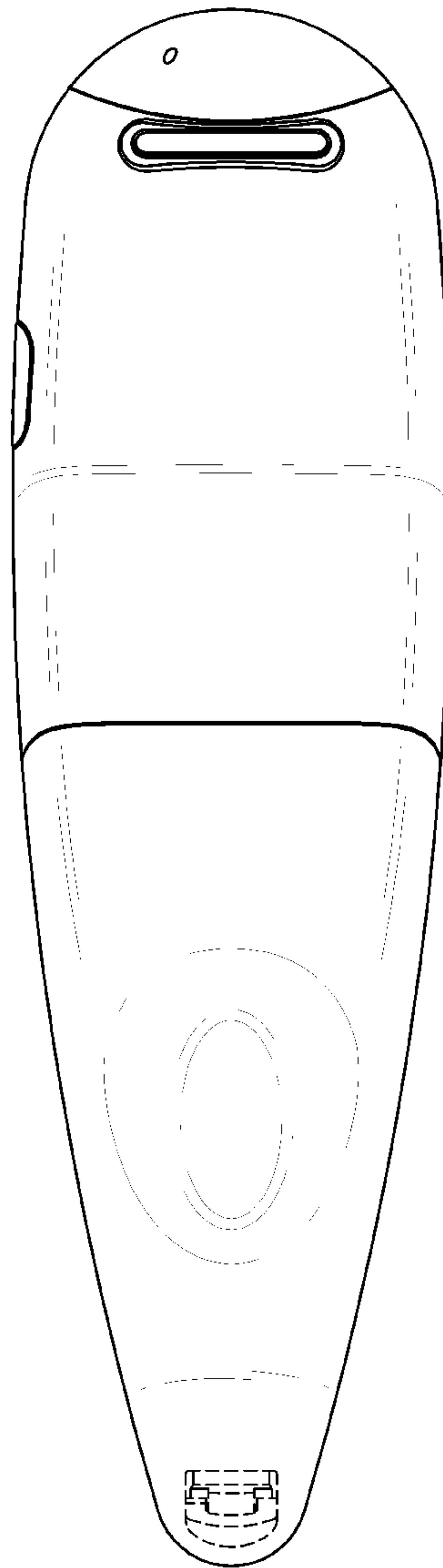


FIG. 4



FIG. 5



FIG. 6

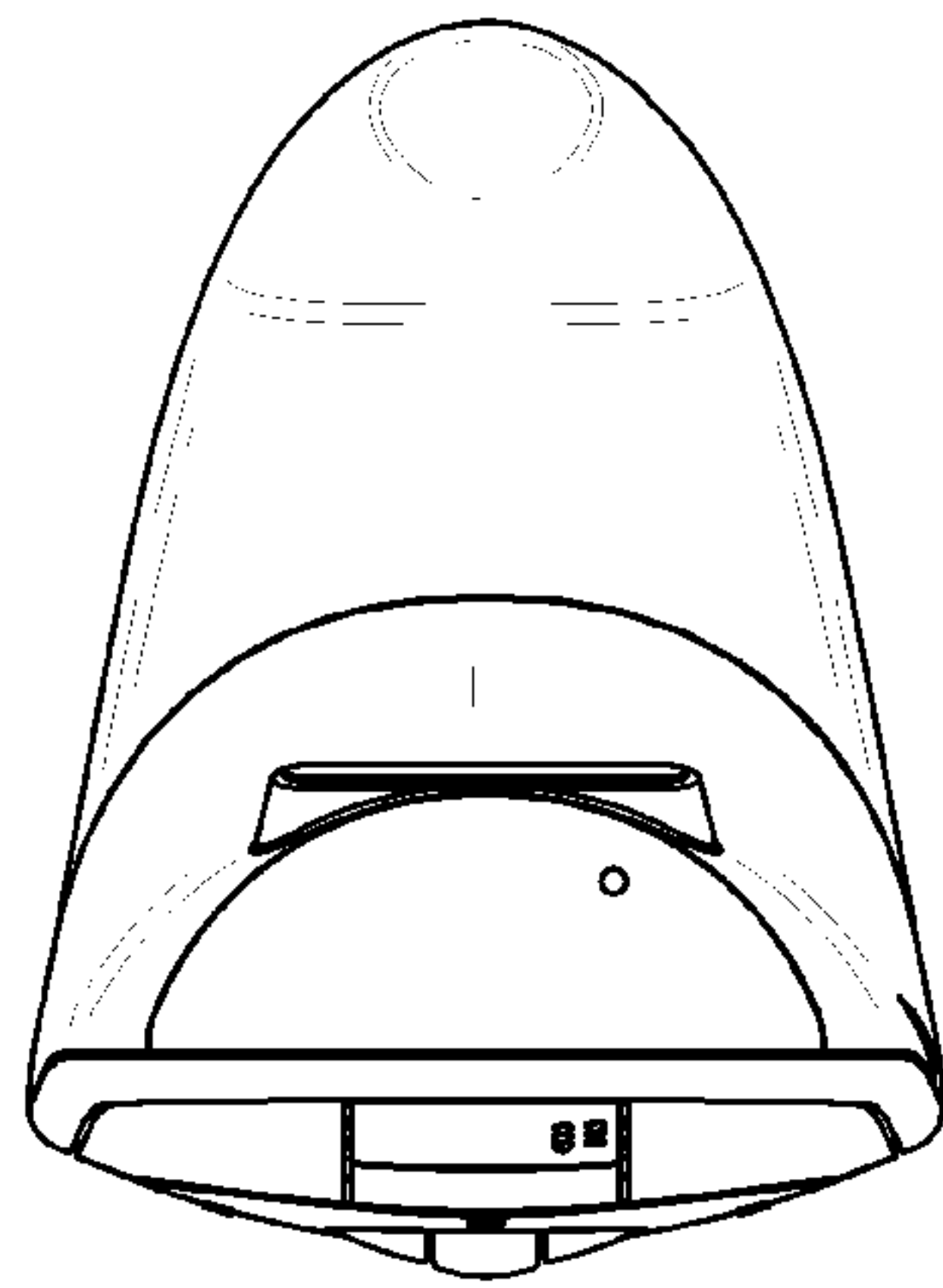


FIG. 7

