

US00D693326S

(12) **United States Design Patent**
Takeo

(10) **Patent No.:** **US D693,326 S**

(45) **Date of Patent:** **** Nov. 12, 2013**

(54) **EARPHONES**

(75) Inventor: **Katsuyoshi Takeo**, Kanagawa (JP)

(73) Assignee: **D&M Holdings, Inc.**, Kanagawa (JP)

(**) Term: **14 Years**

(21) Appl. No.: **29/425,162**

(22) Filed: **Jun. 20, 2012**

(30) **Foreign Application Priority Data**

Dec. 20, 2011 (JP) 2011-029507

(51) **LOC (9) Cl.** **14-01**

(52) **U.S. Cl.**
USPC **D14/205**

(58) **Field of Classification Search**
USPC D14/205, 223, 188, 192, 206; 181/129,
181/130, 135; 379/430, 431; 381/380, 381;
455/90.3, 569.2, 575.3

See application file for complete search history.

(56) **References Cited**

U.S. PATENT DOCUMENTS

4,646,872	A	*	3/1987	Kamon et al.	181/129
D469,753	S	*	2/2003	Andre et al.	D14/205
D558,735	S	*	1/2008	Carr et al.	D14/206
D569,841	S	*	5/2008	Chung et al.	D14/205
D584,284	S	*	1/2009	Carr et al.	D14/206
D599,778	S	*	9/2009	Ando	D14/205
D624,902	S	*	10/2010	Kolton	D14/205
D626,117	S	*	10/2010	Lowry	D14/223

D636,756	S	*	4/2011	Fahrendorff et al.	D14/205
D637,999	S	*	5/2011	Brunner et al.	D14/205
D641,008	S	*	7/2011	Lee et al.	D14/223
D641,737	S	*	7/2011	Krauss et al.	D14/223
D643,414	S	*	8/2011	Lee et al.	D14/223
D651,180	S	*	12/2011	Lee et al.	D13/154
D652,817	S	*	1/2012	Lee et al.	D14/205
D653,235	S	*	1/2012	McManigal	D14/205
D656,129	S	*	3/2012	Kelly et al.	D14/223
D659,117	S	*	5/2012	Krauss et al.	D14/205
D666,580	S	*	9/2012	Lee et al.	D14/223
D666,996	S	*	9/2012	Hardi et al.	D14/223
D668,632	S	*	10/2012	Enquist	D14/205
D674,373	S	*	1/2013	Combs et al.	D14/205

* cited by examiner

Primary Examiner — Paula Greene

(74) *Attorney, Agent, or Firm* — Peter A. Nieves; Sheehan
Phinney Bass + Green PA

(57) **CLAIM**

I claim the ornamental design for earphones, as shown and described.

DESCRIPTION

FIG. 1 is a front perspective view of earphones showing my new design, the cord is drawn broken away for indeterminate length;

FIG. 2 is a front view of the earphones;

FIG. 3 is a back view of the earphones;

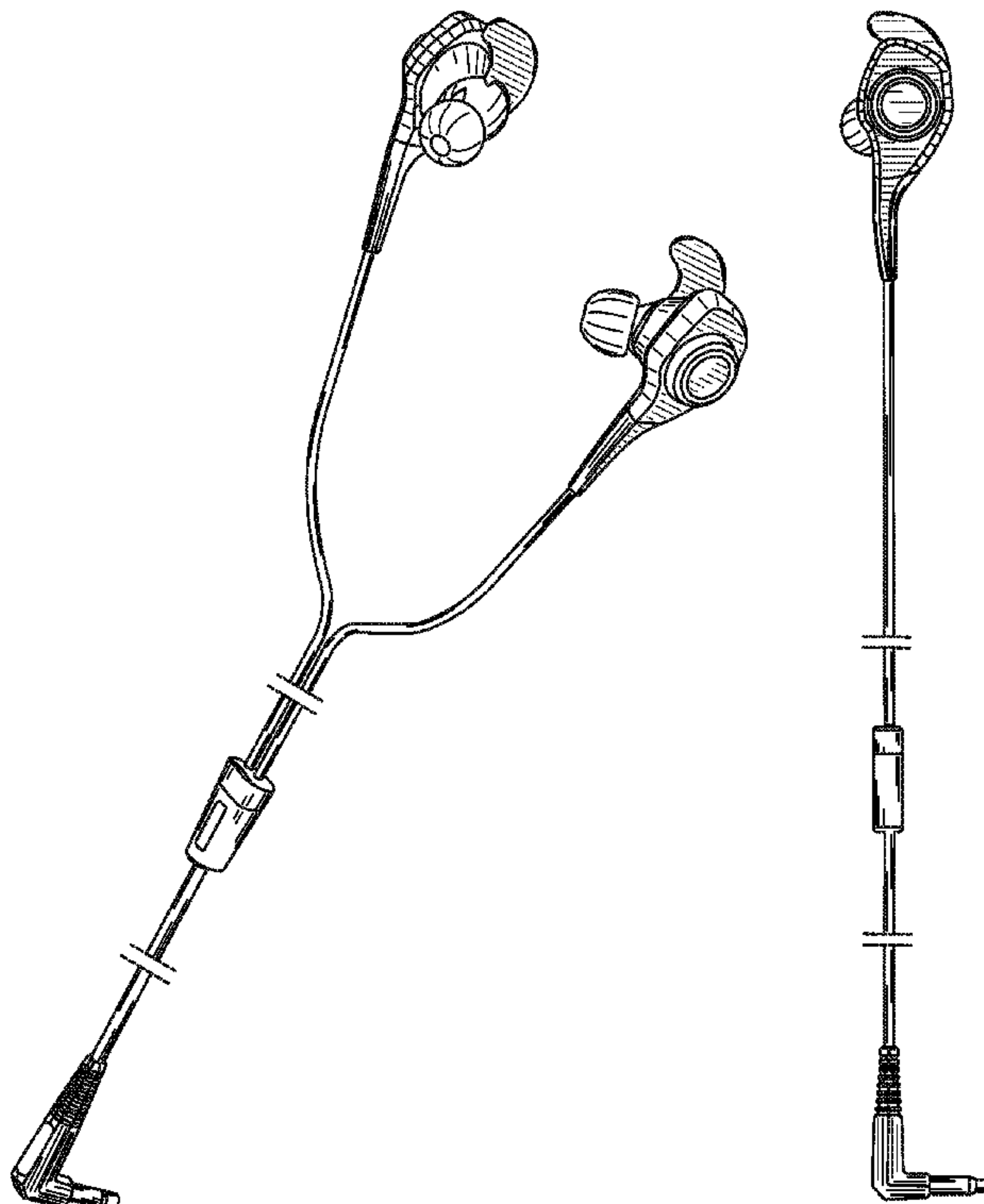
FIG. 4 is a top view of the earphones;

FIG. 5 is a bottom view of the earphones;

FIG. 6 is a left view of the earphones; and,

FIG. 7 is a right side view of the earphones.

1 Claim, 7 Drawing Sheets



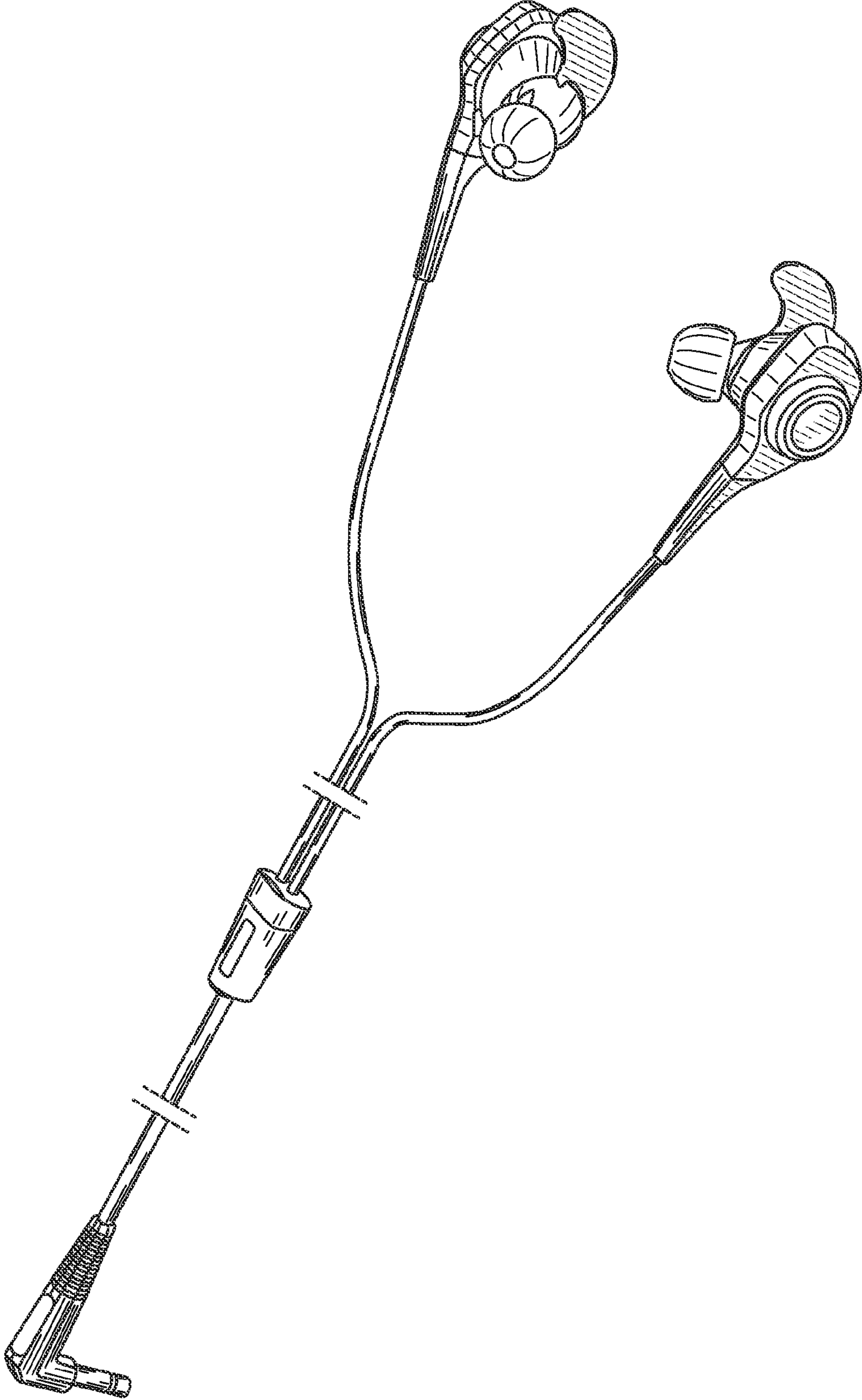


FIG. 1

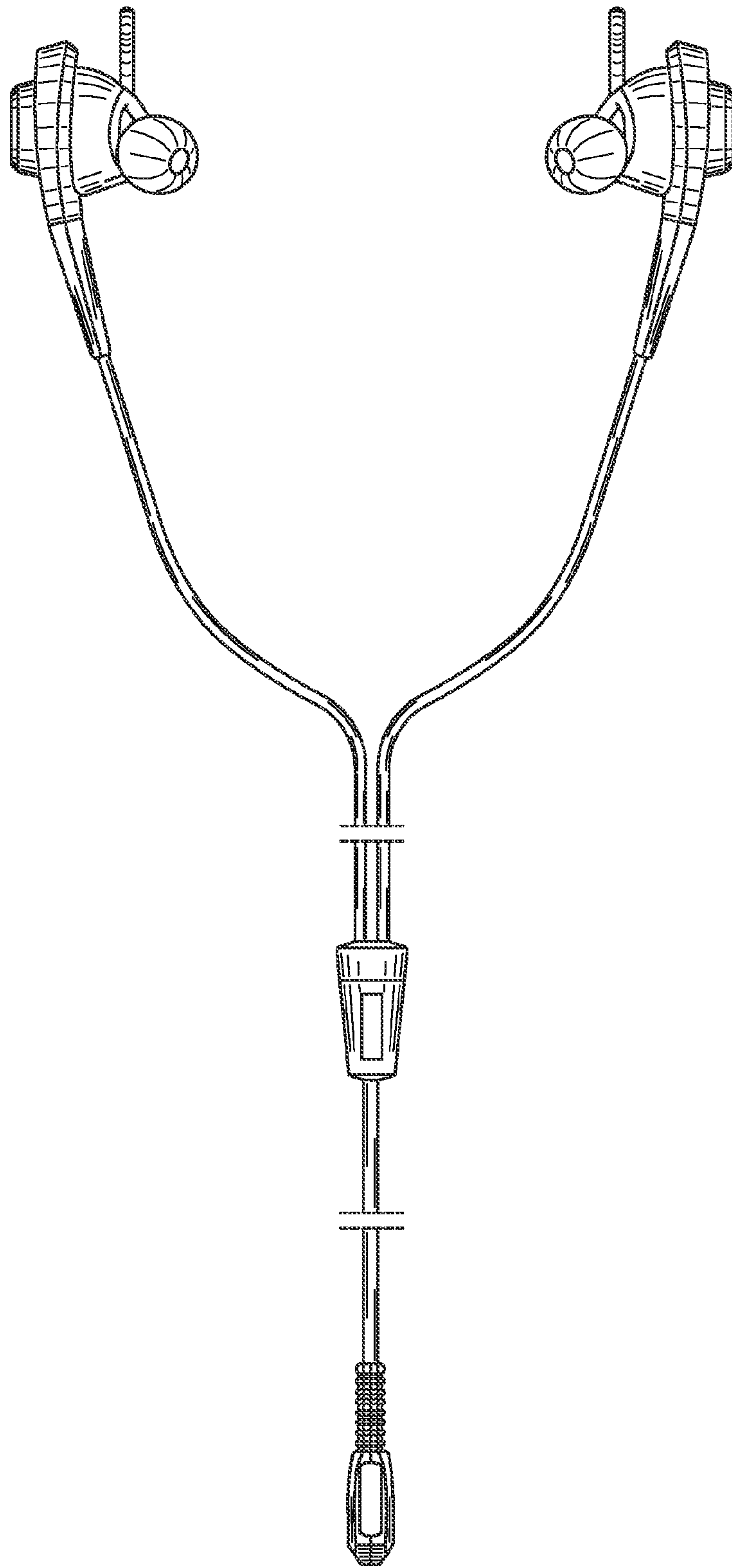


FIG. 2

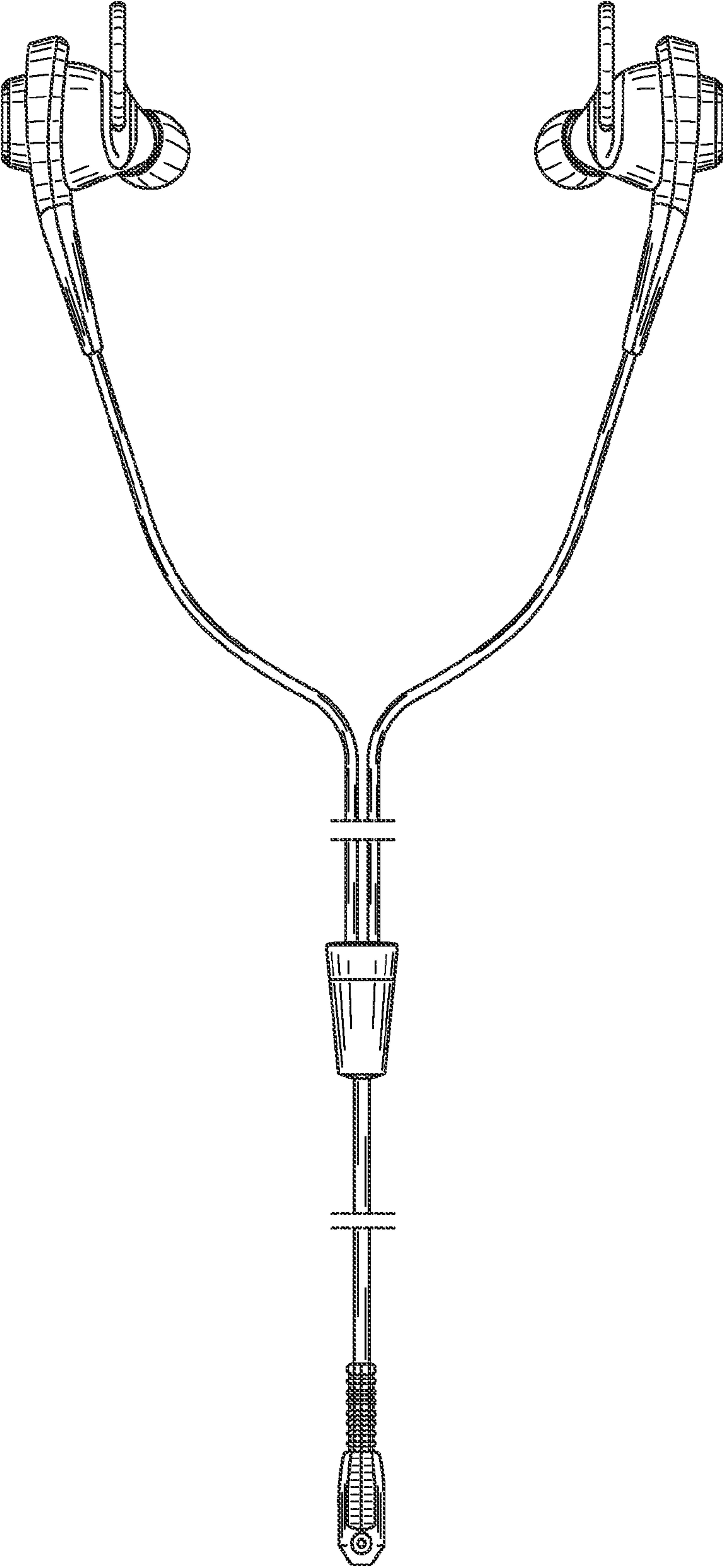


FIG. 3

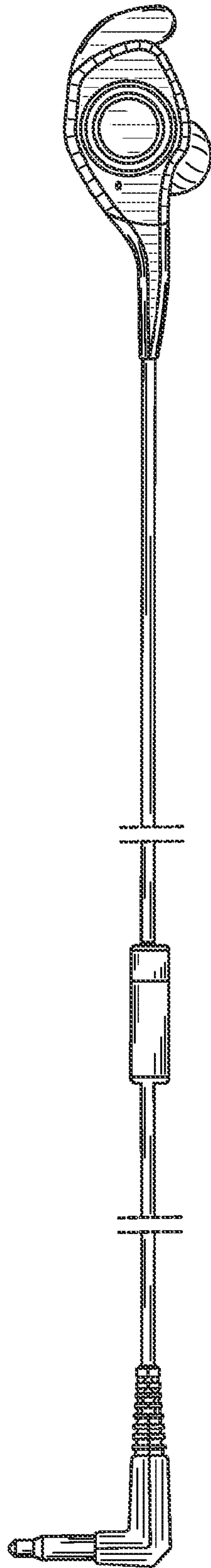


FIG. 4

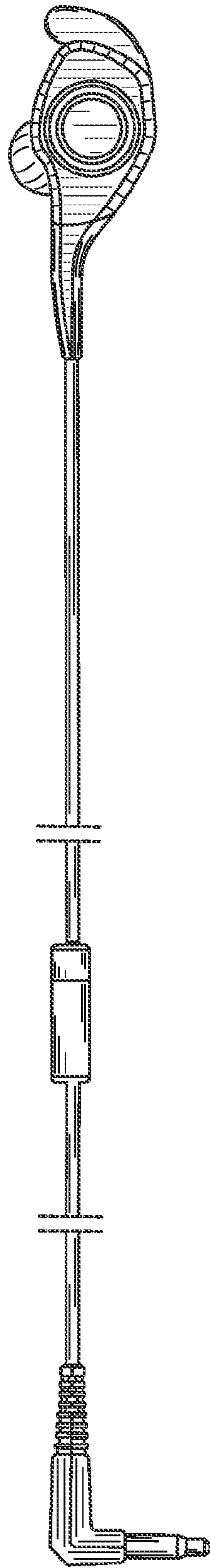


FIG. 5

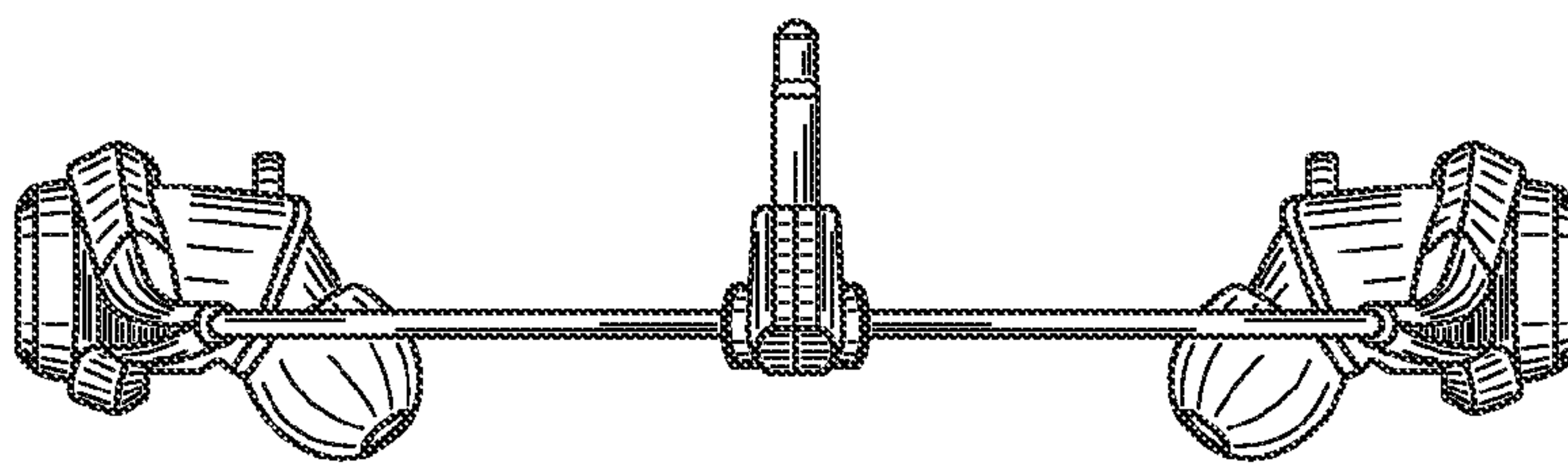


FIG. 6

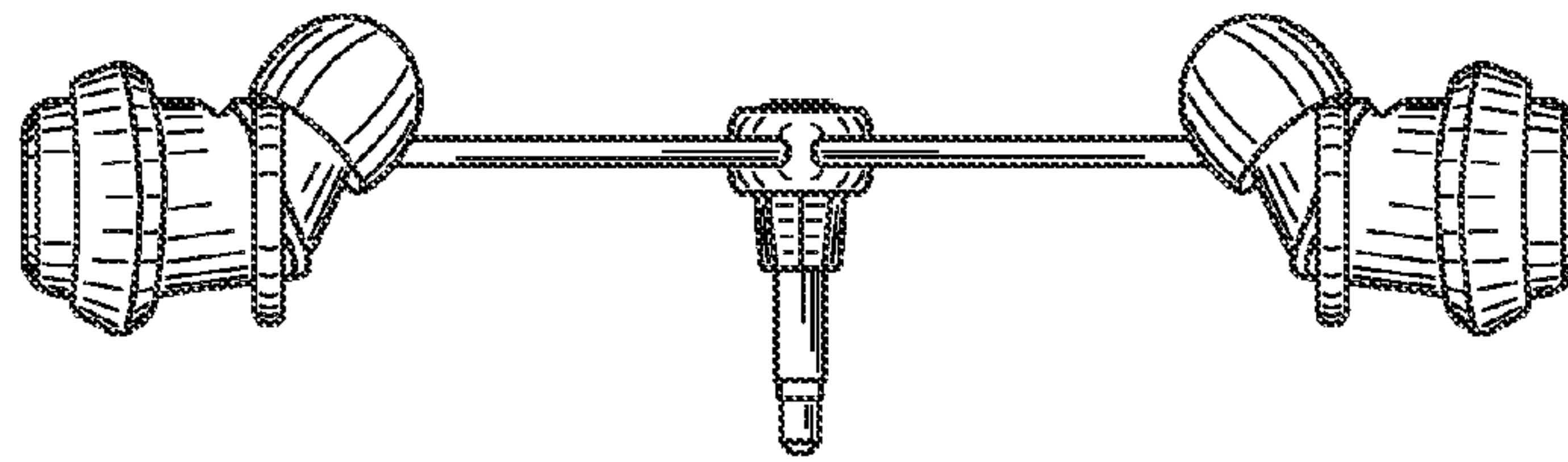


FIG.7