



US00D693309S

(12) **United States Design Patent**
Lee et al.

(10) **Patent No.:** **US D693,309 S**
(45) **Date of Patent:** **** Nov. 12, 2013**

(54) **CONNECTOR HOUSING**
(75) Inventors: **Noel Lee**, Las Vegas, NV (US);
Kendrew Lee, Hong Kong (HK); **Jacky Hsiung**, San Jose, CA (US)

(73) Assignee: **Monster, LLC**, Las Vegas, NV (US)

(**) Term: **14 Years**

(21) Appl. No.: **29/425,829**

(22) Filed: **Jun. 27, 2012**

(51) **LOC (9) Cl.** **13-03**

(52) **U.S. Cl.**
USPC **D13/147; D13/154**

(58) **Field of Classification Search**
USPC D13/133, 146-147, 153, 154, 184;
439/350, 447, 607.01, 607.04, 607.07,
439/607.08, 607.09, 607.11, 607.13,
439/607.14, 607.25, 607.31, 607.32,
439/607.36, 607.4, 607.46, 607.53, 660,
439/677, 680-682

See application file for complete search history.

(56) **References Cited**

U.S. PATENT DOCUMENTS

D453,320 S *	2/2002	Sugino	D13/147
D453,498 S *	2/2002	Fujita	D13/147
D473,194 S	4/2003	Lee		
D475,348 S *	6/2003	D'Addario et al.	D13/133
D490,779 S	6/2004	Lee		
D514,523 S *	2/2006	Lee et al.	D13/156
D517,497 S	3/2006	Lee		
D549,174 S *	8/2007	Lee et al.	D13/133

D553,568 S *	10/2007	Lee et al.	D13/133
D555,094 S *	11/2007	Victor	D13/133
D563,872 S *	3/2008	Lee et al.	D13/133
D586,293 S *	2/2009	Fujino	D13/133
D586,750 S *	2/2009	Li	D13/133
7,484,990 B1	2/2009	Lee		
D645,022 S *	9/2011	Lee et al.	D14/205
D651,211 S *	12/2011	Lee et al.	D14/435.1
D659,144 S *	5/2012	Lee et al.	D14/435.1
D659,145 S *	5/2012	Lee et al.	D14/435.1

* cited by examiner

Primary Examiner — Thomas Johannes

(74) *Attorney, Agent, or Firm* — LaRiviere, Grubman & Payne, LLP

(57) **CLAIM**

The ornamental design for a connector housing, as shown and described.

DESCRIPTION

FIG. 1 is a front perspective view of a connector housing, showing our design;

FIG. 2 is a rear perspective view thereof;

FIG. 3 is rear view thereof;

FIG. 4 is a front view thereof;

FIG. 5 is a side view thereof;

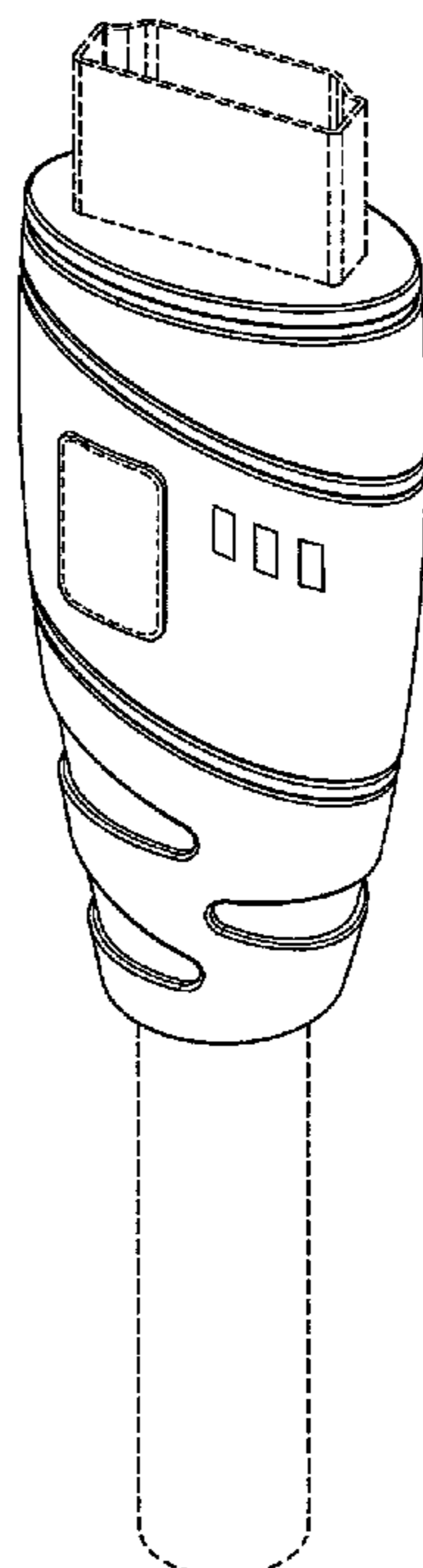
FIG. 6 is an opposing side view thereof;

FIG. 7 is an end view thereof; and,

FIG. 8 is an opposing end view thereof.

The broken lines showing the environment show unclaimed subject matter only and form no part of the claimed design.

1 Claim, 4 Drawing Sheets



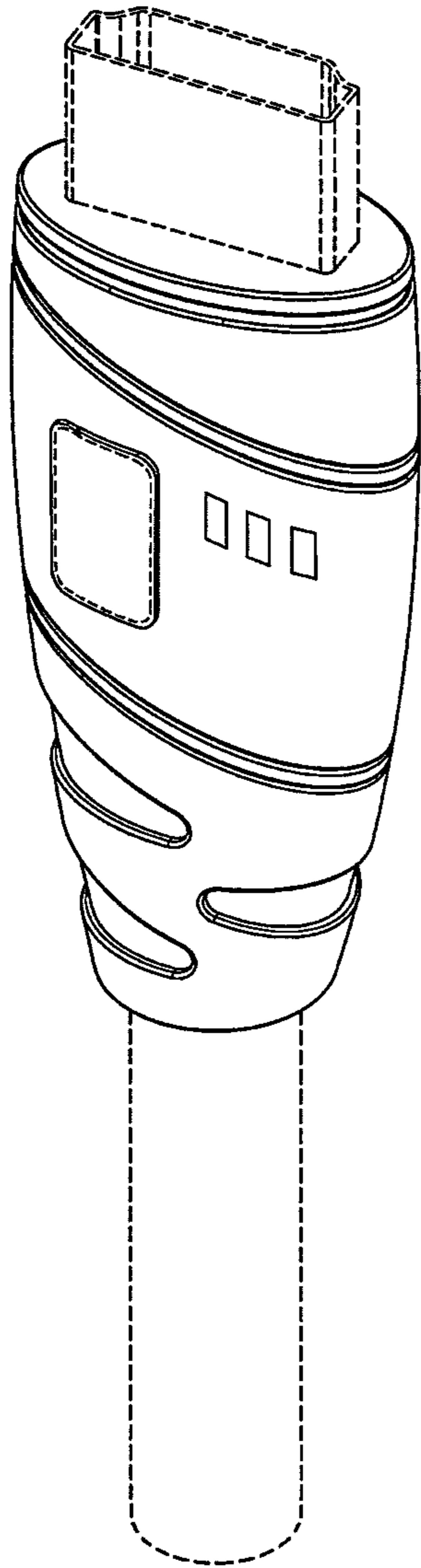


Figure 1

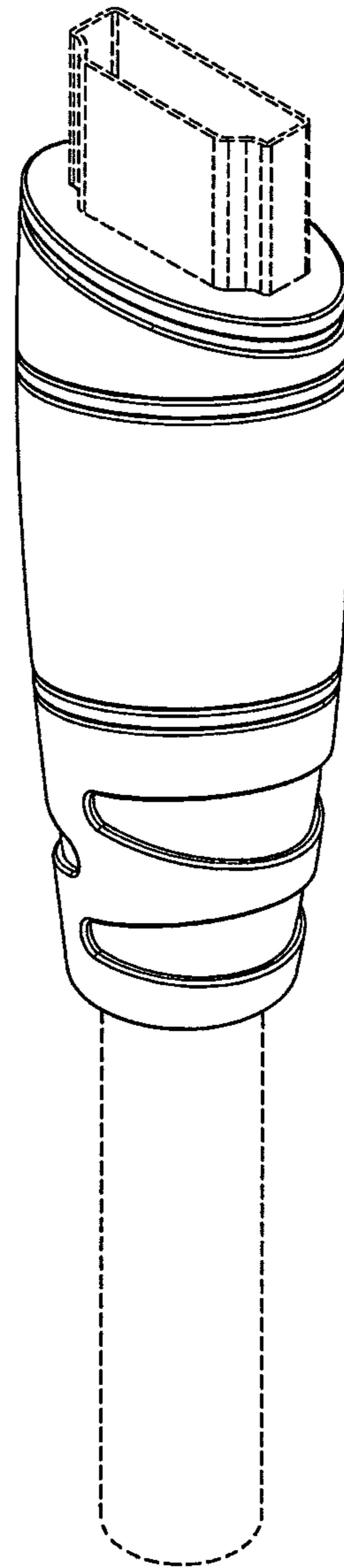


Figure 2

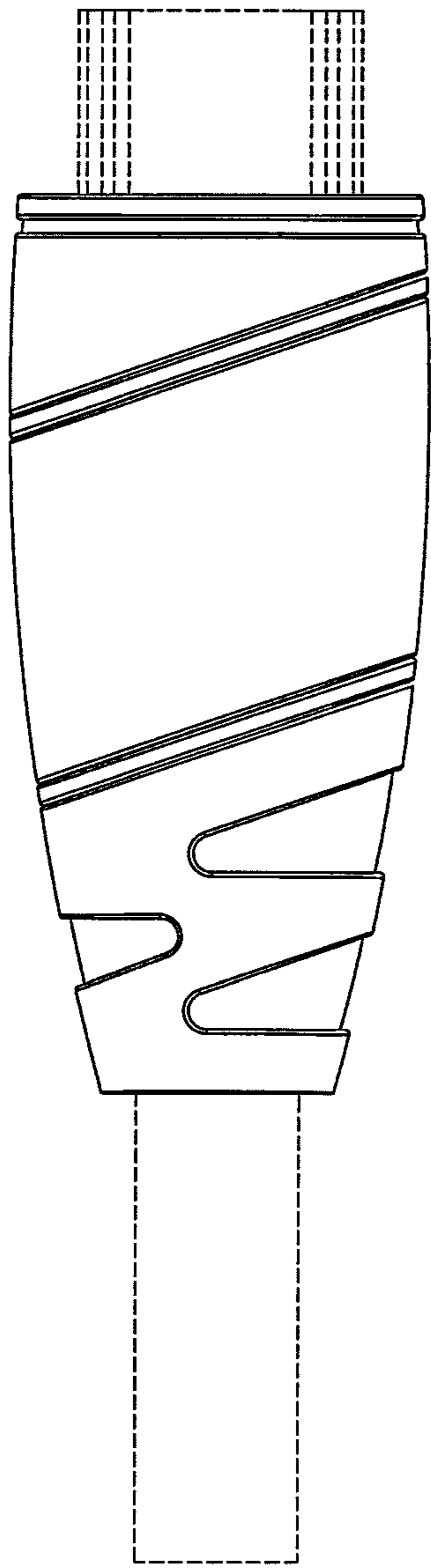


Figure 3

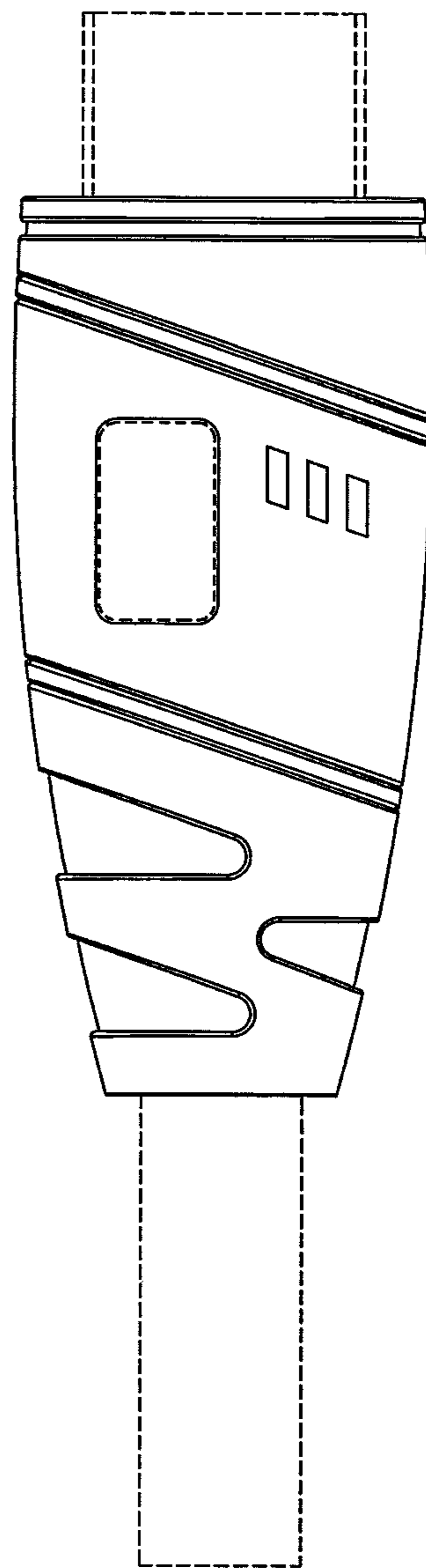


Figure 4

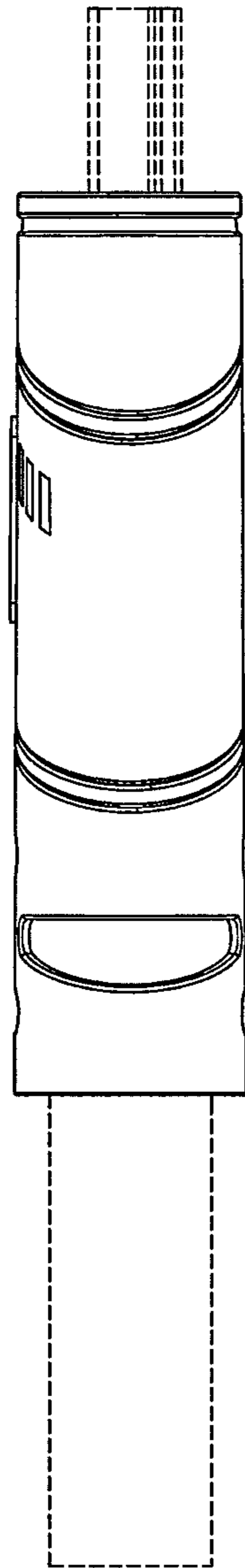


Figure 5




Figure 6

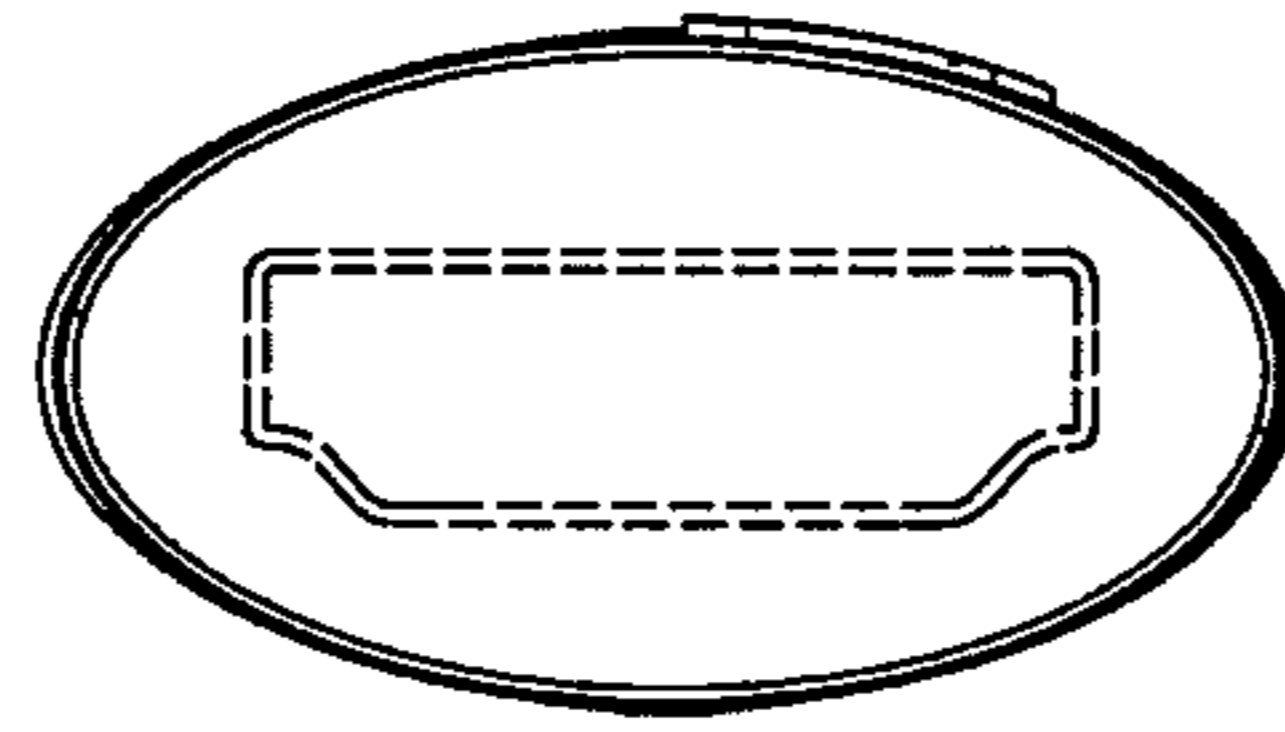


Figure 7

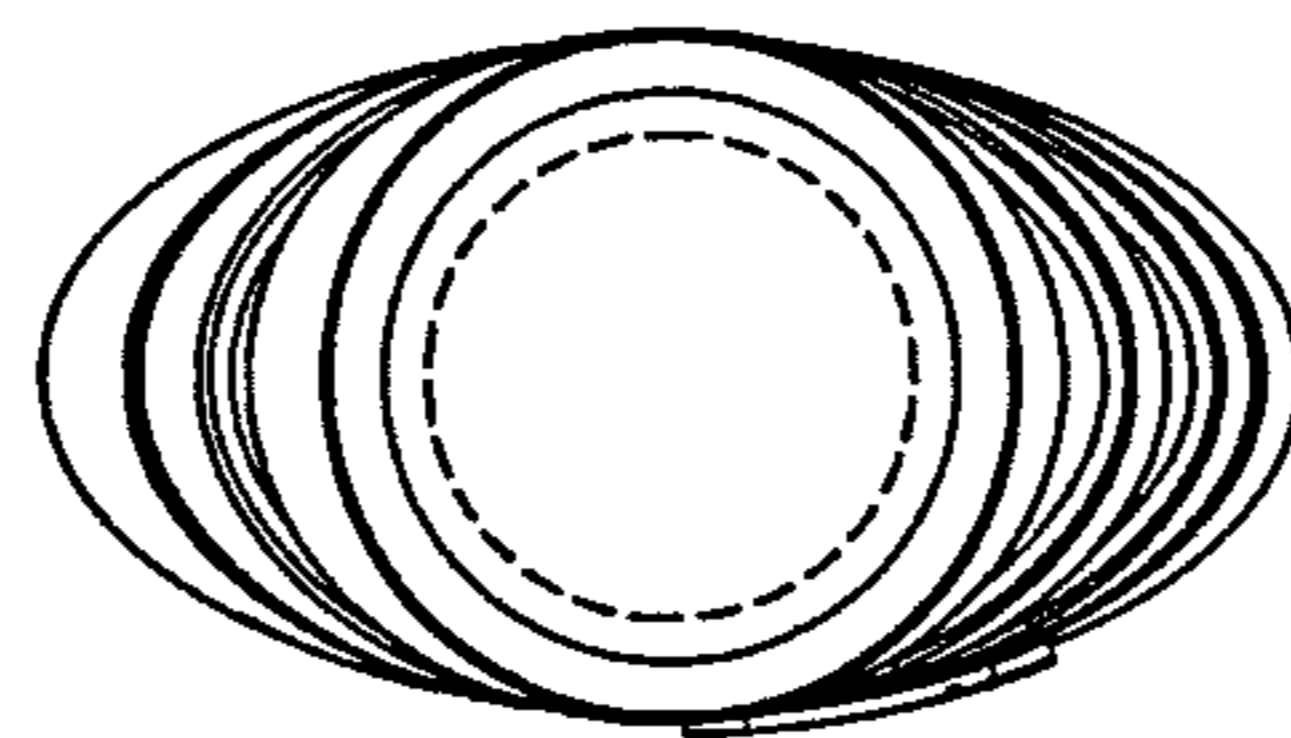


Figure 8