

US00D693299S

(12) **United States Design Patent**
Zaslavsky et al.

(10) **Patent No.:** **US D693,299 S**

(45) **Date of Patent:** **** *Nov. 12, 2013**

(54) **WIRELESS VIDEO ADAPTER DEVICE WITH VIDEO CONNECTOR**

(71) Applicant: **WebTuner, Corporation**, Redmond, WA (US)

(72) Inventors: **Eduard Zaslavsky**, Issaquah, WA (US);
Thomas Edward Nichols, Redmond, WA (US)

(73) Assignee: **WebTuner, Corp.**, Redmond, WA (US)

(*) Notice: This patent is subject to a terminal disclaimer.

(**) Term: **14 Years**

(21) Appl. No.: **29/451,589**

(22) Filed: **Apr. 4, 2013**

(51) **LOC (9) Cl.** **13-02**

(52) **U.S. Cl.**
USPC **D13/110**

(58) **Field of Classification Search**
USPC D13/110, 107, 108, 123, 133, 137.1,
D13/199; 174/53, 54, 59, 61; 307/150, 151;
320/111, 114; 363/140, 142, 143, 146;
439/105, 166, 171-173, 218, 518, 692,
439/956; D14/239, 240, 242, 357, 358,
D14/496, 507, 511

See application file for complete search history.

(56) **References Cited**

U.S. PATENT DOCUMENTS

5,744,934 A * 4/1998 Wu 320/111
D503,679 S * 4/2005 Andre et al. D13/110
D573,946 S * 7/2008 Ledbetter et al. D13/110

D595,223 S * 6/2009 Yamamoto et al. D13/108
D595,224 S * 6/2009 Seil et al. D13/110
D601,500 S * 10/2009 Green et al. D13/110
D602,430 S * 10/2009 Green et al. D13/110
D611,415 S * 3/2010 Andre et al. D13/138.1
D615,556 S * 5/2010 Yeo et al. D14/496
D626,951 S * 11/2010 Ding D14/240
D643,807 S * 8/2011 Jiang D13/103
2009/0237031 A1 * 9/2009 McSweyn et al. 320/114

OTHER PUBLICATIONS

Office Action Received from Korean IPO (and Translation thereof) for Korean Application No. 30-2012-0050638, Dated Jul. 23, 2013.

Office Action Received from Japanese IPO (and Translation thereof) for Japanese Application No. 2012-25855, Dated Sep. 9, 2013.

* cited by examiner

Primary Examiner — Derrick Holland

(74) *Attorney, Agent, or Firm* — Remenick, PLLC

(57) **CLAIM**

The ornamental design for a wireless video adapter device with video connector, as shown and described.

DESCRIPTION

FIG. 1 is a perspective view of a wireless video adapter device with video connector showing our new design;

FIG. 2 is a side view thereof;

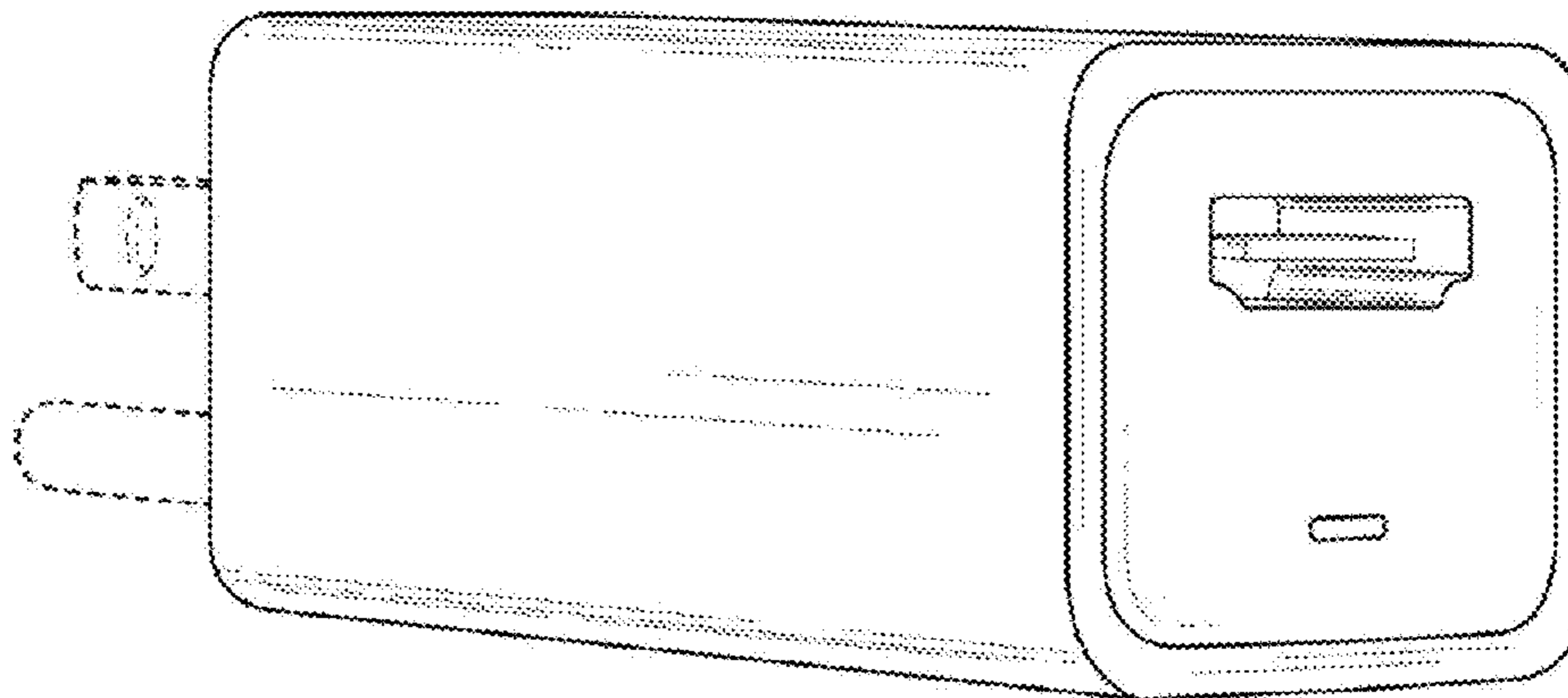
FIG. 3 is a top plan view thereof, the bottom plan being identical;

FIG. 4 is a front view thereof; and,

FIG. 5 is a back view thereof.

The broken lines shown represent unclaimed subject matter and form no part of the claimed design.

1 Claim, 2 Drawing Sheets



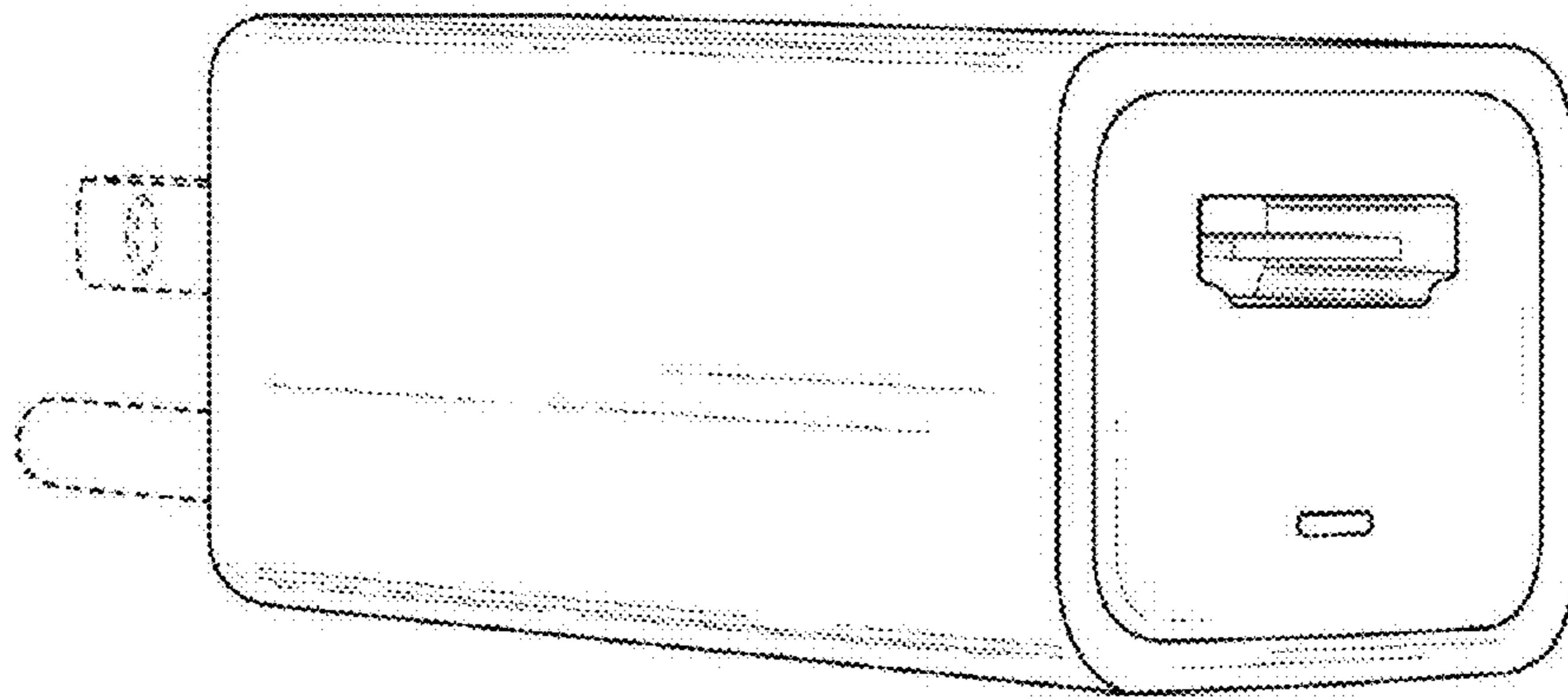


FIG. 1




FIG. 2




FIG. 3

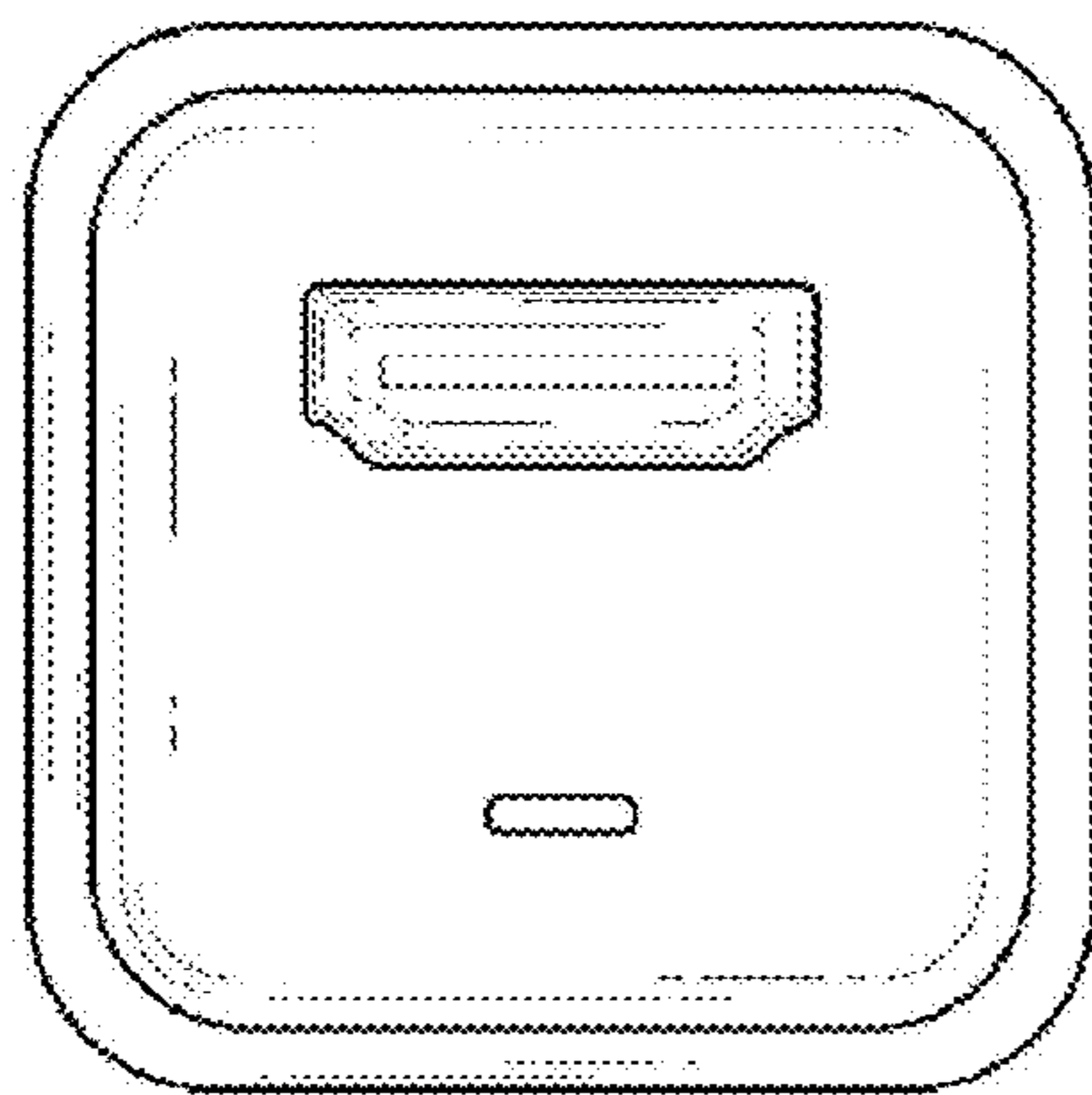


FIG. 4

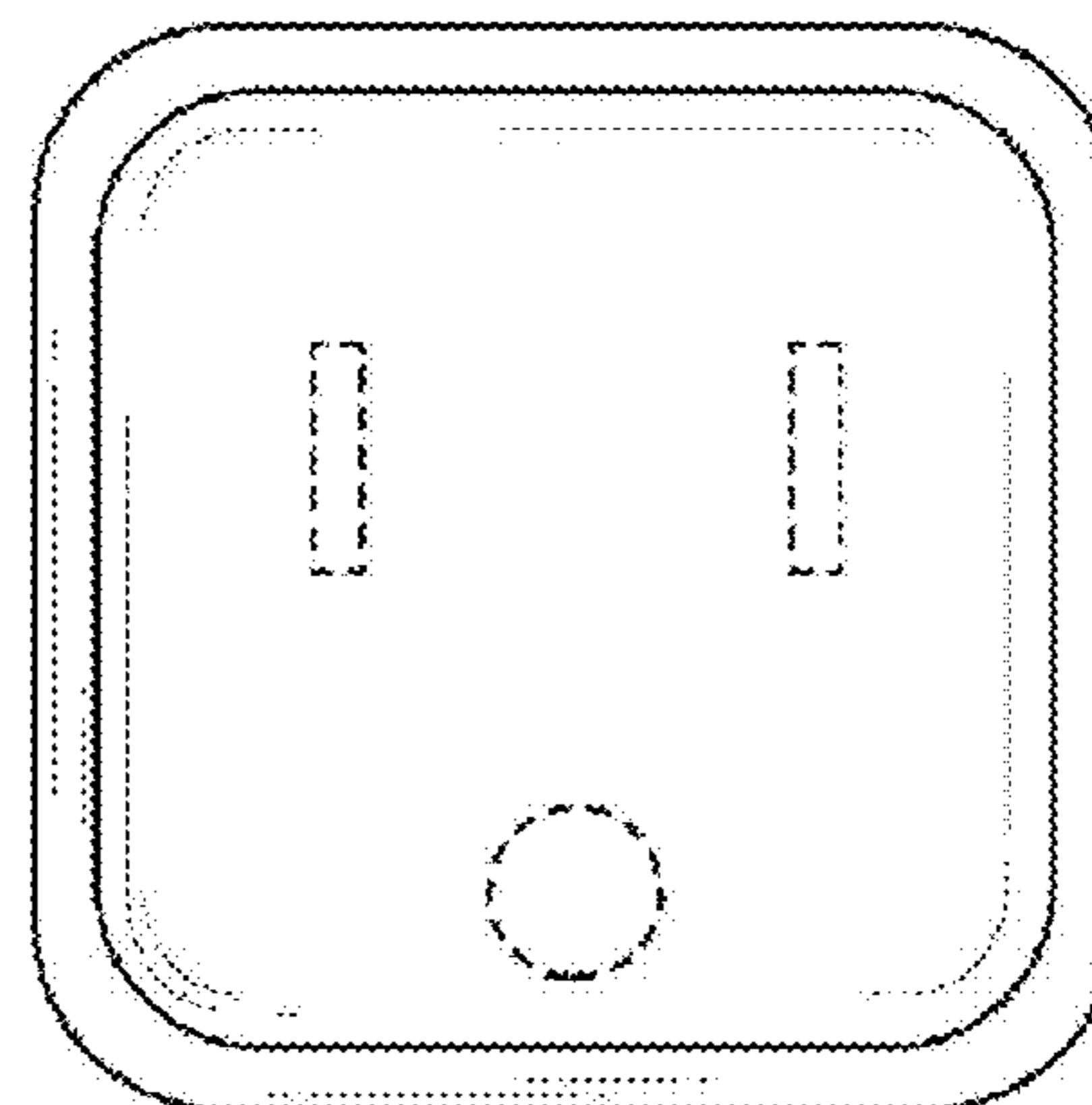


FIG. 5