



US00D693272S

(12) **United States Design Patent**  
**Burki et al.**

(10) **Patent No.:** **US D693,272 S**  
(45) **Date of Patent:** **\*\* Nov. 12, 2013**

(54) **VEHICLE, TOY, AND/OR REPLICAS THEREOF**

(75) Inventors: **Emiel Burki**, Stuttgart (DE); **Klaus Frenzel**, Stuttgart (DE); **Teckkoun Kim**, Stuttgart (DE); **Steffen Koehl**, Stuttgart (DE); **Diederik Vanbrabant**, Stuttgart (DE); **Gorden Wagener**, Stuttgart (DE)

(73) Assignee: **Daimler AG**, Stuttgart (DE)

(\*\*) Term: **14 Years**

(21) Appl. No.: **29/424,163**

(22) Filed: **Jun. 8, 2012**

(30) **Foreign Application Priority Data**

Dec. 9, 2011 (EM) ..... 001960212-0002

(51) **LOC (9) Cl.** ..... **12-08**

(52) **U.S. Cl.**  
USPC ..... **D12/90**

(58) **Field of Classification Search**  
USPC ..... D12/86, 90-92; D21/424, 433, 434;  
296/181.1, 181.5  
See application file for complete search history.

(56) **References Cited**

**U.S. PATENT DOCUMENTS**

D626,033 S \* 10/2010 Browne ..... D12/86  
D647,820 S \* 11/2011 Jang ..... D12/91  
D660,747 S \* 5/2012 Koehl et al. .... D12/90  
D664,896 S \* 8/2012 Szews et al. .... D12/91

D668,581 S \* 10/2012 Kim et al. .... D12/86  
D671,035 S \* 11/2012 Bischoff et al. .... D12/91  
D675,961 S \* 2/2013 Nagafuchi et al. .... D12/91  
D680,028 S \* 4/2013 Ramaciotti ..... D12/91  
D684,091 S \* 6/2013 Frenzel et al. .... D12/90

\* cited by examiner

*Primary Examiner* — Melody Brown

(74) *Attorney, Agent, or Firm* — Crowell & Moring LLP

(57) **CLAIM**

The ornamental design for a vehicle, toy, and/or replicas thereof, as shown and described.

**DESCRIPTION**

This application contains subject matter related to the following co-pending U.S. design patent application:

Application Ser. No. 29/424,161, filed herewith and entitled “Vehicle, Toy, and/or Replicas Thereof”.

FIG. 1 is a left, front perspective view of a vehicle, toy, and/or replicas thereof according to our design, the right, front perspective view being mirror symmetrical;

FIG. 2 is a left, rear perspective view thereof, the right, rear perspective view being mirror symmetrical;

FIG. 3 is a left side view thereof;

FIG. 4 is a right side view thereof;


FIG. 5 is a front view thereof;

FIG. 6 is a rear view thereof; and,

FIG. 7 is a top view thereof.

The broken lines are for illustrative purposes only and form no part of the claimed design.

**1 Claim, 7 Drawing Sheets**



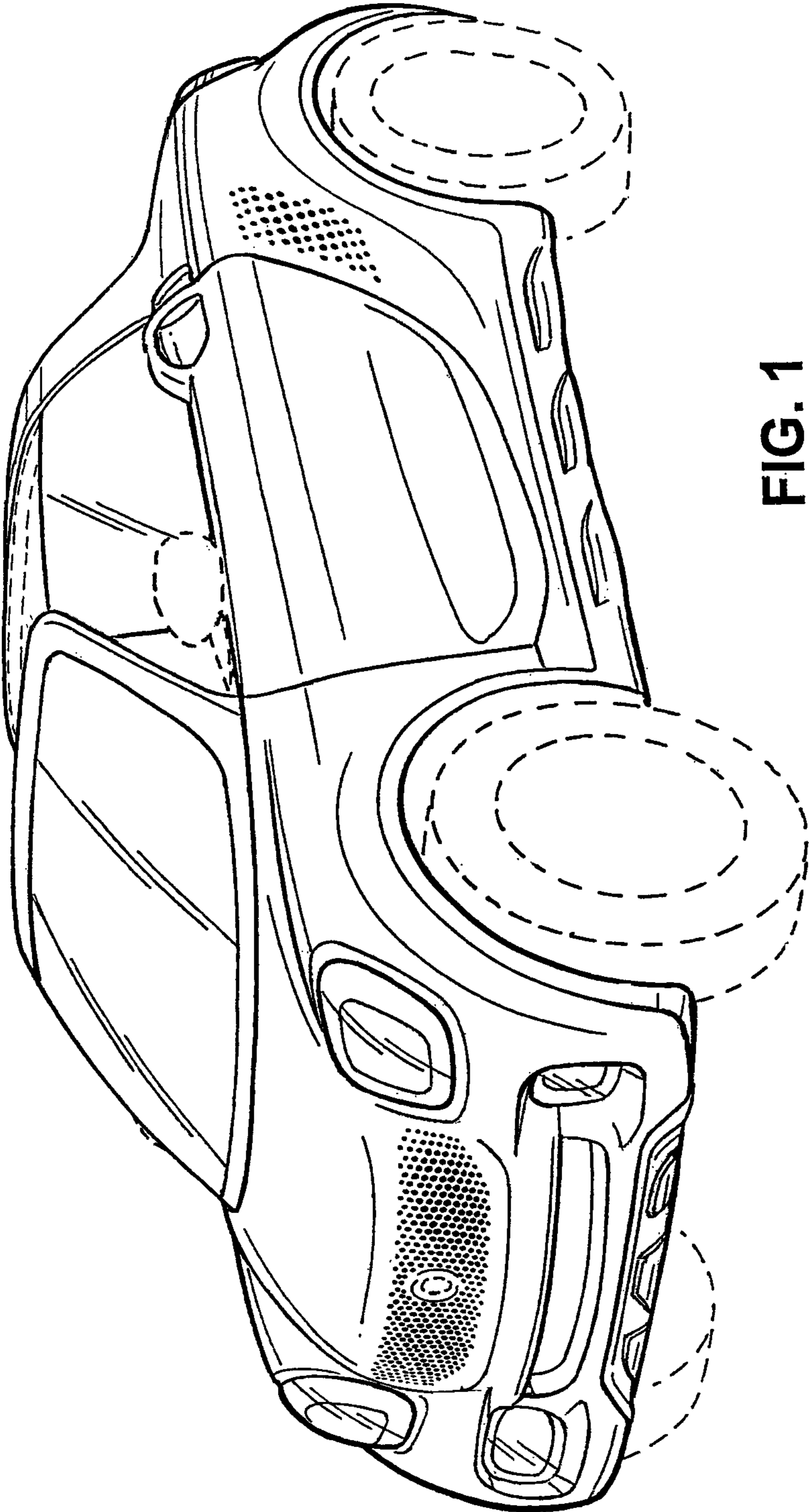


FIG. 1

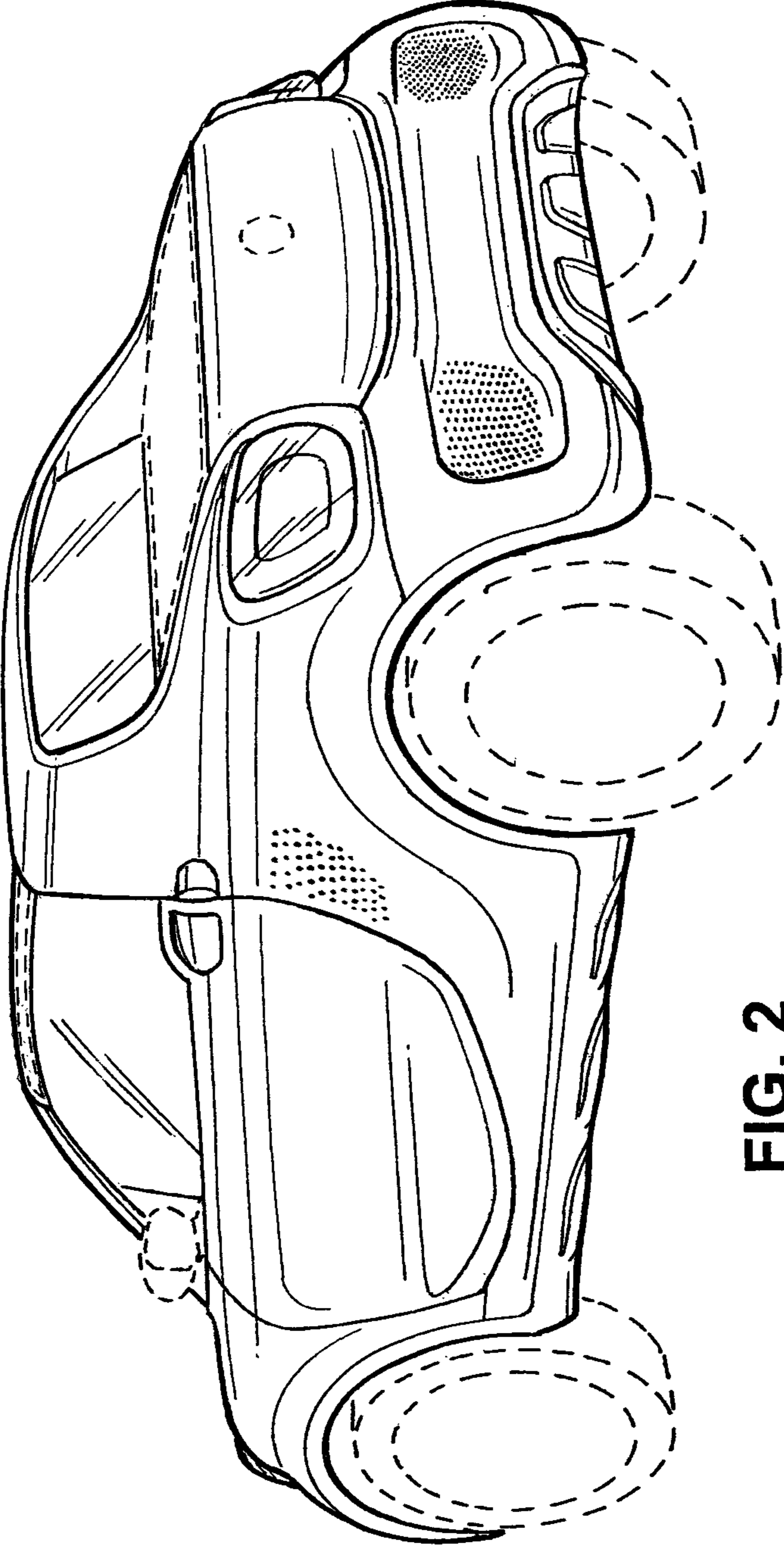


FIG. 2



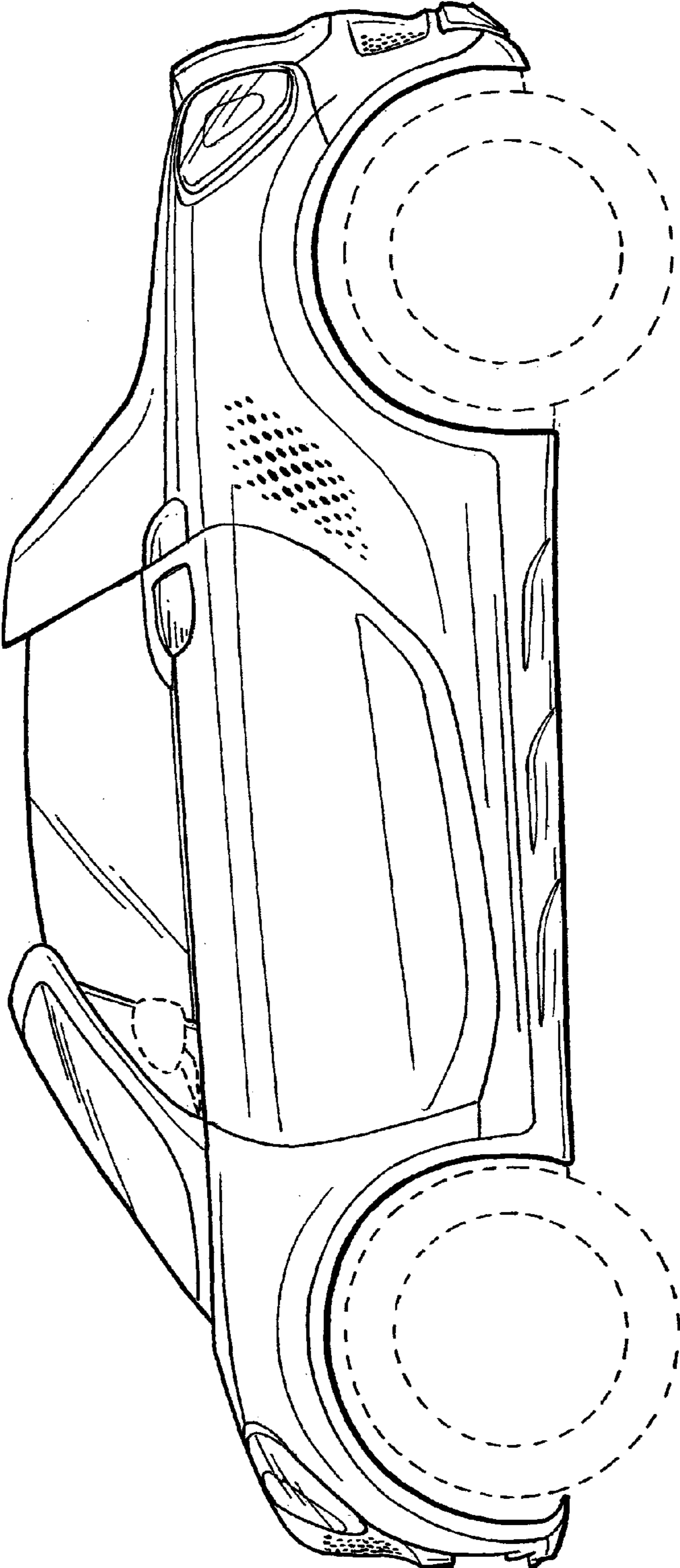


FIG. 3

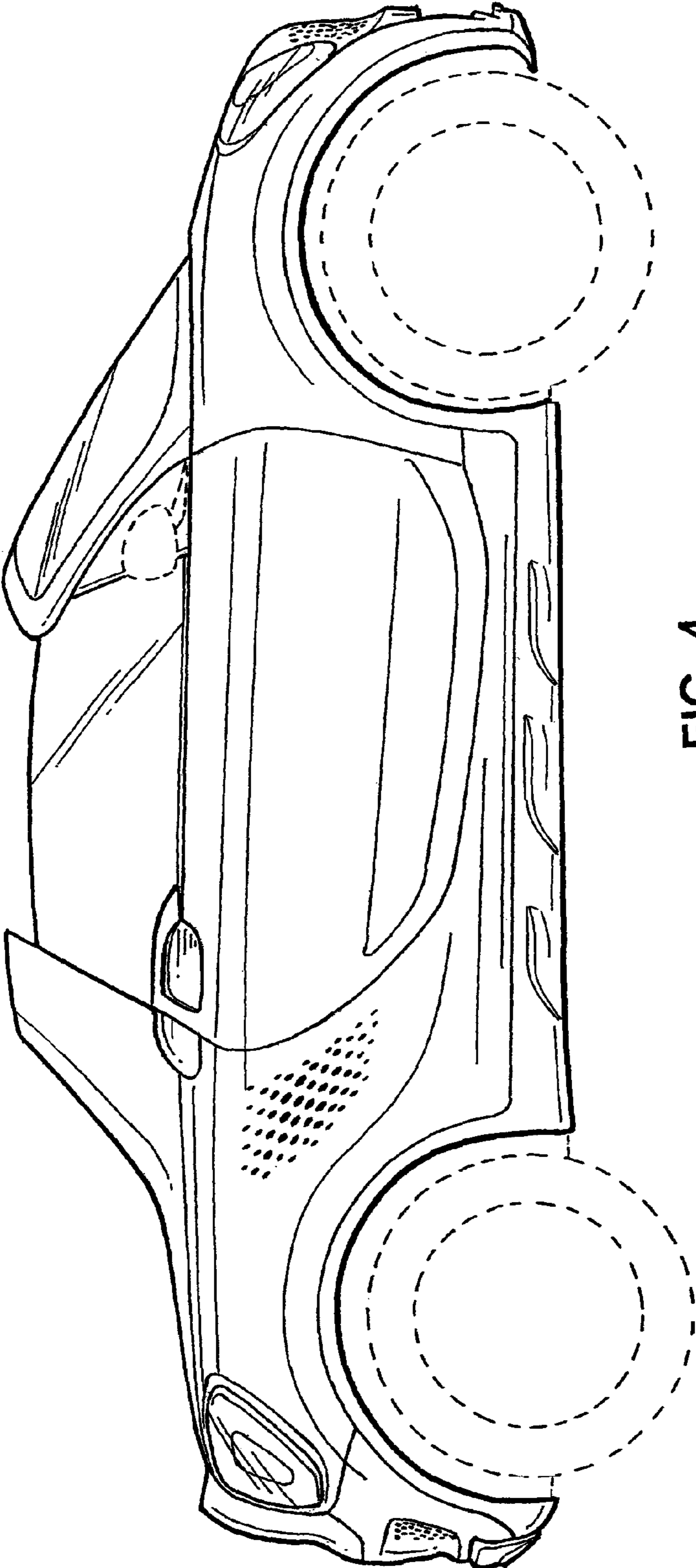


FIG. 4




FIG. 5




FIG. 6

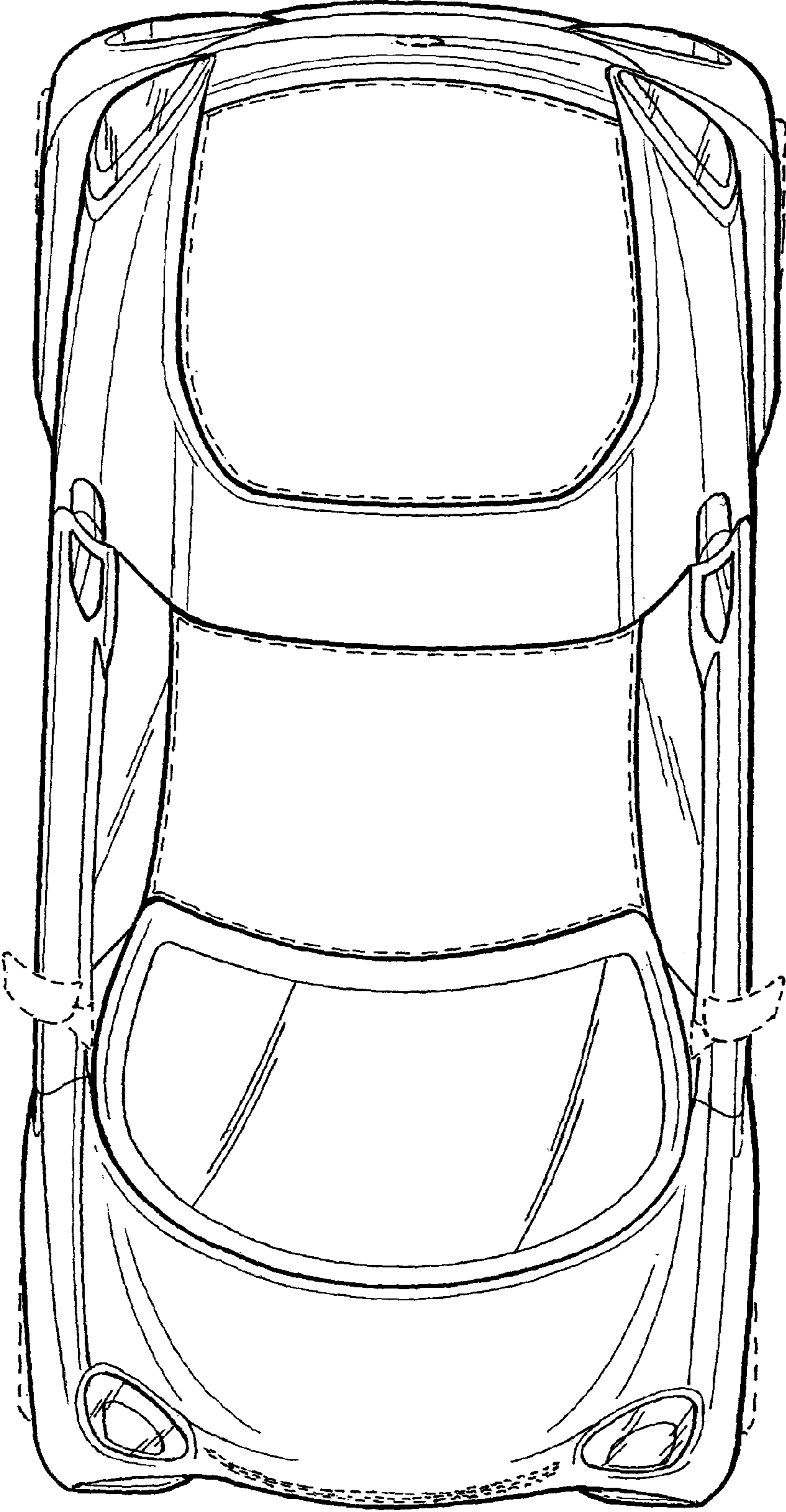


FIG. 7