



US00D693265S

(12) **United States Design Patent**  
**Naha**

(10) **Patent No.:** **US D693,265 S**

(45) **Date of Patent:** **\*\* Nov. 12, 2013**

(54) **PRODUCE DISPLAY TRAY**  
(75) Inventor: **Richard Steven Naha**, Denver, CO (US)  
(73) Assignee: **Circle Fresh Farms, LLC**, Denver, CO (US)  
(\*\*) Term: **14 Years**

D446,157 S \* 8/2001 Glenn ..... D11/156  
D598,809 S \* 8/2009 Smith et al. .... D11/144  
D604,197 S \* 11/2009 Bissonnette et al. .... D11/144  
D638,743 S \* 5/2011 Bouchard et al. .... D11/143  
D646,129 S \* 10/2011 Hoff ..... D8/1  
D673,074 S \* 12/2012 Zhao ..... D11/156  
D675,804 S \* 2/2013 Albert et al. .... D34/27  
2004/0111967 A1\* 6/2004 Raap et al. .... 47/74  
2007/0271841 A1 11/2007 Bissonnette et al.

(21) Appl. No.: **29/408,143**  
(22) Filed: **Dec. 7, 2011**  
(51) **LOC (9) Cl.** ..... **11-02**  
(52) **U.S. Cl.**  
USPC ..... **D11/143**  
(58) **Field of Classification Search**  
USPC ..... D6/403-405, 556-558; D8/1;  
D11/143-156, 164; D19/77, 80, 81,  
D19/84; D25/100; D26/9-11, 16, 19;  
D34/1, 2, 4-6; D99/5, 19; 47/17, 32.4,  
47/32.5, 33, 39, 41.01, 41.1, 41.11-41.15,  
47/44-47, 65, 65.5, 65.9, 66.1, 66.6, 66.7,  
47/67-71

**FOREIGN PATENT DOCUMENTS**

EP 1606993 12/2005  
WO WO 2005/025299 3/2005

\* cited by examiner

*Primary Examiner* — Garth Rademaker  
(74) *Attorney, Agent, or Firm* — Todd Allenserbin;  
Nachmias, Morris & Alt, P.C.

(57) **CLAIM**  
I claim the ornamental design for a produce display tray, as shown and described.

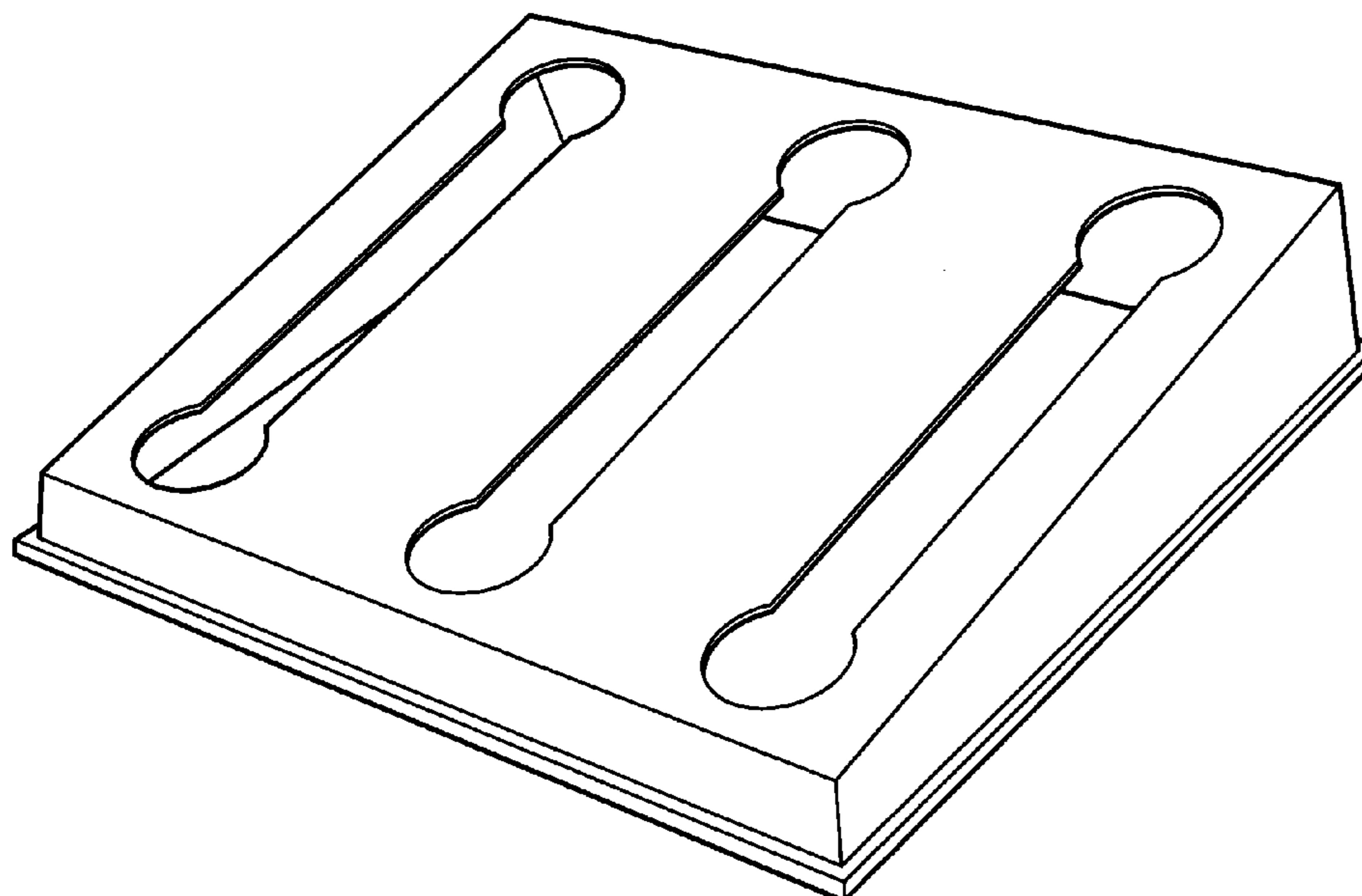
See application file for complete search history.

**DESCRIPTION**

(56) **References Cited**  
**U.S. PATENT DOCUMENTS**  
D195,581 S \* 7/1963 Hill ..... D6/405  
4,299,054 A 11/1981 Ware  
4,407,092 A 10/1983 Ware  
4,513,533 A 4/1985 Gething et al.  
D279,175 S \* 6/1985 Eklof ..... D11/164  
4,622,775 A 11/1986 Glenn et al.  
D288,998 S \* 3/1987 Wiggins ..... D6/405  
D294,548 S \* 3/1988 Wallace ..... D6/558

FIG. 1 is a top perspective view of a produce display tray showing the design;  
FIG. 2 is a left side view thereof;  
FIG. 3 is a right side view thereof;  
FIG. 4 is a top view thereof;  
FIG. 5 is a front view thereof;  
FIG. 6 is a rear view thereof; and,  
FIG. 7 is a bottom view thereof.

**1 Claim, 3 Drawing Sheets**



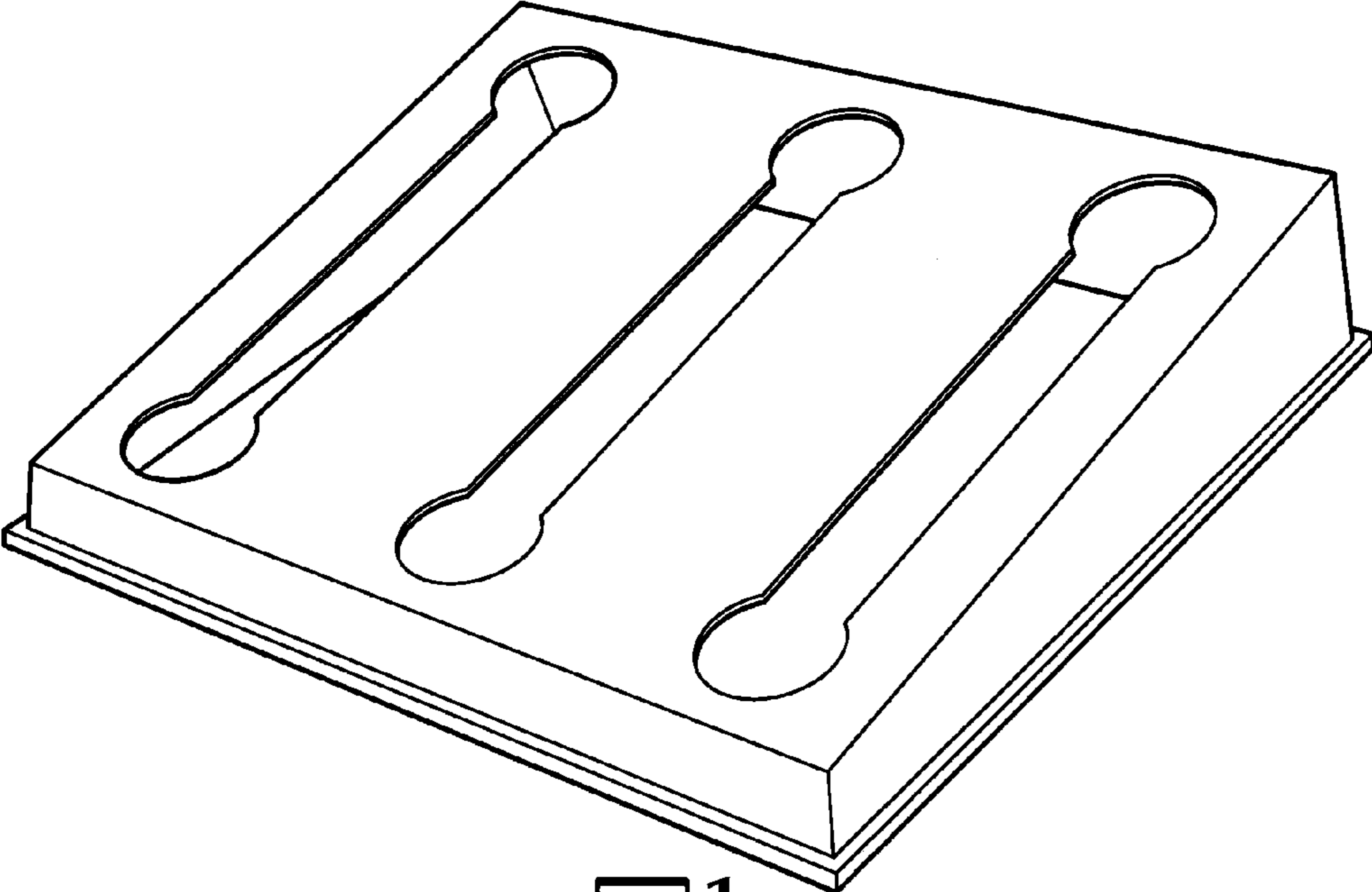


FIG. 1



FIG. 2




FIG. 3

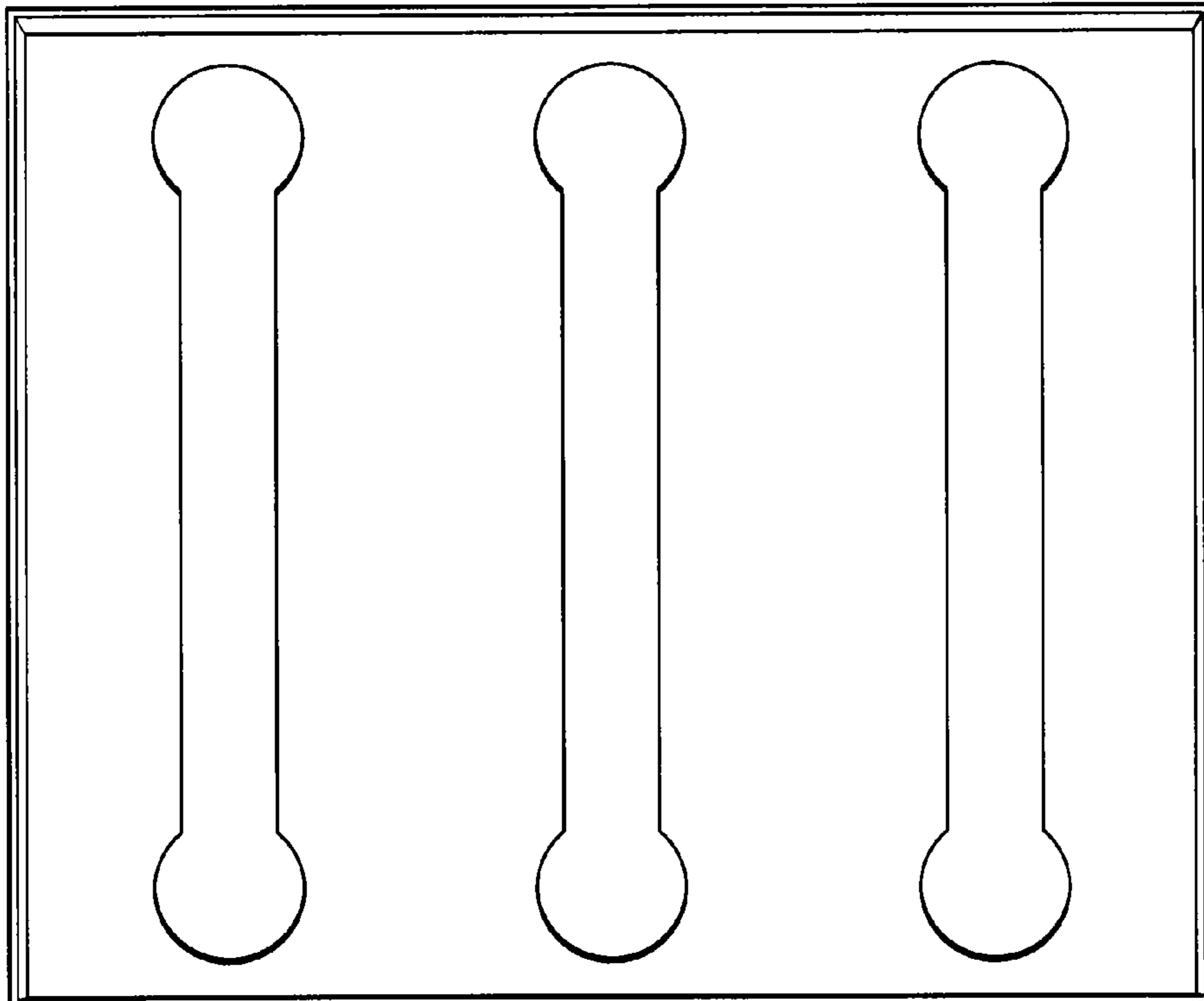


FIG. 4

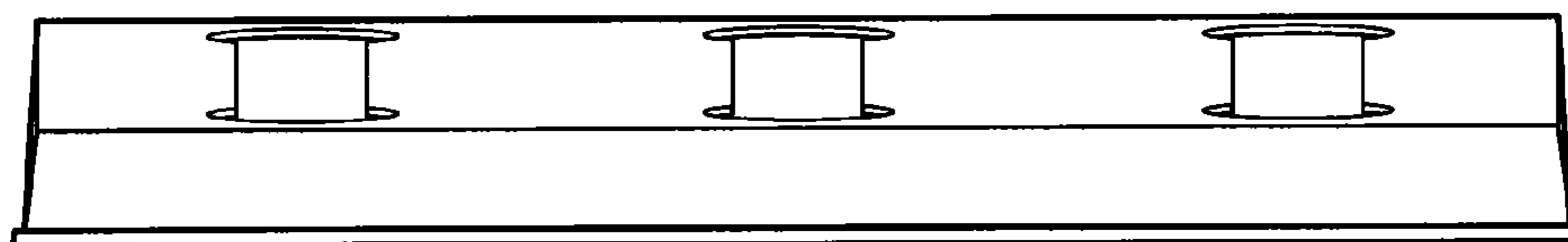


FIG. 5



FIG. 6

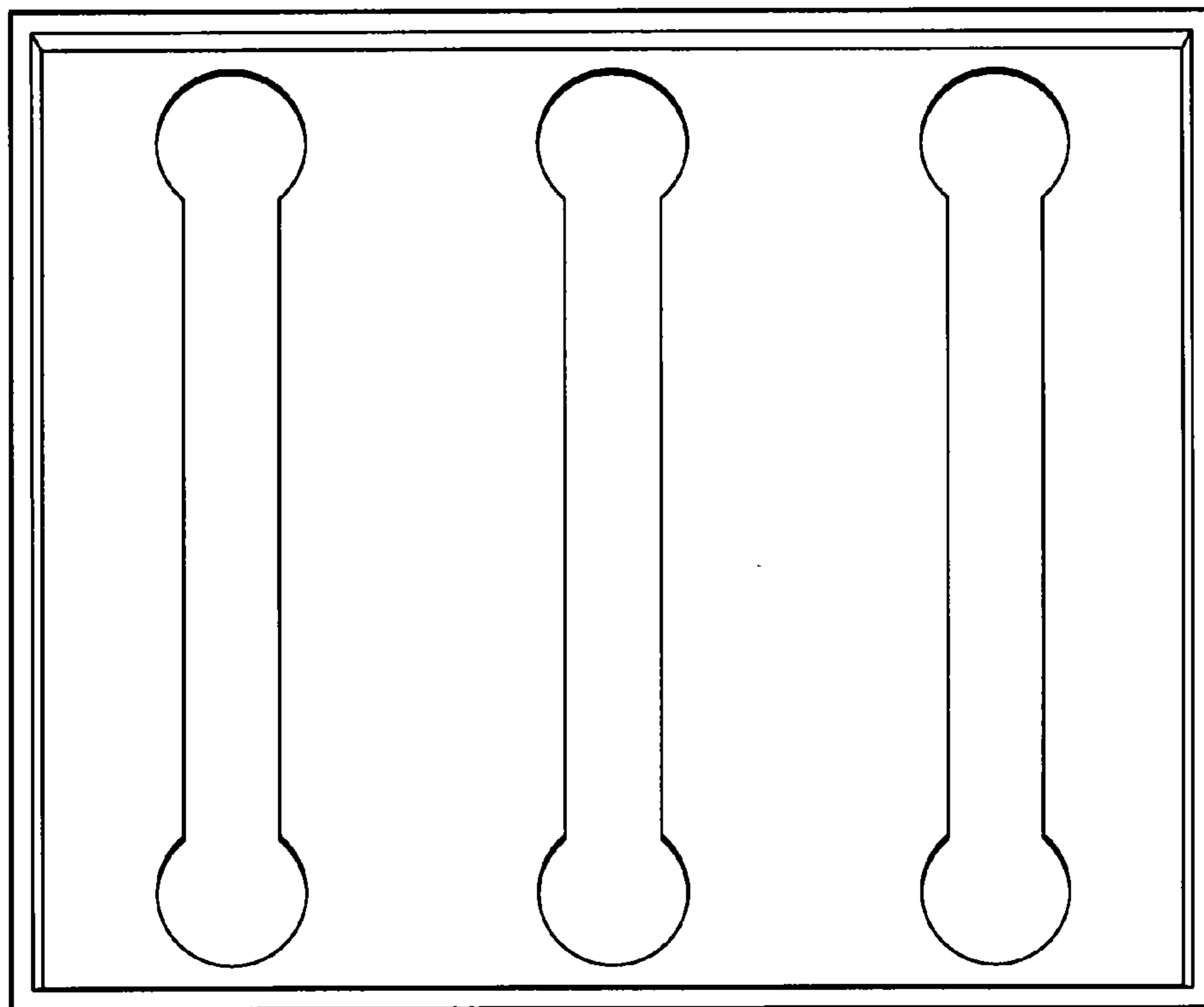


FIG. 7