

US00D693262S

(12) **United States Design Patent**
Nolan

(10) **Patent No.:** **US D693,262 S**

(45) **Date of Patent:** **** Nov. 12, 2013**

(54) **FREE STANDING CLASP**

(71) Applicant: **Phyllis Carol Nolan**, Park Hill, OK (US)

(72) Inventor: **Phyllis Carol Nolan**, Park Hill, OK (US)

(**) Term: **14 Years**

(21) Appl. No.: **29/437,078**

(22) Filed: **Nov. 13, 2012**

(51) **LOC (9) Cl.** **11-01**

(52) **U.S. Cl.**
USPC **D11/87**

(58) **Field of Classification Search**
USPC D11/87, 88, 3, 86, 200, 208; 63/3, 3.1,
63/3.2, 38; 24/616, 620, 624, 582.12,
24/582.13, 587.11, 591.1, 592.11, 598.1,
24/598.5

See application file for complete search history.

(56) **References Cited**

U.S. PATENT DOCUMENTS

1,794,333	A *	2/1931	Guyot	24/616
1,813,963	A *	7/1931	Schick	24/616
1,853,111	A *	4/1932	Bienenfeld	24/587.11
2,477,354	A *	7/1949	Teolis	24/616
2,539,787	A *	1/1951	Maier	24/682.1

D168,816	S *	2/1953	Young	D11/87
4,527,316	A *	7/1985	Murphy	24/616
5,369,854	A *	12/1994	Stephens	24/587.11
6,880,363	B2 *	4/2005	Ma	63/3.1
8,499,582	B1 *	8/2013	Carter	63/3.1
2003/0010057	A1 *	1/2003	Hunter	63/3.1

* cited by examiner

Primary Examiner — Jennifer Rivard

Assistant Examiner — Melanie Pellegrini

(74) *Attorney, Agent, or Firm* — Dennis D. Brown; Brown Patent Law, P.L.L.C.

(57) **CLAIM**

The ornamental design for a free standing clasp, as shown and described.

DESCRIPTION

FIG. 1 is a perspective view of a free standing clasp illustrating my new design.

FIG. 2 is a front elevational view thereof.

FIG. 3 is a rear elevational view thereof.


FIG. 4 is a right side elevational view thereof.

FIG. 5 is a left side elevational thereof.

FIG. 6 is a top plan view thereof; and,

FIG. 7 is a bottom view thereof.

1 Claim, 1 Drawing Sheet






FIG. 1




FIG. 2




FIG. 3



FIG. 4



FIG. 5



FIG. 6



FIG. 7