



US00D693261S

(12) **United States Design Patent**  
**Papadimitriou**

(10) **Patent No.:** **US D693,261 S**

(45) **Date of Patent:** **\*\* Nov. 12, 2013**

(54) **PENDANT**

(75) Inventor: **Costantino Papadimitriou**, Milan (IT)

(73) Assignee: **De Beers Centenary AG**, Lucerne (CH)

(\*\*) Term: **14 Years**

(21) Appl. No.: **29/427,840**

(22) Filed: **Jul. 23, 2012**

**Related U.S. Application Data**

(62) Division of application No. 29/400,844, filed on Sep. 1, 2011, now Pat. No. Des. 664,064.

(30) **Foreign Application Priority Data**

Mar. 4, 2011 (EM) ..... 001831280  
Apr. 3, 2011 (EM) ..... 001830688

(51) **LOC (9) Cl.** ..... **11-01**

(52) **U.S. Cl.**  
USPC ..... **D11/79; D11/43**

(58) **Field of Classification Search**  
USPC ..... D11/79–85, 89–91, 40–48, 1–8;  
63/26–28, 12–14, 3, 3.1, 3.2  
See application file for complete search history.

(56) **References Cited**

**U.S. PATENT DOCUMENTS**

D11,457 S *	10/1879	Aikin	.....	D11/79
D59,469 S *	10/1921	Gagnon	.....	D6/581
D150,586 S *	8/1948	Katz	.....	D11/43
D171,701 S *	3/1954	Katz	.....	D11/43
D267,634 S *	1/1983	Barr	.....	D11/79
D279,879 S *	7/1985	Moon	.....	D11/43
D279,880 S *	7/1985	Moon	.....	D11/43
D279,883 S *	7/1985	Moon	.....	D11/45
D287,577 S *	1/1987	Lorberfeld	.....	D11/43
D326,429 S *	5/1992	Azielant	.....	D11/43
5,219,624 A *	6/1993	Kiapos et al.	.....	428/28
D394,824 S *	6/1998	Itzkowitz	.....	D11/79
D434,184 S *	11/2000	Acker	.....	D28/41
D499,046 S *	11/2004	Pinto et al.	.....	D11/79
D567,134 S *	4/2008	Bulgari	.....	D11/45

D592,094 S *	5/2009	Vanden Berg	.....	D11/83
D624,843 S *	10/2010	Colombani	.....	D11/43
D631,384 S *	1/2011	Papadimitriou	.....	D11/79
D631,385 S *	1/2011	Lebail	.....	D11/43
D631,386 S *	1/2011	Ventura	.....	D11/79
D632,605 S *	2/2011	Marchand	.....	D11/43
D637,104 S *	5/2011	Papadimitriou	.....	D11/43
D639,694 S *	6/2011	Papadimitriou	.....	D11/43
D640,585 S *	6/2011	Nolan	.....	D11/86
D643,325 S *	8/2011	Marchand	.....	D11/79
D664,061 S *	7/2012	Papadimitriou	.....	D11/43
D664,062 S *	7/2012	Papadimitriou	.....	D11/43
D664,063 S *	7/2012	Papadimitriou	.....	D11/79
D664,064 S *	7/2012	Papadimitriou	.....	D11/79

\* cited by examiner

*Primary Examiner* — Jennifer Rivard

*Assistant Examiner* — Melanie Pellegrini

(74) *Attorney, Agent, or Firm* — Dentons US LLP; Brian R. McGinley

(57) **CLAIM**

The ornamental design for a pendant, as shown and described.

**DESCRIPTION**

FIG. 1 is an enlarged top view of a first embodiment of the pendant;  
 FIG. 2 is an enlarged bottom view of the pendant illustrated in FIG. 1;  
 FIG. 3 is a right elevational view of the pendant illustrated in FIG. 1;  
 FIG. 4 is a left elevational view of the pendant illustrated in FIG. 1;  
 FIG. 5 is a front view of the pendant illustrated in FIG. 1;  
 FIG. 6 is a rear view of the pendant illustrated in FIG. 1;  
 FIG. 7 is a perspective view of the pendant illustrated in FIG. 1;  
 FIG. 8 is an enlarged top view of a second embodiment of the pendant;  
 FIG. 9 is an enlarged bottom view of the pendant illustrated in FIG. 8;  
 FIG. 10 is a right elevational view of the pendant illustrated in FIG. 8;  
 FIG. 11 is a left elevational view of the pendant illustrated in FIG. 8;




FIG. 12 is a front view of the pendant illustrated in FIG. 8;  
FIG. 13 is a rear view of the pendant illustrated in FIG. 8;  
FIG. 14 is a perspective view of the pendant illustrated in FIG. 8;  
FIG. 15 is an enlarged top view of a third embodiment of the pendant;  
FIG. 16 is an enlarged bottom view of the pendant illustrated in FIG. 15;  
FIG. 17 is a right elevational view of the pendant illustrated in FIG. 15;  
FIG. 18 is a left elevational view of the pendant illustrated in FIG. 15;  
FIG. 19 is a front view of the pendant illustrated in FIG. 15;  
FIG. 20 is a rear view of the pendant illustrated in FIG. 15;  
FIG. 21 is a perspective view of the pendant illustrated in FIG. 15;

FIG. 22 is an enlarged top view of a fourth embodiment of the pendant;  
FIG. 23 is an enlarged bottom view of the pendant illustrated in FIG. 22;  
FIG. 24 is a right elevational view of the pendant illustrated in FIG. 22;  
FIG. 25 is a left elevational view of the pendant illustrated in FIG. 22;  
FIG. 26 is a front view of the pendant illustrated in FIG. 22;  
FIG. 27 is a rear view of the pendant illustrated in FIG. 22;  
and,  
FIG. 28 is a perspective view of the pendant illustrated in FIG. 22.

**1 Claim, 20 Drawing Sheets**

FIG. 1




FIG. 2

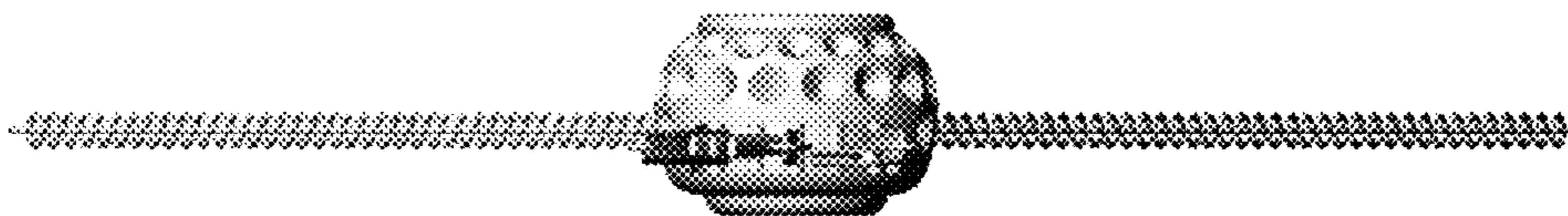


FIG. 3



FIG. 4



FIG. 5



FIG. 6



FIG. 7



FIG. 8




FIG. 9

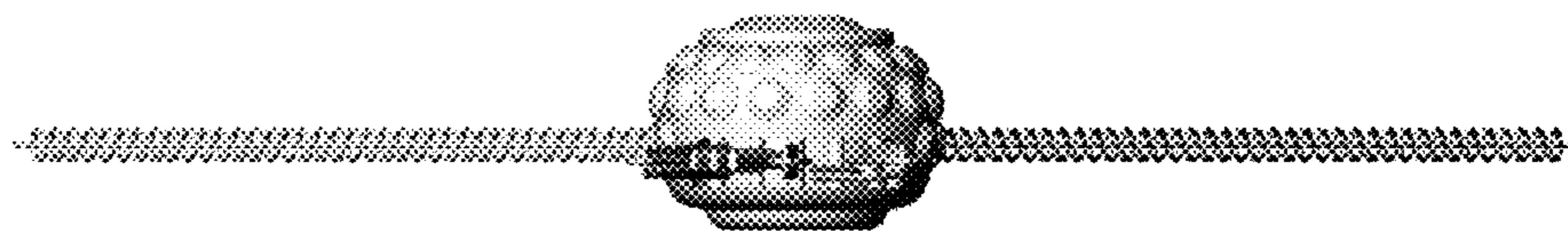




FIG. 10

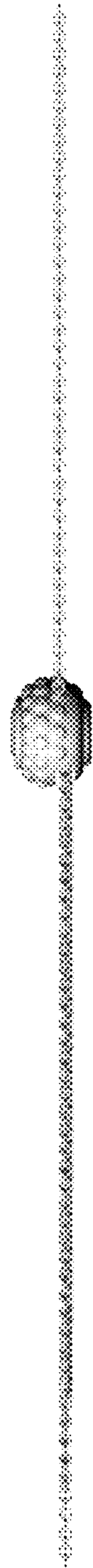


FIG. 11



FIG. 12



FIG. 13



FIG. 14



FIG. 15




FIG. 16




FIG. 17

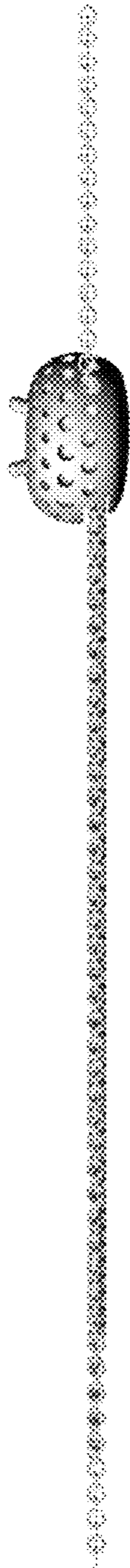


FIG. 18

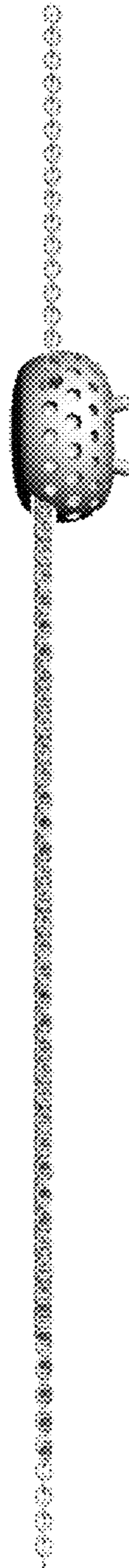


FIG. 19




FIG. 20






FIG. 21



FIG. 22

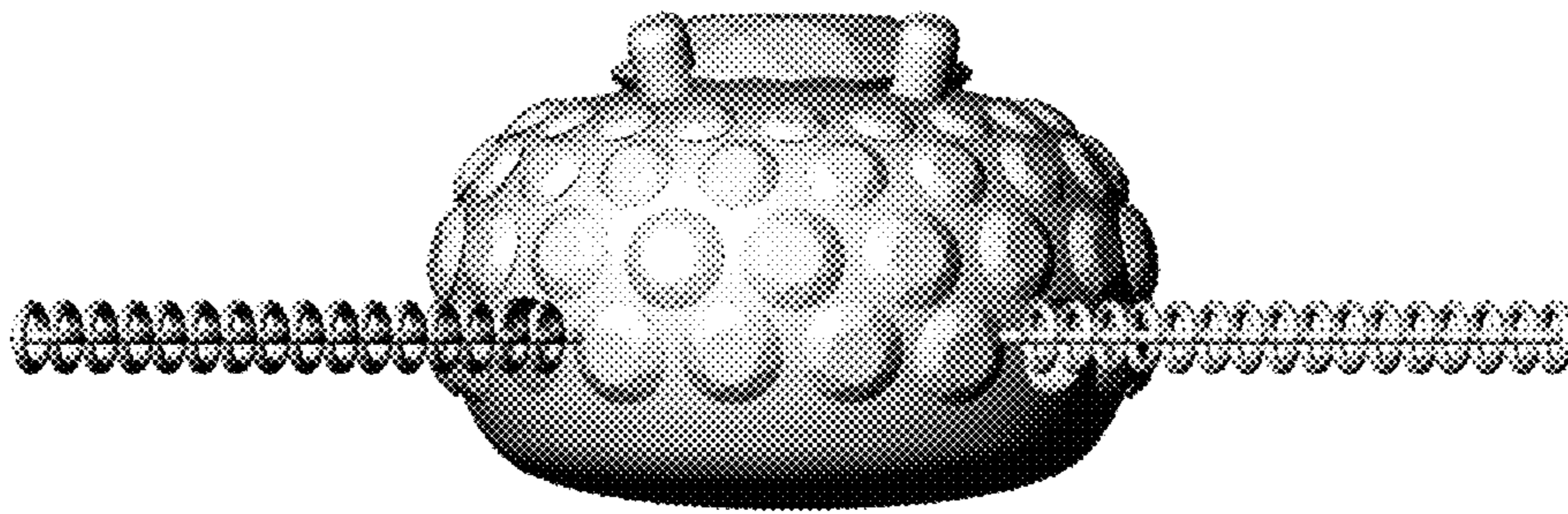


FIG. 23

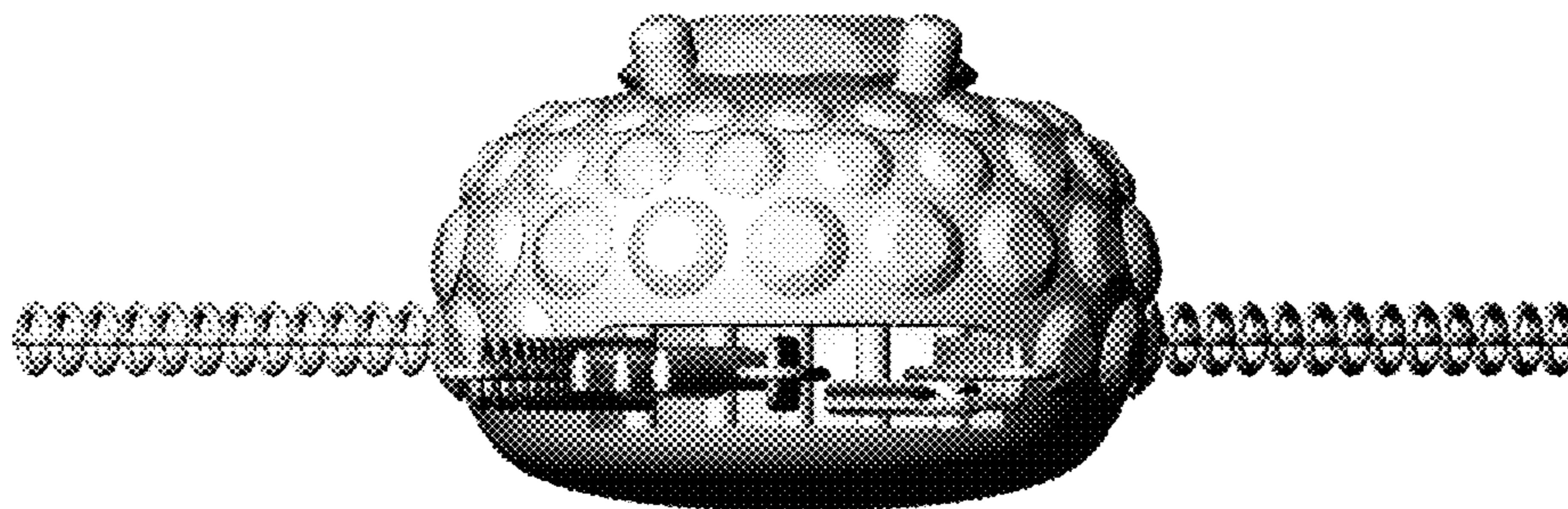


FIG. 24

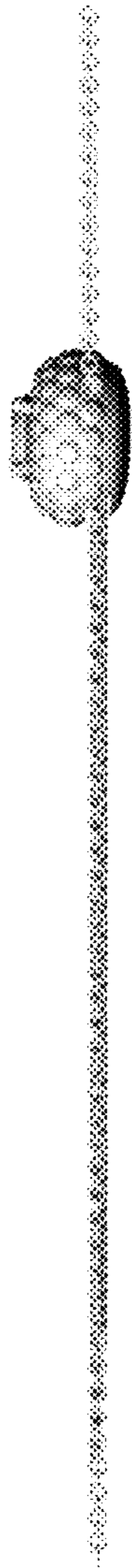


FIG. 25

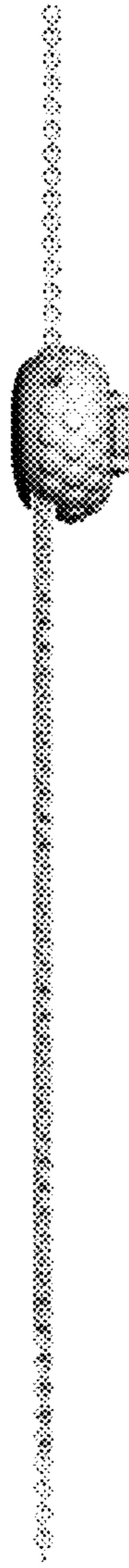


FIG. 26

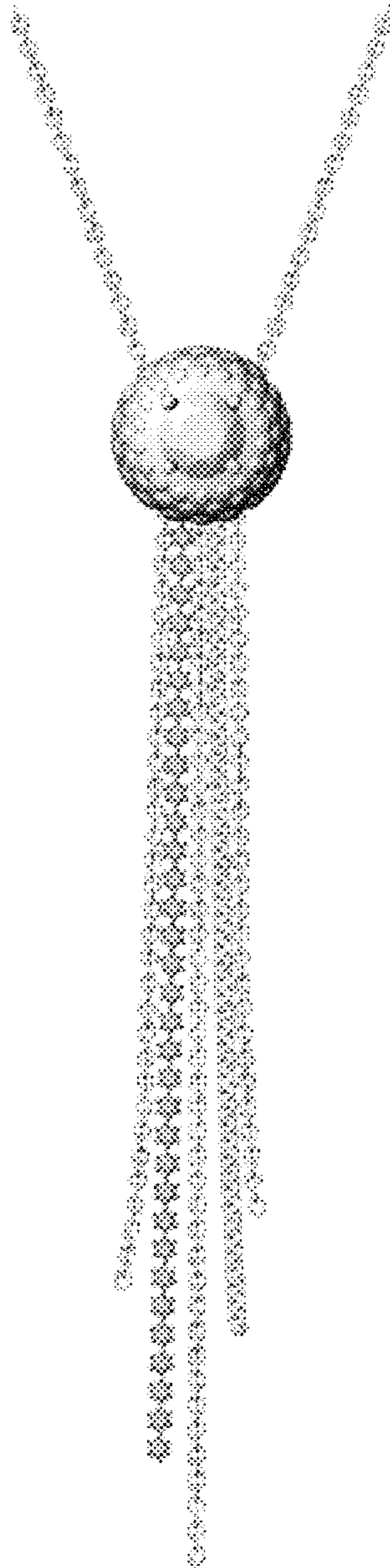


FIG. 27




FIG. 28

