



US00D693258S

(12) **United States Design Patent**
Kozak

(10) **Patent No.:** **US D693,258 S**

(45) **Date of Patent:** **** Nov. 12, 2013**

(54) **JEWELRY**

(76) Inventor: **Roberta Kozak**, Lewes, DE (US)

(**) Term: **14 Years**

(21) Appl. No.: **29/417,327**

(22) Filed: **Apr. 2, 2012**

(51) **LOC (9) Cl.** **11-01**

(52) **U.S. Cl.**
USPC **D11/1; D11/56**

(58) **Field of Classification Search**
USPC D11/1-26, 40-44, 46-49, 53, 56-57,
D11/59-61, 63, 65, 79-86; 63/1.11, 18-20,
63/15

See application file for complete search history.

(56) **References Cited**

U.S. PATENT DOCUMENTS

2,119,067	A *	5/1938	Arpels	63/28
D169,193	S *	3/1953	Philippe	D11/56
D171,410	S *	2/1954	Katz	D11/44
D173,752	S *	12/1954	Katz	D11/56
D177,412	S *	4/1956	Katz	D11/69
D261,742	S *	11/1981	McTighe et al.	D11/56
D263,813	S *	4/1982	Buschmann	D11/83
D269,863	S *	7/1983	Meyer	D11/83
D339,311	S *	9/1993	Ambar	D11/81
D369,988	S *	5/1996	Jacoby	D11/56
D375,702	S *	11/1996	Regan	D11/81

5,632,164	A *	5/1997	Bergagnini	63/23
D381,286	S *	7/1997	Udco	D11/81
6,324,868	B1 *	12/2001	Chen et al.	63/1.14
D488,739	S *	4/2004	Pachachi	D11/81
D506,407	S *	6/2005	Gruosi-Scheufele	D11/54
D537,013	S *	2/2007	Schappert	D11/56
D553,539	S *	10/2007	Arasheben et al.	D11/83
D556,631	S *	12/2007	Smyth	D11/211
D604,195	S *	11/2009	Overson et al.	D11/103
D614,528	S *	4/2010	Johnson et al.	D11/103
D622,628	S *	8/2010	Castaline et al.	D11/56
2011/0209501	A1 *	9/2011	Scott	63/40

* cited by examiner

Primary Examiner — Jennifer Rivard

Assistant Examiner — Melanie Pellegrini

(74) *Attorney, Agent, or Firm* — Scully, Scott, Murphy & Presser, P.C.


(57) **CLAIM**

The ornamental design for jewelry, as shown and described.

DESCRIPTION

FIG. 1 illustrates a front view of such jewelry according to an embodiment of my new and ornamental design; FIG. 2 illustrates a back view of the jewelry; FIG. 3 illustrates a top view of the jewelry; FIG. 4 illustrates a bottom view of the jewelry; FIG. 5 illustrates a right view of the jewelry; and, FIG. 6 illustrates a left view of the jewelry.

1 Claim, 2 Drawing Sheets






FIG. 1




FIG. 2

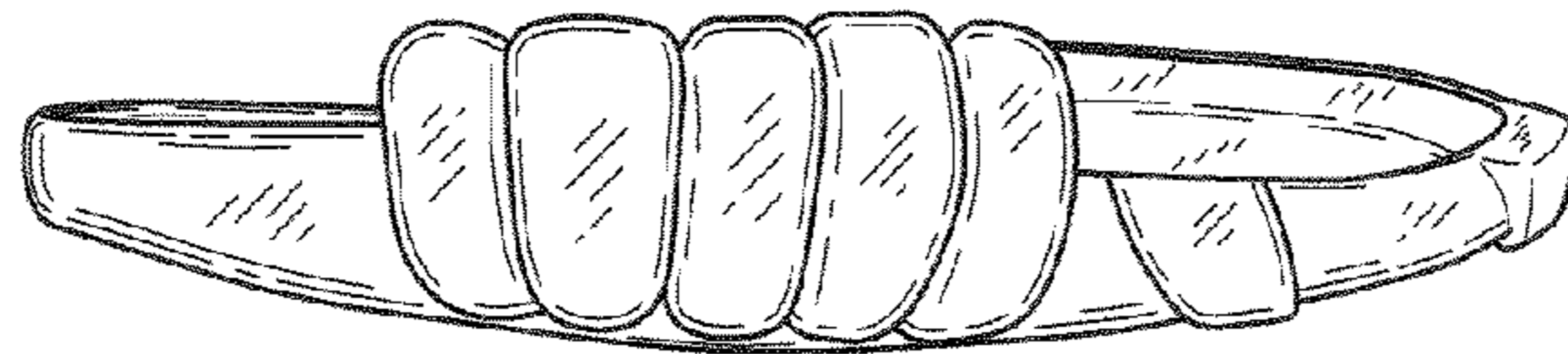


FIG. 3

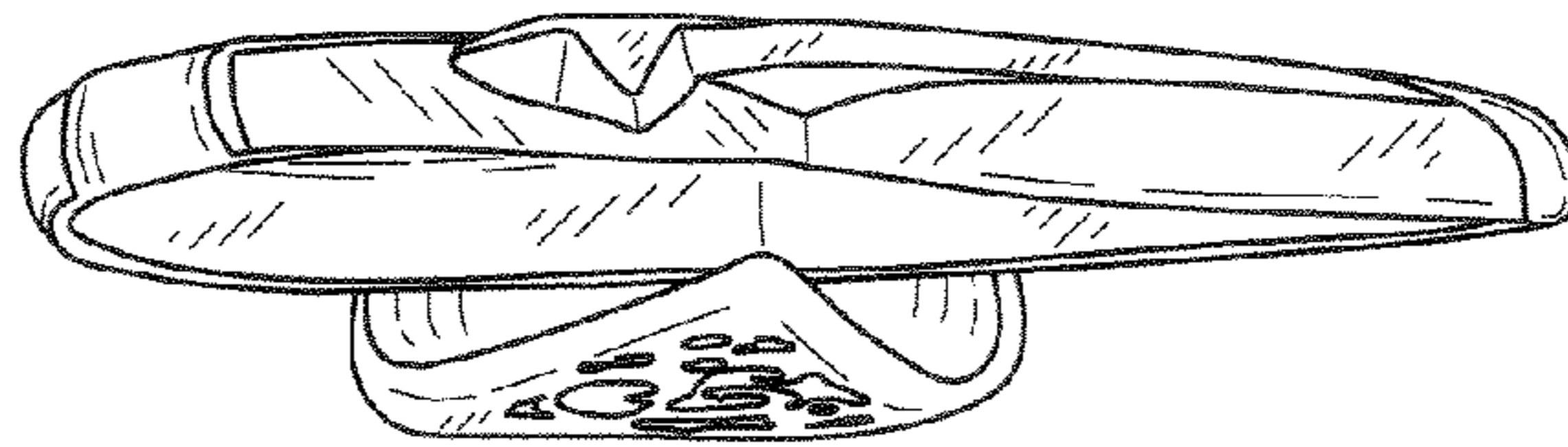


FIG. 4

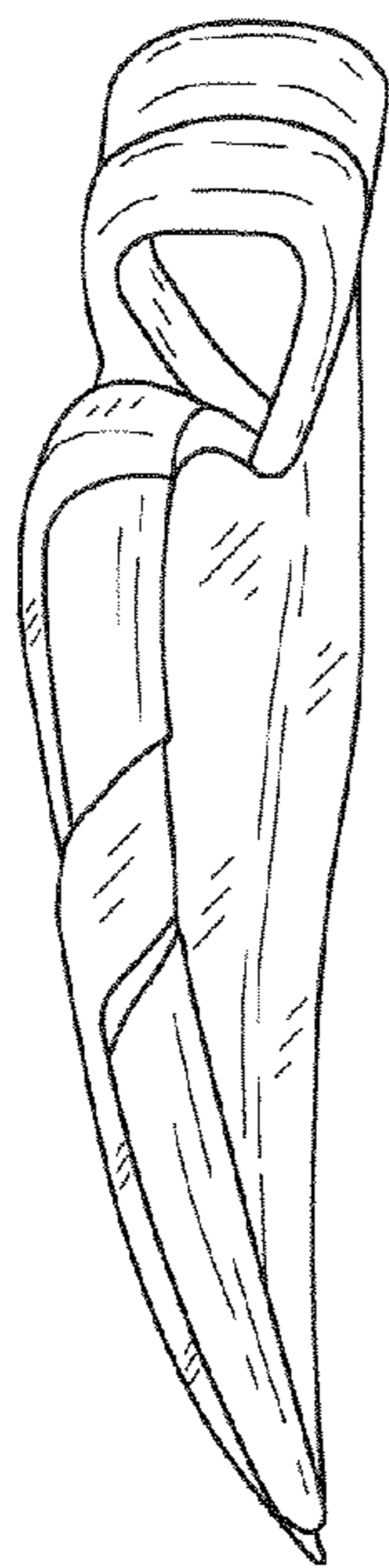


FIG. 5

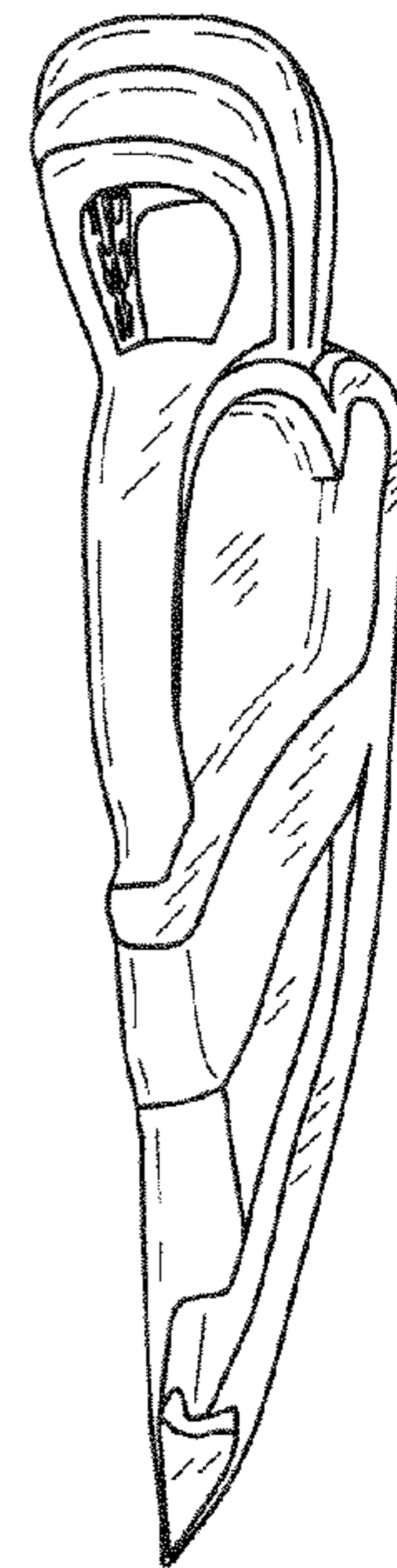


FIG. 6