



US00D693212S

(12) **United States Design Patent**
Lee et al.

(10) **Patent No.:** **US D693,212 S**
(45) **Date of Patent:** **** Nov. 12, 2013**

(54) **ORAL CARE IMPLEMENT PACKAGE**

(75) Inventors: **David K. Lee**, New Brunswick, NJ (US);
Stephen Nelson, New Brunswick, NJ
(US)

(73) Assignee: **Colgate-Palmolive Company**, New
York, NY (US)

(**) Term: **14 Years**

(21) Appl. No.: **29/427,592**

(22) Filed: **Jul. 19, 2012**

(51) **LOC (9) Cl.** **09-03**

(52) **U.S. Cl.**
USPC **D9/415**

(58) **Field of Classification Search**

USPC D9/415, 414, 416, 418, 419, 428, 442,
D9/447, 430, 432-433, 456, 424, 503, 501,
D9/695, 696, 697, 699, 690, 686, 688, 689,
D9/711, 715, 721, 710, 718, 736, 740, 743,
D9/744, 749, 757, 767, 772, 781, 753, 742,
D9/739, 72; 206/395, 397-398, 223, 736,
206/756, 495, 349, 760, 541, 784; 229/395,
229/938, 902, 409, 125.05, 116.1

See application file for complete search history.

(56) **References Cited**

U.S. PATENT DOCUMENTS

1,151,821 A	6/1915	Raynaud
1,998,542 A	4/1935	Horrell
2,854,181 A	9/1958	Smith
3,072,747 A	1/1963	Stallworthy
3,166,229 A	1/1965	Schuster
3,220,543 A	11/1965	McCord
3,294,233 A	12/1966	Hollinger
3,416,656 A	12/1968	Addiego

(Continued)

FOREIGN PATENT DOCUMENTS

WO	WO 2010/065029	6/2010
WO	WO 2011/035242	3/2011

Primary Examiner — Robert M Spear

Assistant Examiner — Rhea Shields

(74) *Attorney, Agent, or Firm* — Judy W. Chung

(57) **CLAIM**

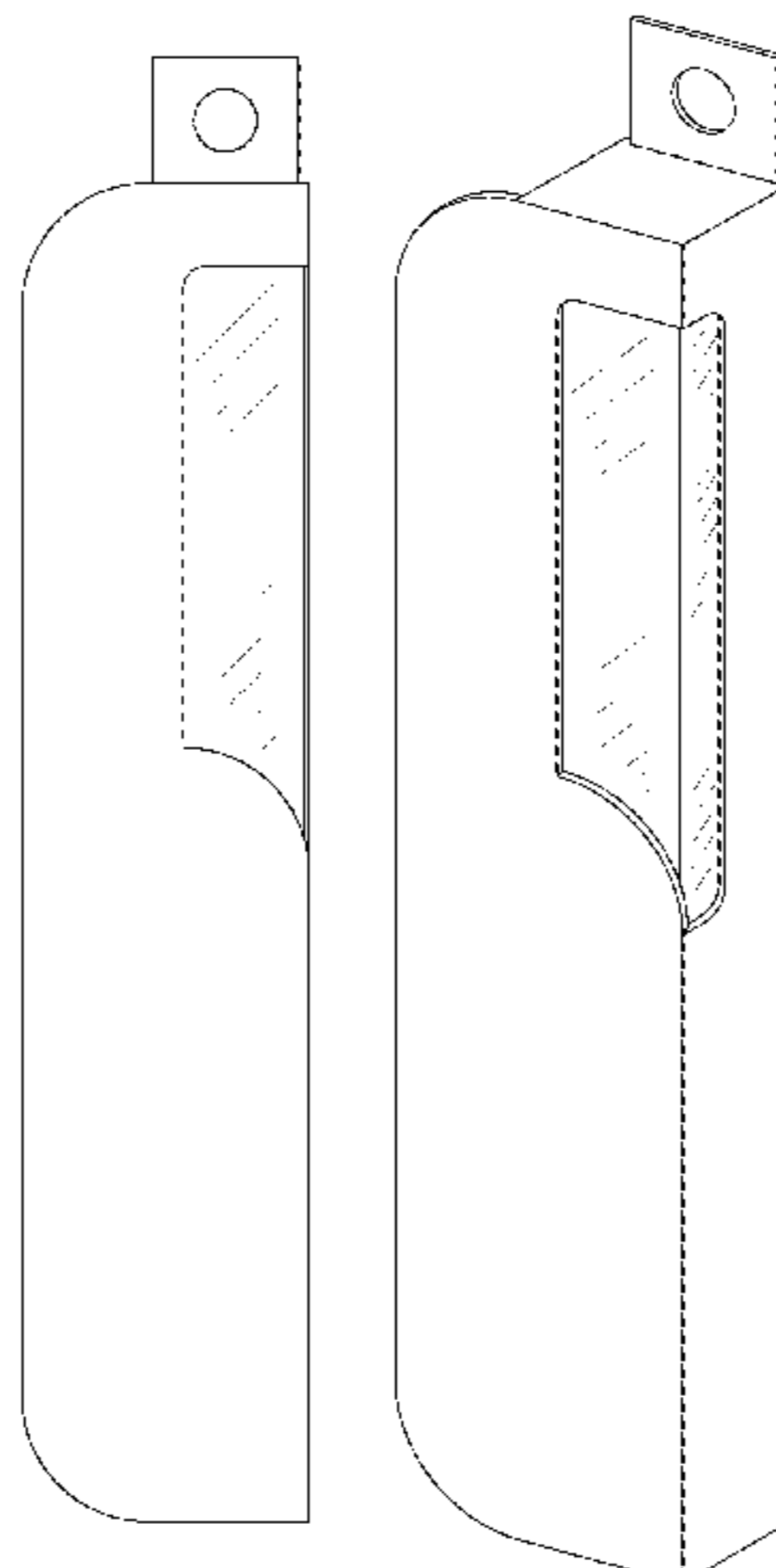
The ornamental design for an oral care implement package, as shown and described.

DESCRIPTION

FIG. 1 is a front view of an oral care implement according to a first embodiment of the new design;
FIG. 2 is a rear view thereof;
FIG. 3 is a left side view thereof;
FIG. 4 is a right side view thereof;
FIG. 5 is a top view thereof;
FIG. 6 is a bottom view thereof;
FIG. 7 is a perspective view thereof;
FIG. 8 is a front view of an oral care implement according to a second embodiment of the new design;
FIG. 9 is a rear view thereof;
FIG. 10 is a left side view thereof;
FIG. 11 is a right side view thereof;
FIG. 12 is a top view thereof;
FIG. 13 is a bottom view thereof;
FIG. 14 is a perspective view thereof;
FIG. 15 is a front view of an oral care implement according to a third embodiment of the new design;
FIG. 16 is a rear view thereof;
FIG. 17 is a left side view thereof;
FIG. 18 is a right side view thereof;
FIG. 19 is a top view thereof;
FIG. 20 is a bottom view thereof; and,
FIG. 21 is a perspective view thereof.

All broken lines shown in the drawings are for environmental purposes only and form no part of the claimed design. All oblique line shading shown in the drawings is intended to represent a transparent surface. The stippling shown in FIGS. 15-21 indicates a contrast in materials and appearance.

1 Claim, 15 Drawing Sheets



(56)

References Cited

U.S. PATENT DOCUMENTS

3,452,920 A	7/1969	Milne et al.	5,842,632 A	12/1998	Van Hest	
3,730,335 A	5/1973	Tarrson	5,971,265 A	10/1999	Collins	
3,933,241 A	1/1976	Tassone et al.	6,016,906 A	1/2000	Kruse et al.	
3,985,232 A	10/1976	Johnson	6,059,180 A	5/2000	Collins	
4,105,154 A	8/1978	Meyers et al.	6,360,942 B2	3/2002	Todjar Hengami	
4,106,615 A	8/1978	Hiroshi	6,913,140 B2	7/2005	Lo Duca	
4,130,197 A	12/1978	Fox	6,923,366 B2	8/2005	Lo Duca	
4,378,903 A	4/1983	Sherwood	D519,363 S *	4/2006	Tada	D9/415
4,570,787 A	2/1986	Forbes, Jr.	7,036,715 B2	5/2006	Lo Duca	
5,005,701 A	4/1991	Dutcher	D570,210 S	6/2008	McGrath	
5,069,334 A	12/1991	Herrin et al.	D590,245 S *	4/2009	Nanda	D9/415
5,284,291 A	2/1994	Sellors	7,726,549 B2	6/2010	Lo Duca	
5,607,058 A	3/1997	Huesman et al.	D679,989 S *	4/2013	Stief	D9/415
			D681,444 S *	5/2013	Oja et al.	D9/418
			D684,040 S *	6/2013	Bloch et al.	D9/415
			2013/0087479 A1 *	4/2013	Bloch et al.	206/769

* cited by examiner

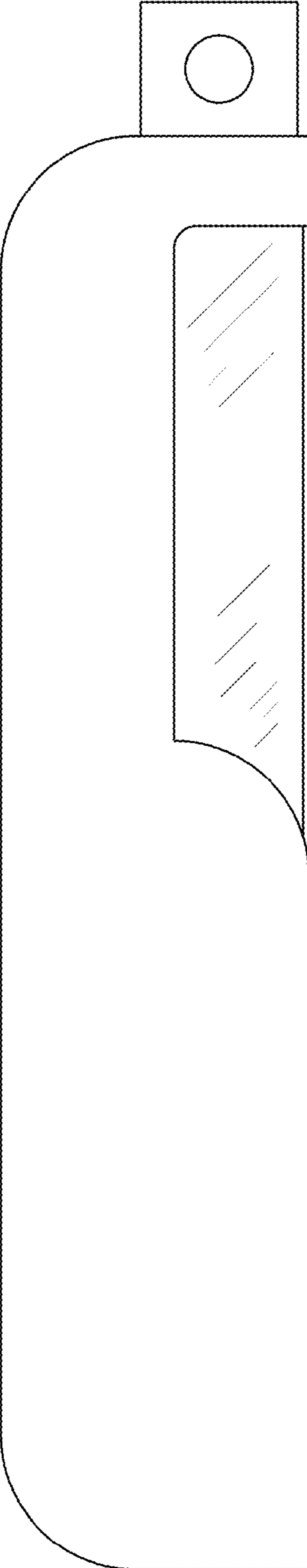


FIG. 1




FIG. 2




FIG. 3




FIG. 4

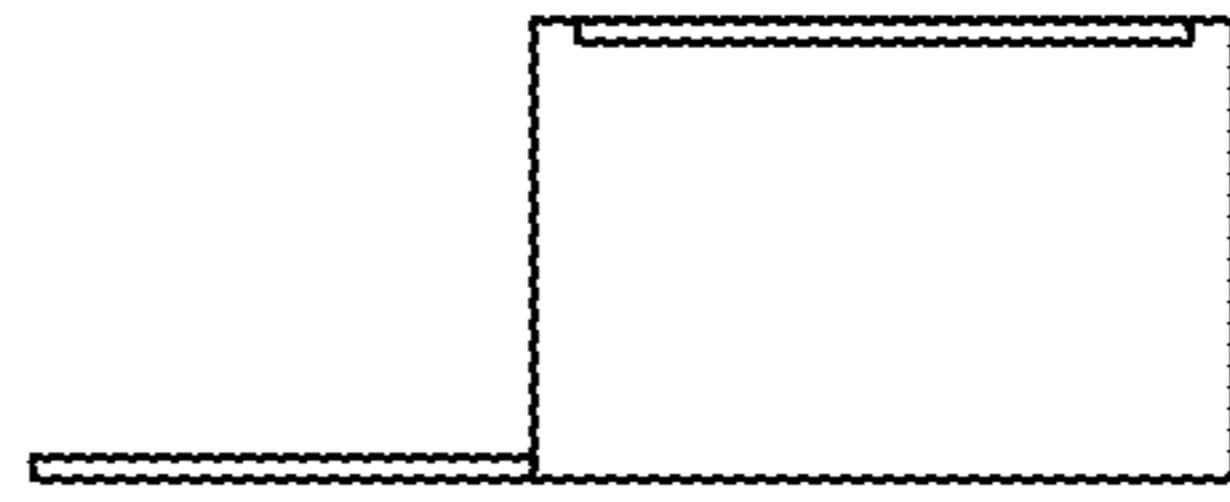


FIG. 5

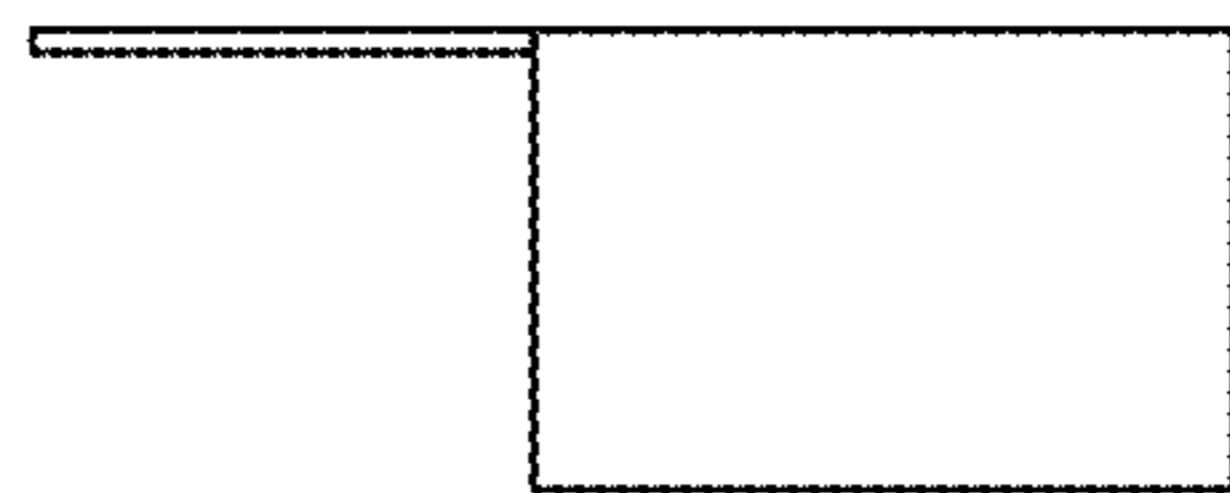


FIG. 6

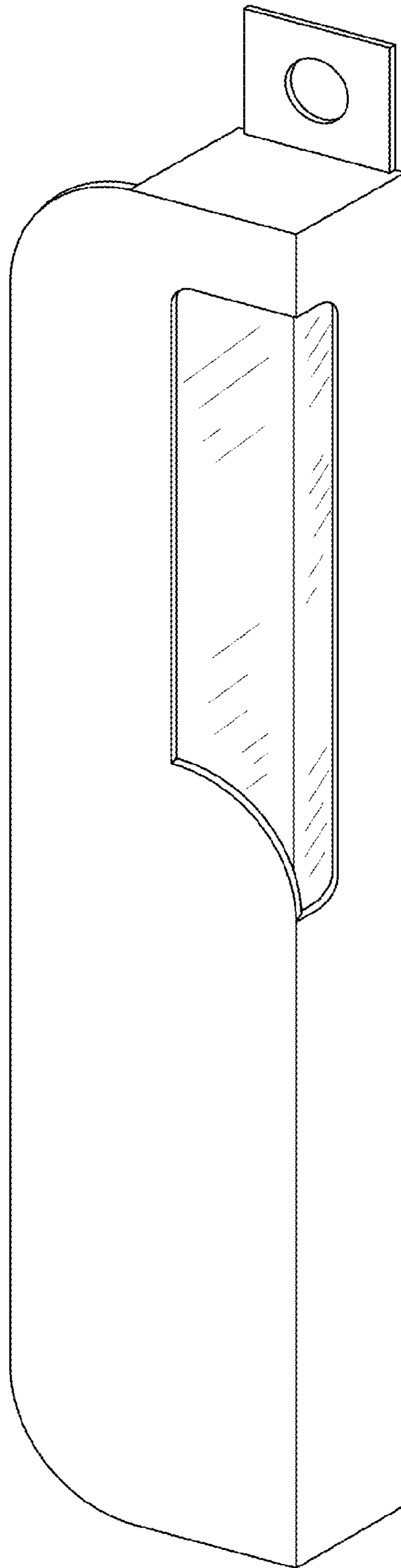


FIG. 7

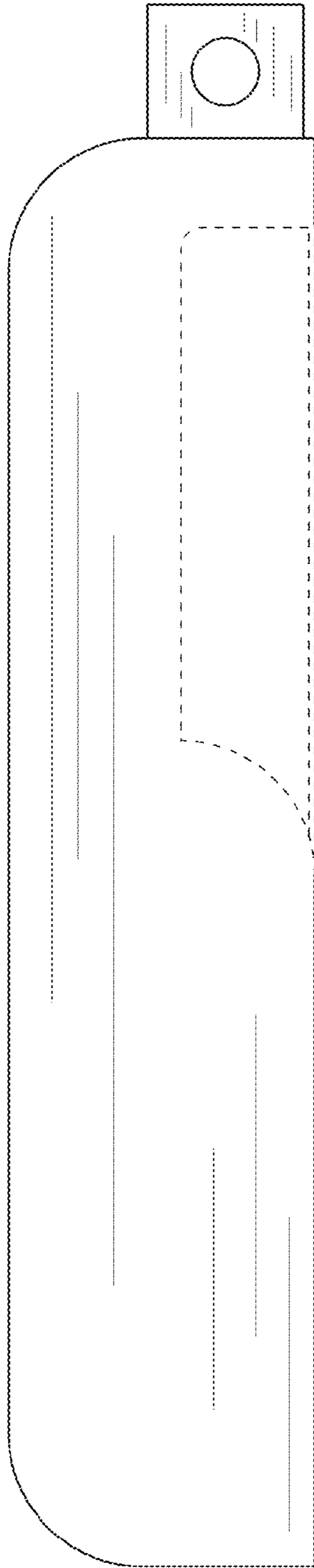


FIG. 8

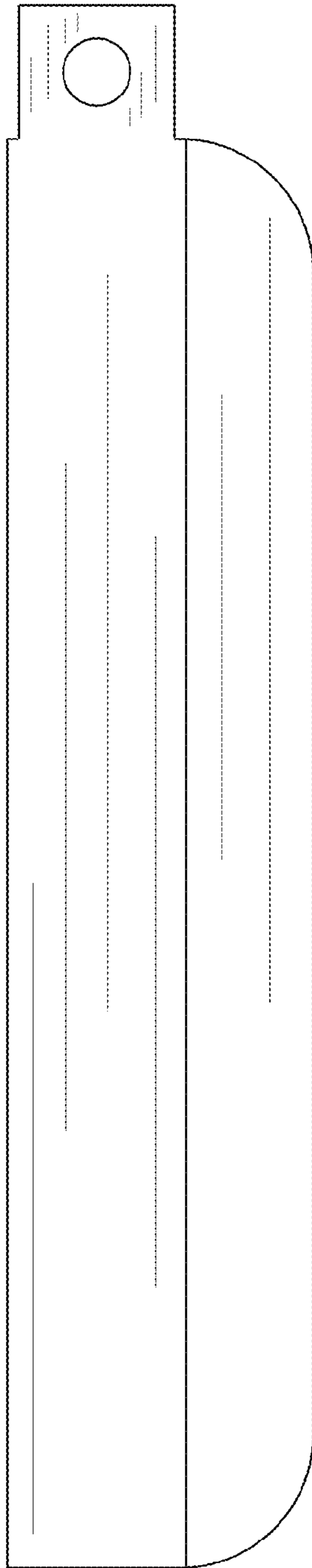


FIG. 9




FIG. 10




FIG. 11

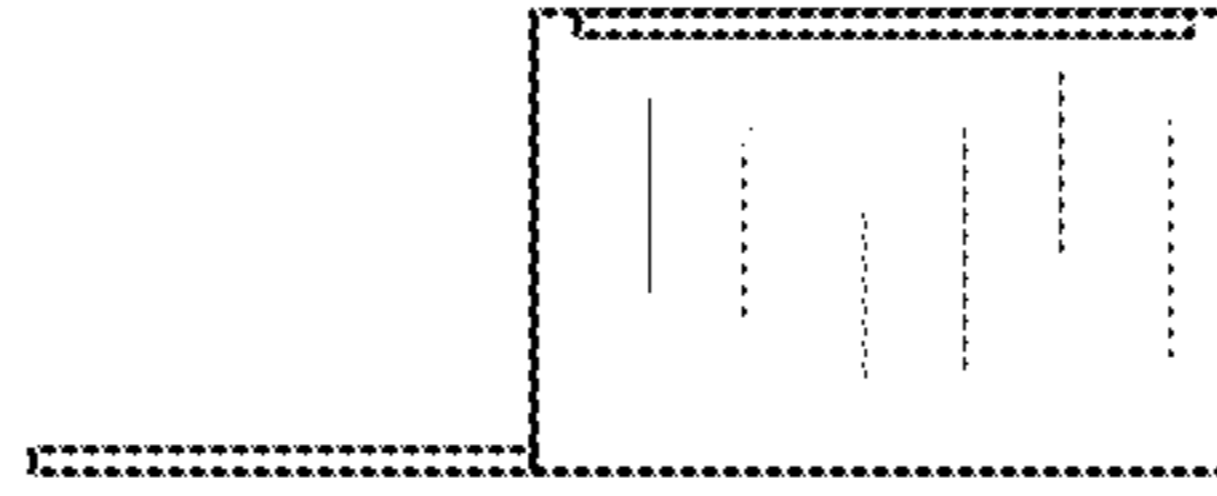


FIG. 12

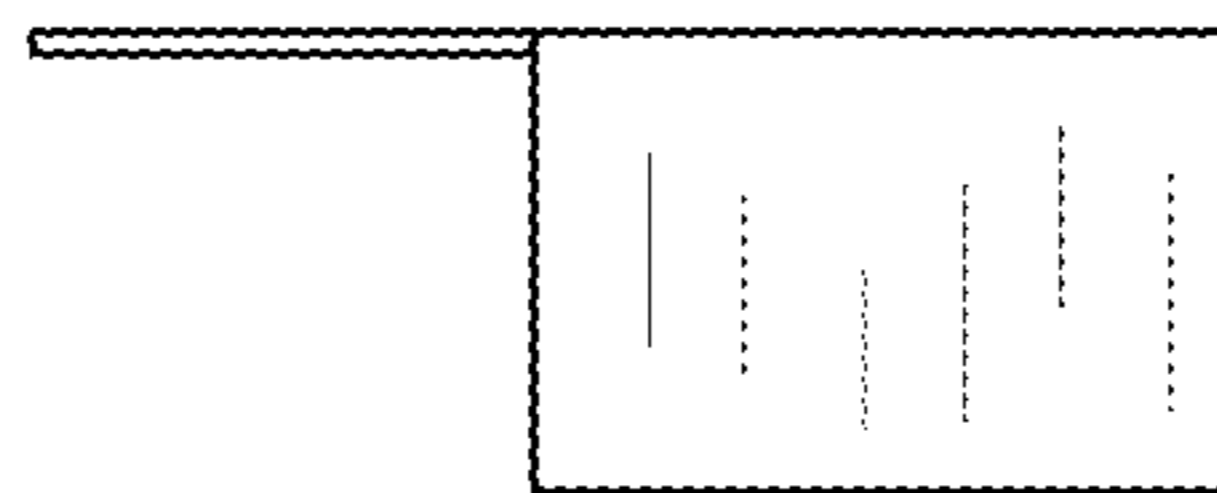


FIG. 13

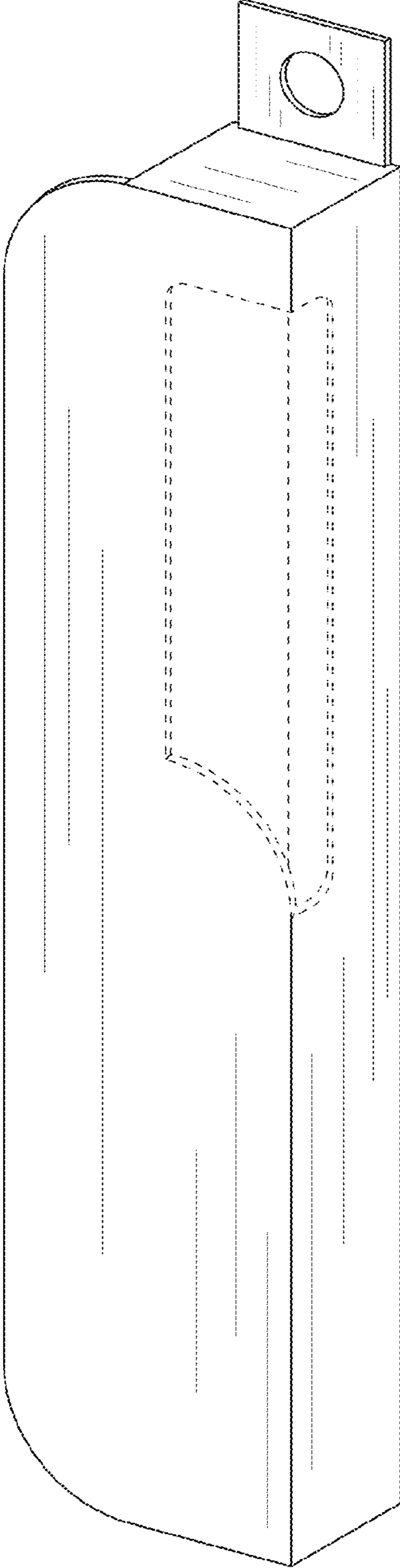


FIG. 14

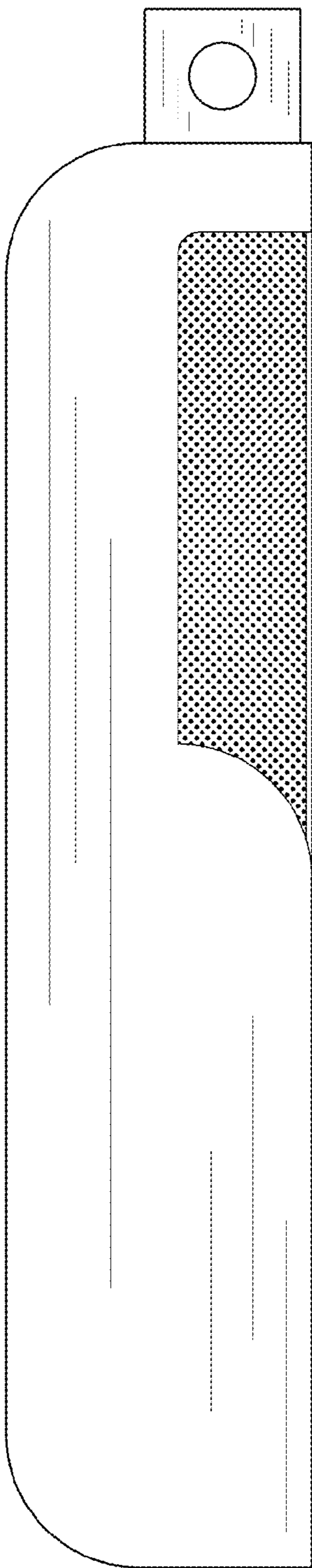


FIG. 15




FIG. 16

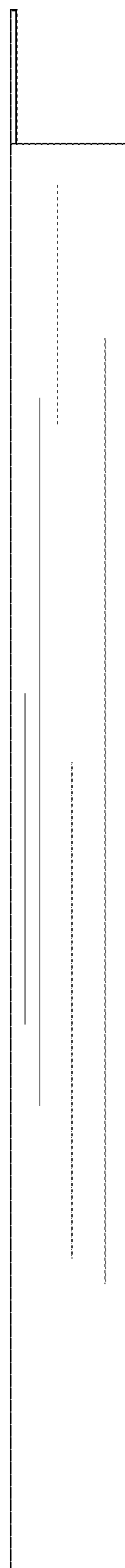


FIG. 17

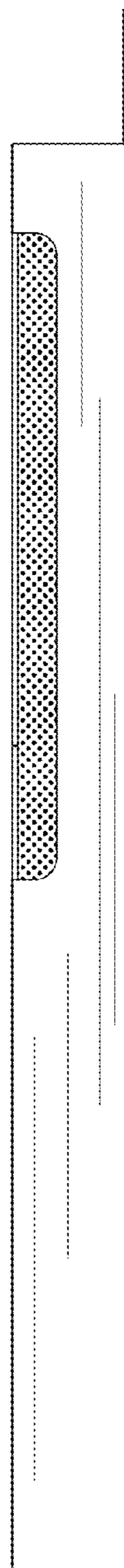


FIG. 18

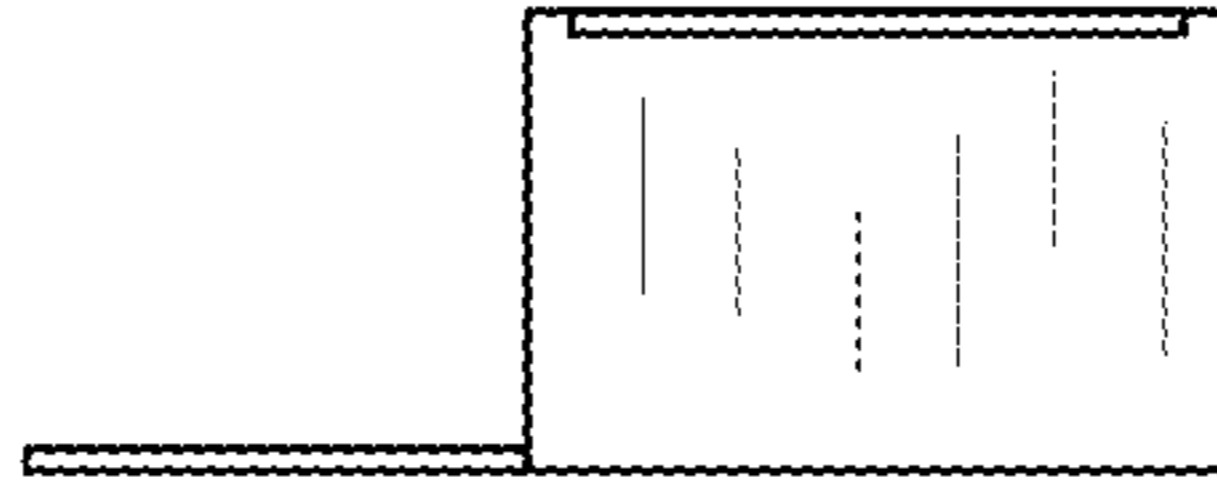


FIG. 19

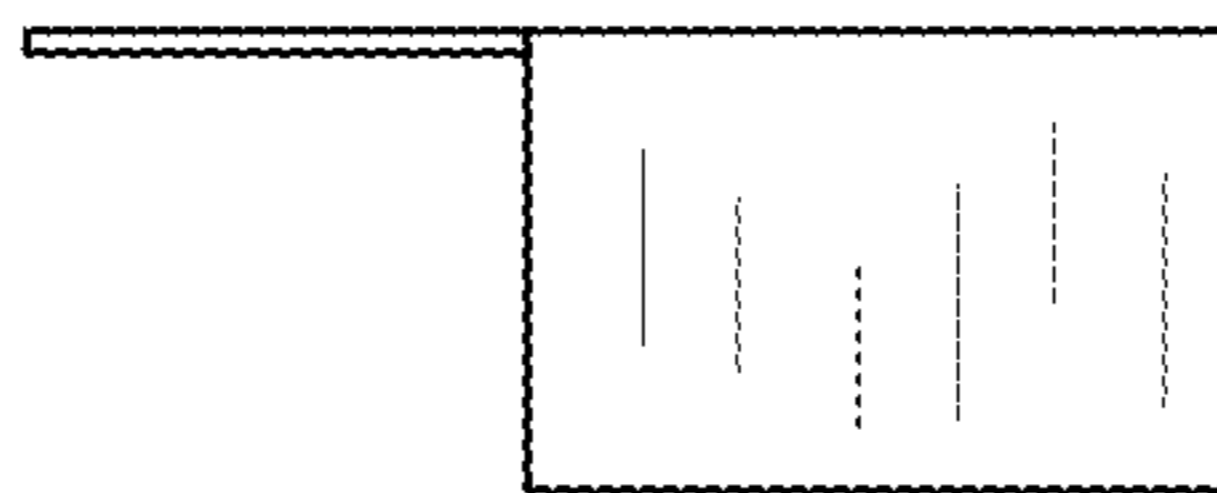


FIG. 20

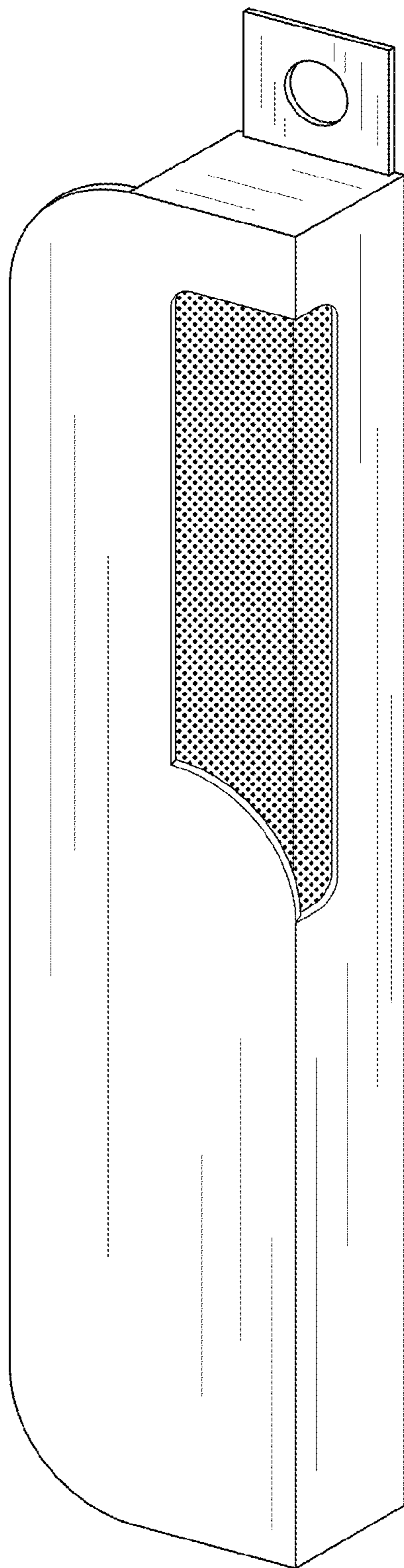


FIG. 21