



US00D693177S

(12) **United States Design Patent**
Tollman

(10) **Patent No.:** **US D693,177 S**

(45) **Date of Patent:** **** Nov. 12, 2013**

(54) **TRAINER CUP**

(75) Inventor: **Stephen Paul Tollman**, Woodside (GB)

(73) Assignee: **BB IPR Limited**, Stanmore, Middlesex (GB)

(**) Term: **14 Years**

(21) Appl. No.: **29/431,395**

(22) Filed: **Sep. 6, 2012**

(30) **Foreign Application Priority Data**

Mar. 9, 2012 (GB) 4023838

(51) **LOC (9) Cl.** **07-01**

(52) **U.S. Cl.**
USPC **D7/534**; D24/197; D7/510; D7/511

(58) **Field of Classification Search**
USPC D7/534, 510, 511, 509; 99/495;
215/11.3, 11.5, 396; 220/710.5, 714;
D24/197, 198

See application file for complete search history.

(56) **References Cited**

U.S. PATENT DOCUMENTS

D222,733 S * 12/1971 Howard D7/534
D368,529 S * 4/1996 Allegre D24/197
D370,262 S * 5/1996 Allegre D24/197
D495,558 S * 9/2004 Tollman D7/510
D504,049 S * 4/2005 Morano et al. D7/534
6,959,827 B2 * 11/2005 Morano et al. 215/396
6,978,908 B2 * 12/2005 Morano et al. 215/396

D609,527 S * 2/2010 Roehrig et al. D7/510
D609,528 S * 2/2010 Roehrig et al. D7/510
D630,048 S * 1/2011 Boonprasop D7/393
D642,435 S * 8/2011 Schofield et al. D7/510
D666,731 S * 9/2012 Mustecaplioglu D24/197
D674,100 S * 1/2013 Smith D24/197
D674,491 S * 1/2013 Bailey et al. D24/174
D674,497 S * 1/2013 Smith D24/197
D675,329 S * 1/2013 Berkovitch D24/197
D679,948 S * 4/2013 Meyer et al. D7/534
D681,836 S * 5/2013 Stephan et al. D24/197
D683,589 S * 6/2013 Itzek et al. D7/510
2005/0056609 A1 * 3/2005 Morano et al. 215/11.1

* cited by examiner

Primary Examiner — Marianne Pandozzi

(74) *Attorney, Agent, or Firm* — MacMillan, Sobanski & Todd, LLC


(57) **CLAIM**

The ornamental design for a trainer cup, as shown and described.

DESCRIPTION

FIG. 1 is a perspective view as seen from the upper right of a trainer cup showing my new design;
FIG. 2 is a rear elevational view thereof;
FIG. 3 is a left side view thereof;
FIG. 4 is a right side view thereof;
FIG. 5 is a top plan view of both embodiments;
FIG. 6 is a bottom plan view of both embodiments; and,
FIG. 7 is a rear elevational view of a trainer cup showing a second embodiment of my new design.

1 Claim, 6 Drawing Sheets






FIG. 1

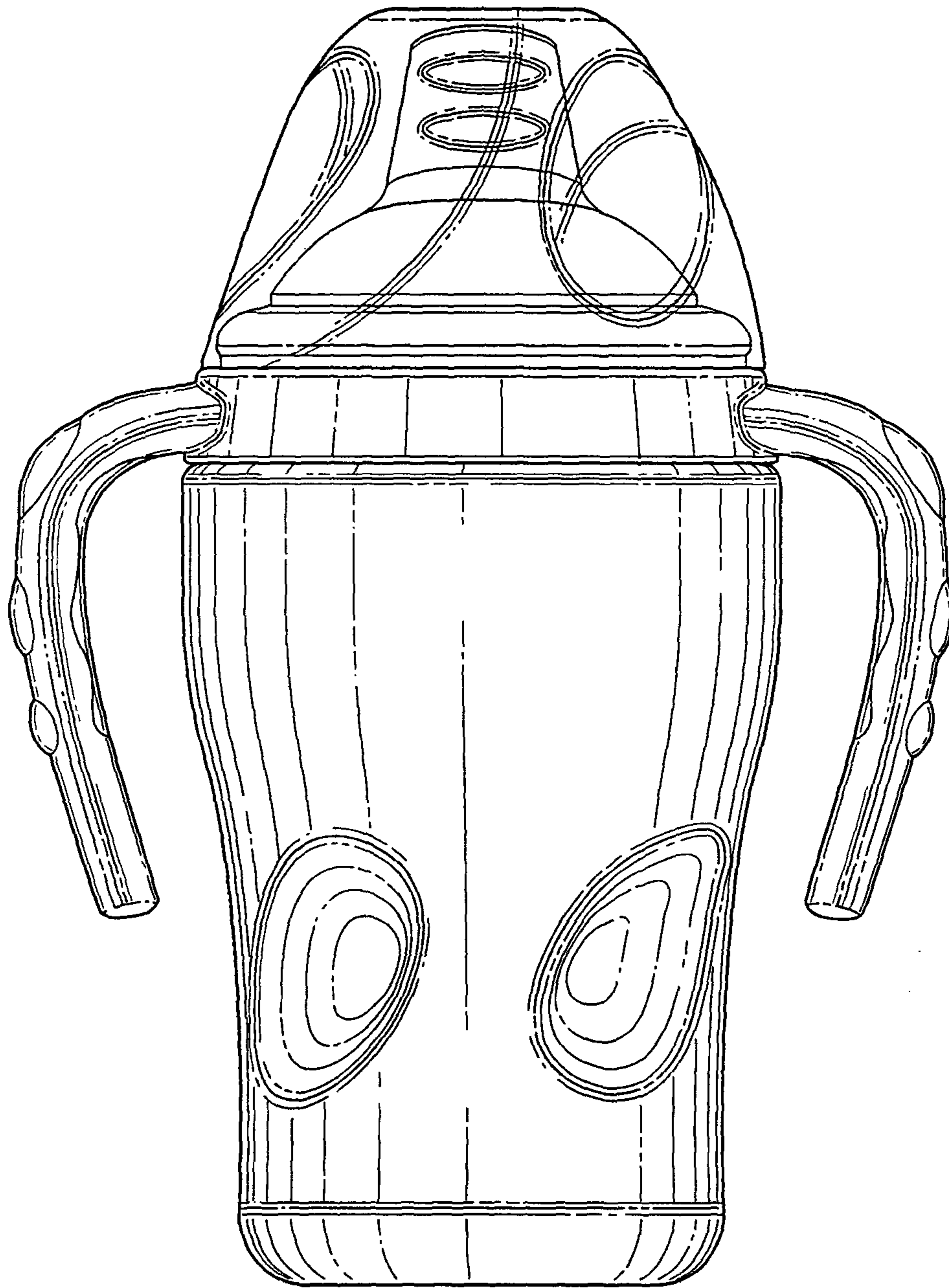


FIG. 2

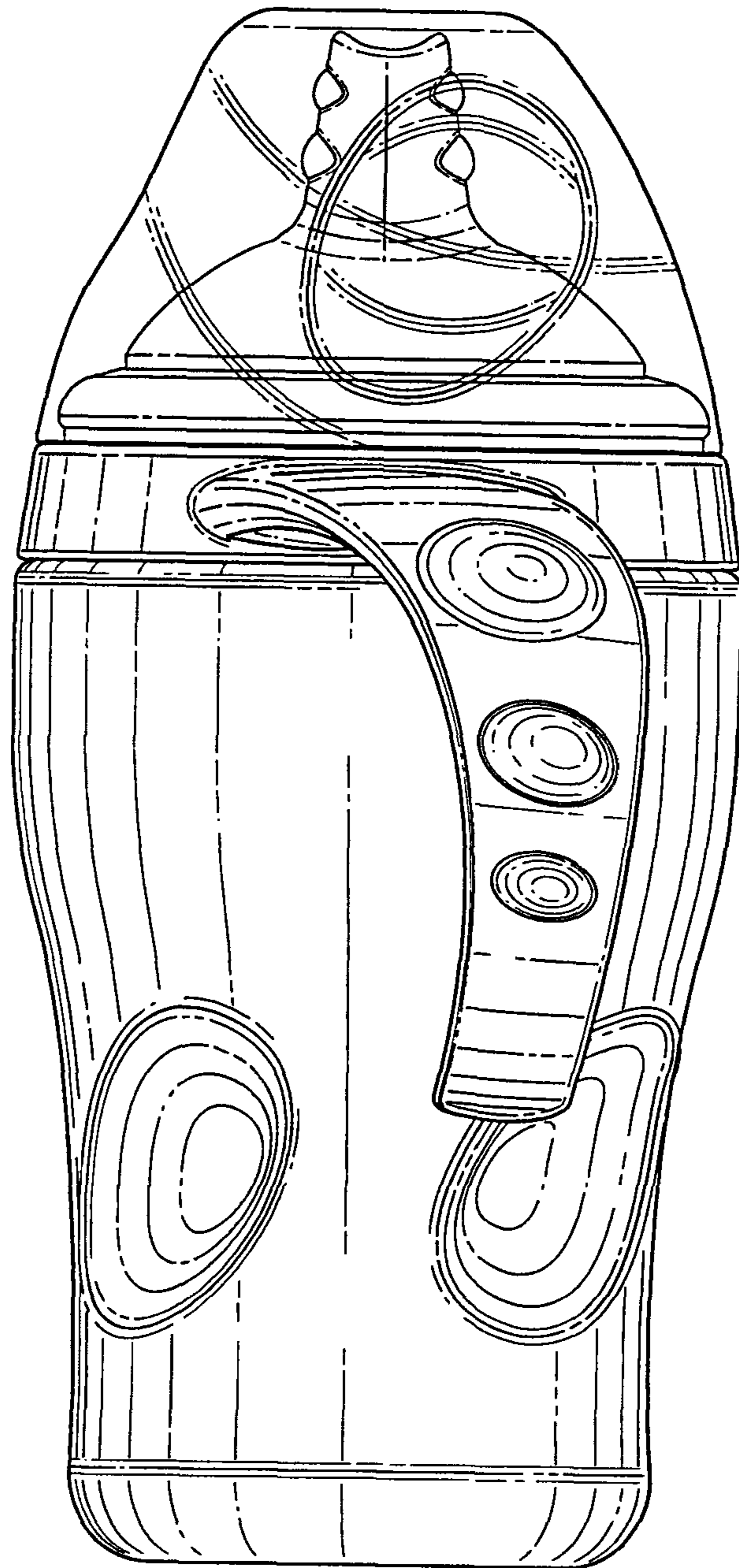


FIG. 3

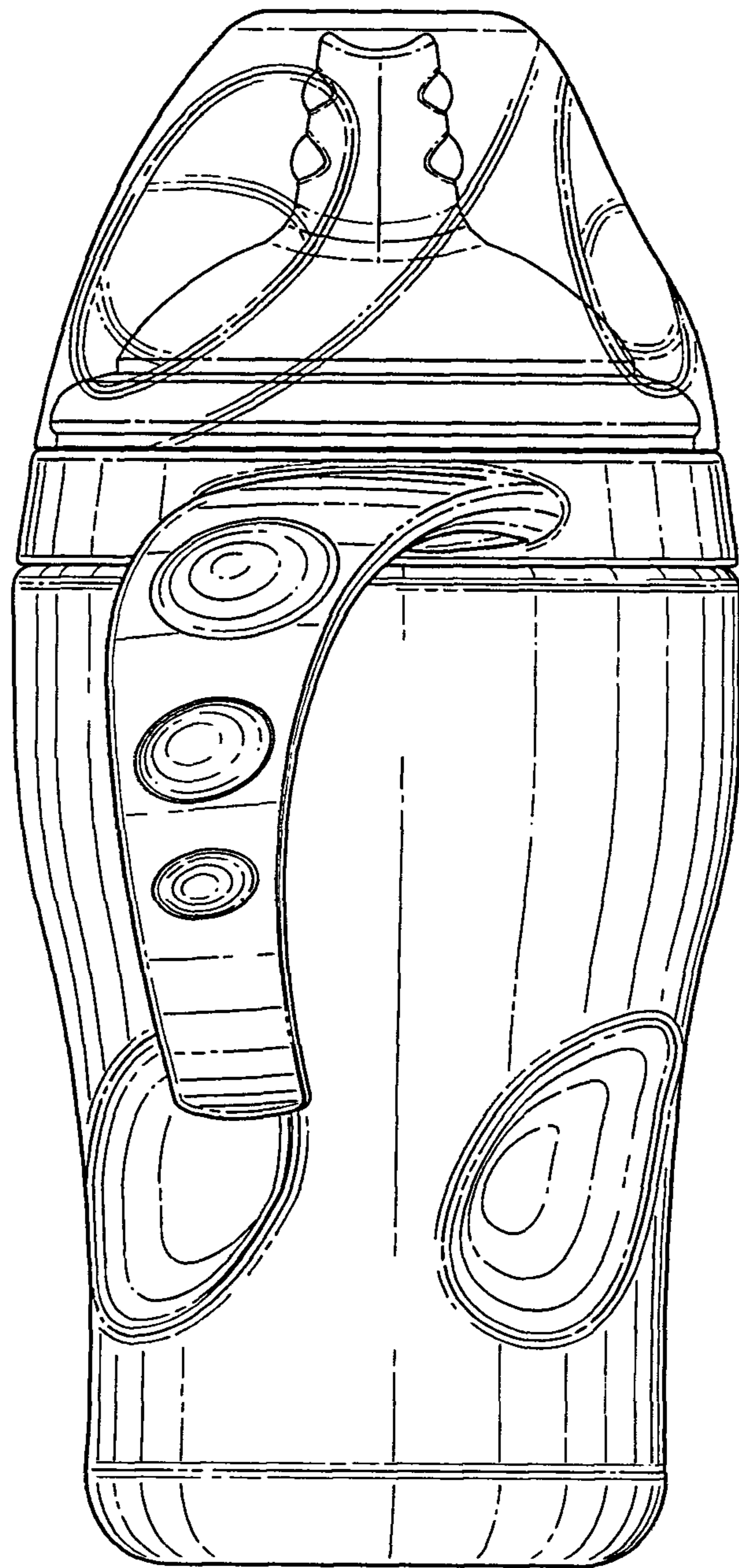


FIG. 4

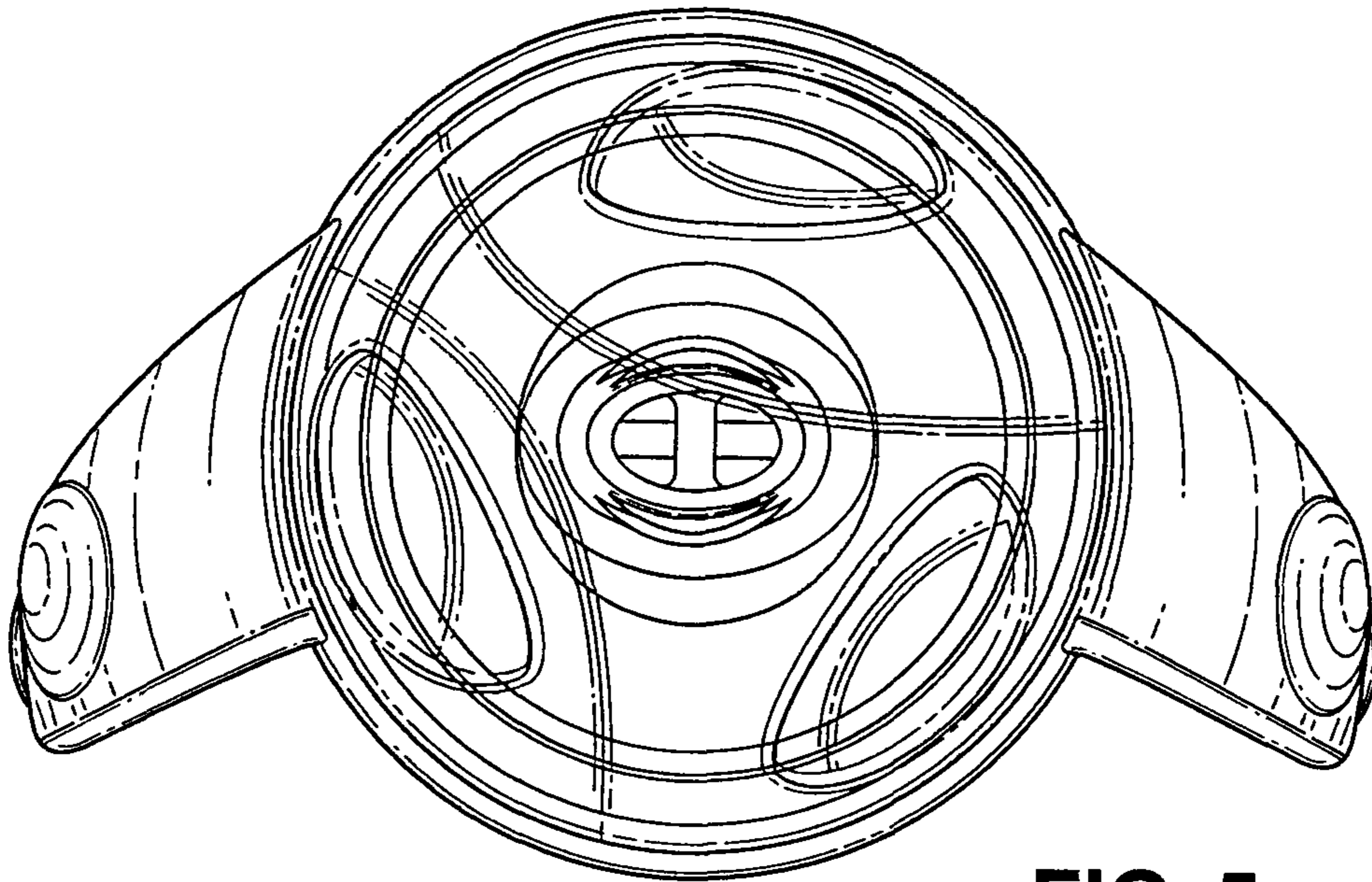


FIG. 5

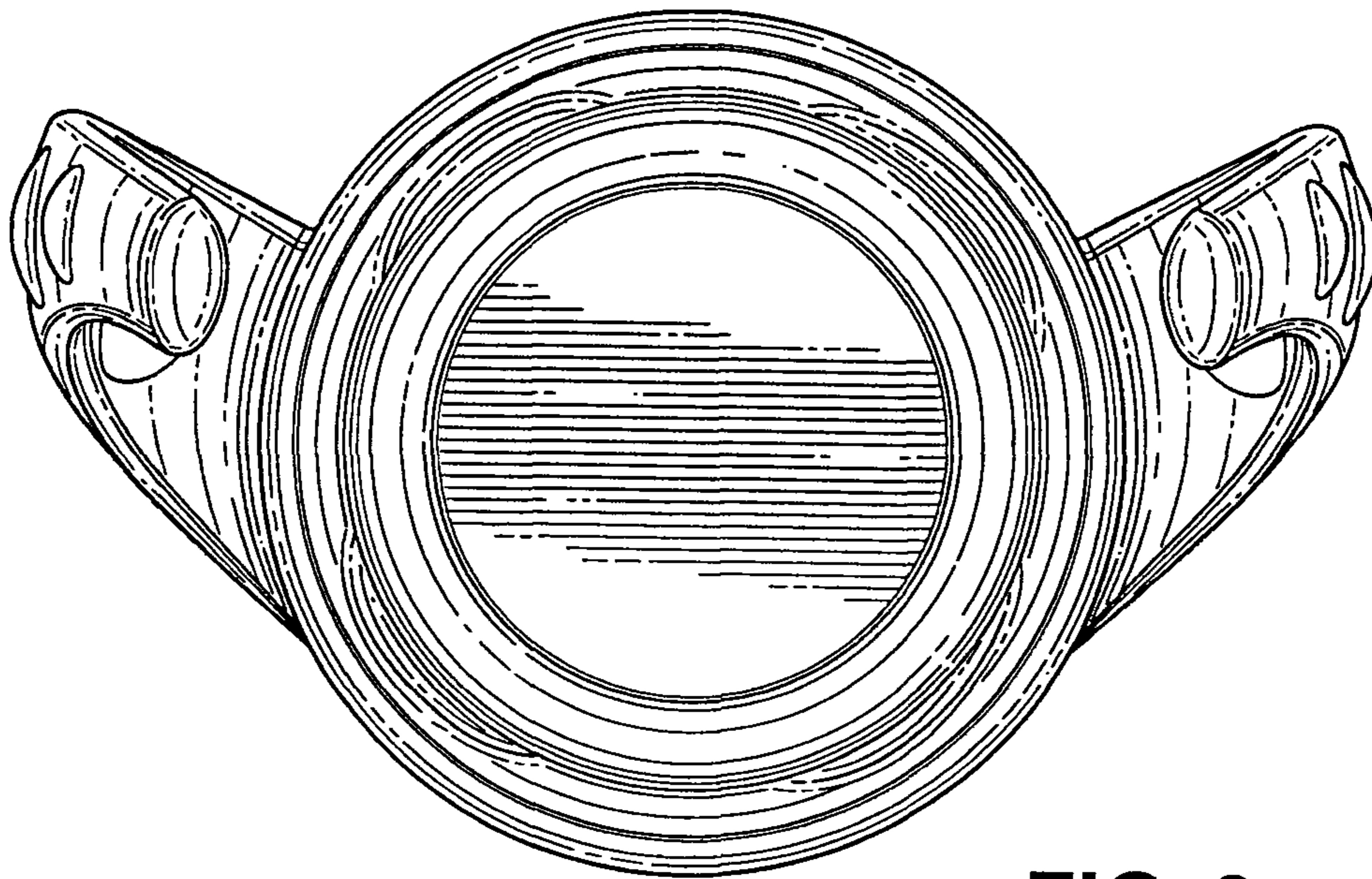


FIG. 6

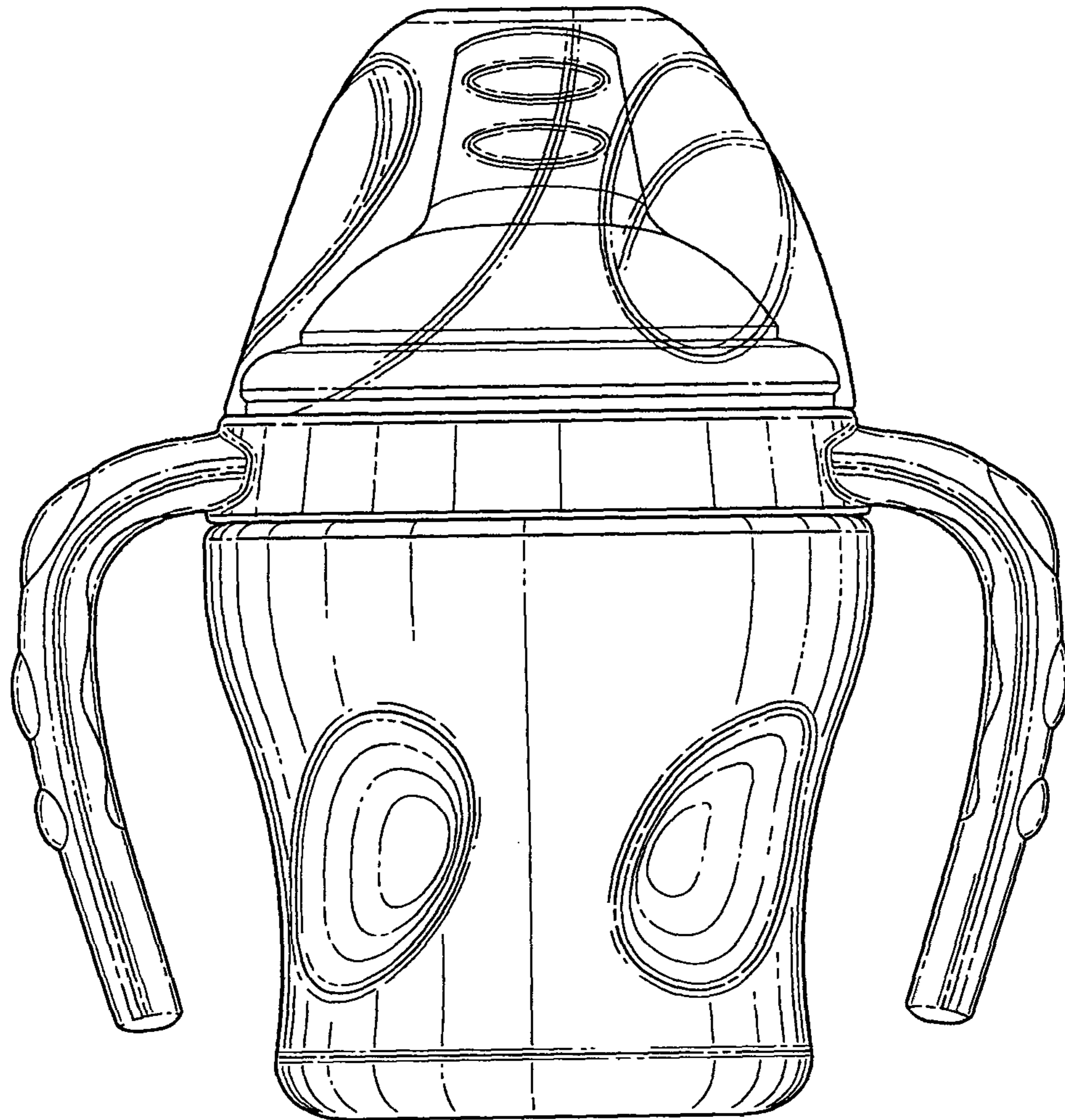


FIG. 7