



US00D693175S

(12) **United States Design Patent**
Saubert

(10) **Patent No.:** **US D693,175 S**
(45) **Date of Patent:** **** Nov. 12, 2013**

- (54) **COOKTOP**
- (71) Applicant: **Michael Saubert**, Hoffman Estates, IL (US)
- (72) Inventor: **Michael Saubert**, Hoffman Estates, IL (US)
- (73) Assignee: **Sears Brands, L.L.C.**, Hoffman Estates, IL (US)
- (**) Term: **14 Years**
- (21) Appl. No.: **29/446,428**
- (22) Filed: **Feb. 22, 2013**

D228,766 S *	10/1973	Stoher	D23/415
D236,418 S *	8/1975	Duperow	D7/407
D244,985 S *	7/1977	Folke	D7/337
D249,448 S *	9/1978	Vache	D7/337
D252,971 S *	9/1979	Ito	D7/337
D275,927 S *	10/1984	Chan	D7/407
5,397,234 A *	3/1995	Kwiatek	431/264
D414,377 S *	9/1999	Huang	D7/407
6,065,465 A *	5/2000	Fukada	126/38
D542,908 S *	5/2007	Tschop et al.	D23/402
D565,895 S *	4/2008	Pryor et al.	D7/407
D581,214 S *	11/2008	Rosa et al.	D7/407
D581,736 S *	12/2008	Besseas	D7/407
D585,240 S *	1/2009	Beroset et al.	D7/407
D610,390 S *	2/2010	Nishijima	D7/332
D627,591 S *	11/2010	Wade	D7/337
8,057,223 B2 *	11/2011	Pryor et al.	431/286
D678,722 S *	3/2013	Lona Santoyo et al.	D7/407
8,408,897 B2 *	4/2013	Rossi et al.	431/354

Related U.S. Application Data

- (63) Continuation of application No. 13/661,762, filed on Oct. 26, 2012.
- (51) **LOC (9) Cl.** **07-02**
- (52) **U.S. Cl.**
USPC **D7/407**
- (58) **Field of Classification Search**
USPC D7/332, 334-337, 402-405, 407, D7/392.1; 126/25 R, 39 C, 41 R, 25 A, 126/29-30, 25 AA, 9 R, 37-38, 40, 39 E, 126/39 H; 99/481-482; D26/118; D23/335, D23/386, 342, 402, 415; 392/357; 431/264, 431/286, 354
See application file for complete search history.

* cited by examiner

Primary Examiner — T. Chase Nelson

Assistant Examiner — Mark Cavanna

(74) *Attorney, Agent, or Firm* — McAndrews Held & Malloy, Ltd.

(57) **CLAIM**

The ornamental design for a cooktop, as shown and described.

DESCRIPTION

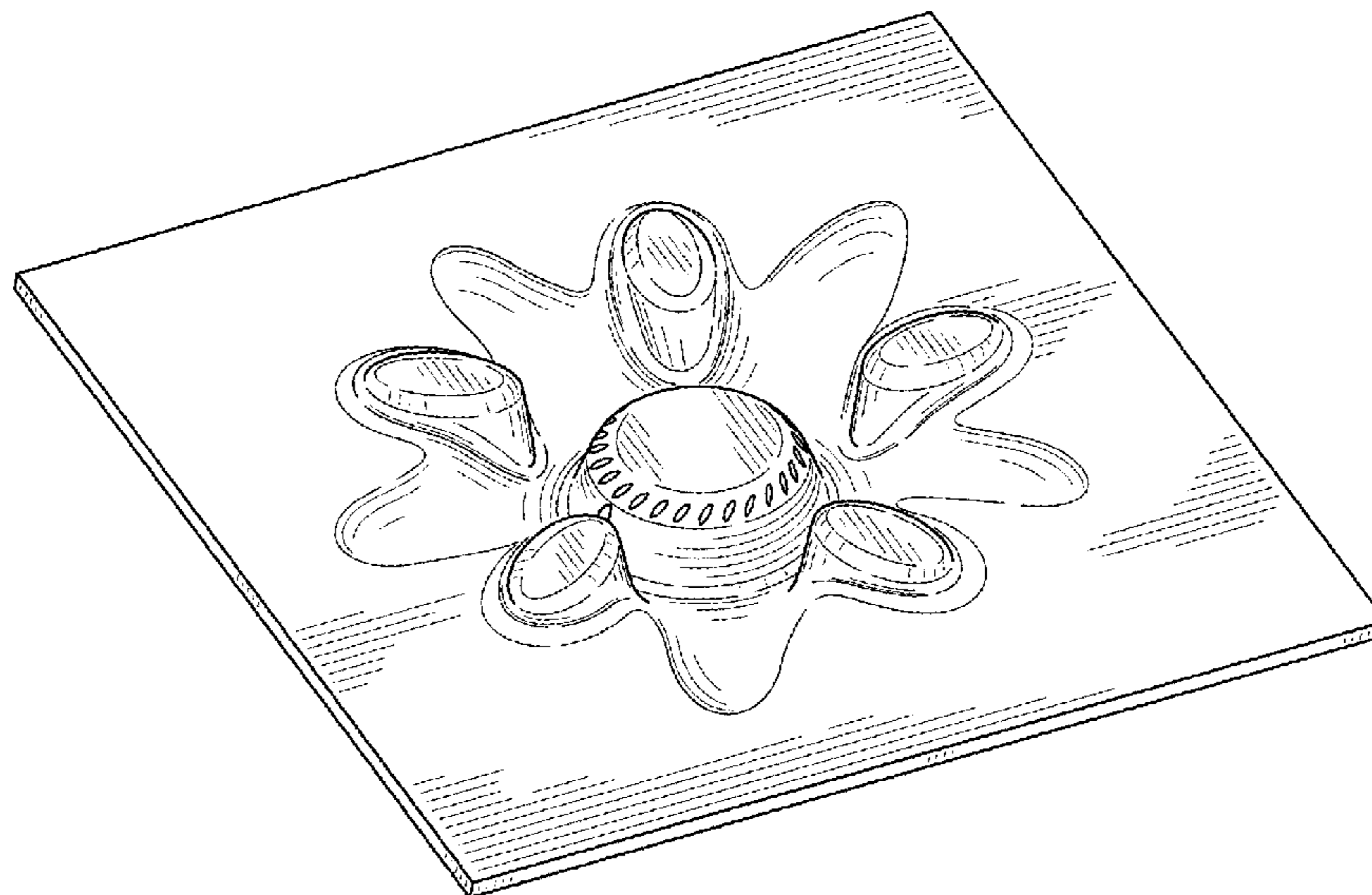
FIG. 1 is a perspective view of a cooktop showing my new design;
 FIG. 2 is a top plan view thereof; and,
 FIG. 3 is a side elevation view.
 The dashed broken lines are for purposes of illustrating portions of the cooktop and form no part of the claimed design.
 The shade lines in the figures show contour and not surface ornamentation.

(56) **References Cited**

U.S. PATENT DOCUMENTS

D48,913 S *	4/1916	Parisen	D7/407
D125,112 S *	2/1941	Reeves	D7/407
3,626,923 A *	12/1971	Martin	126/41 R

1 Claim, 2 Drawing Sheets



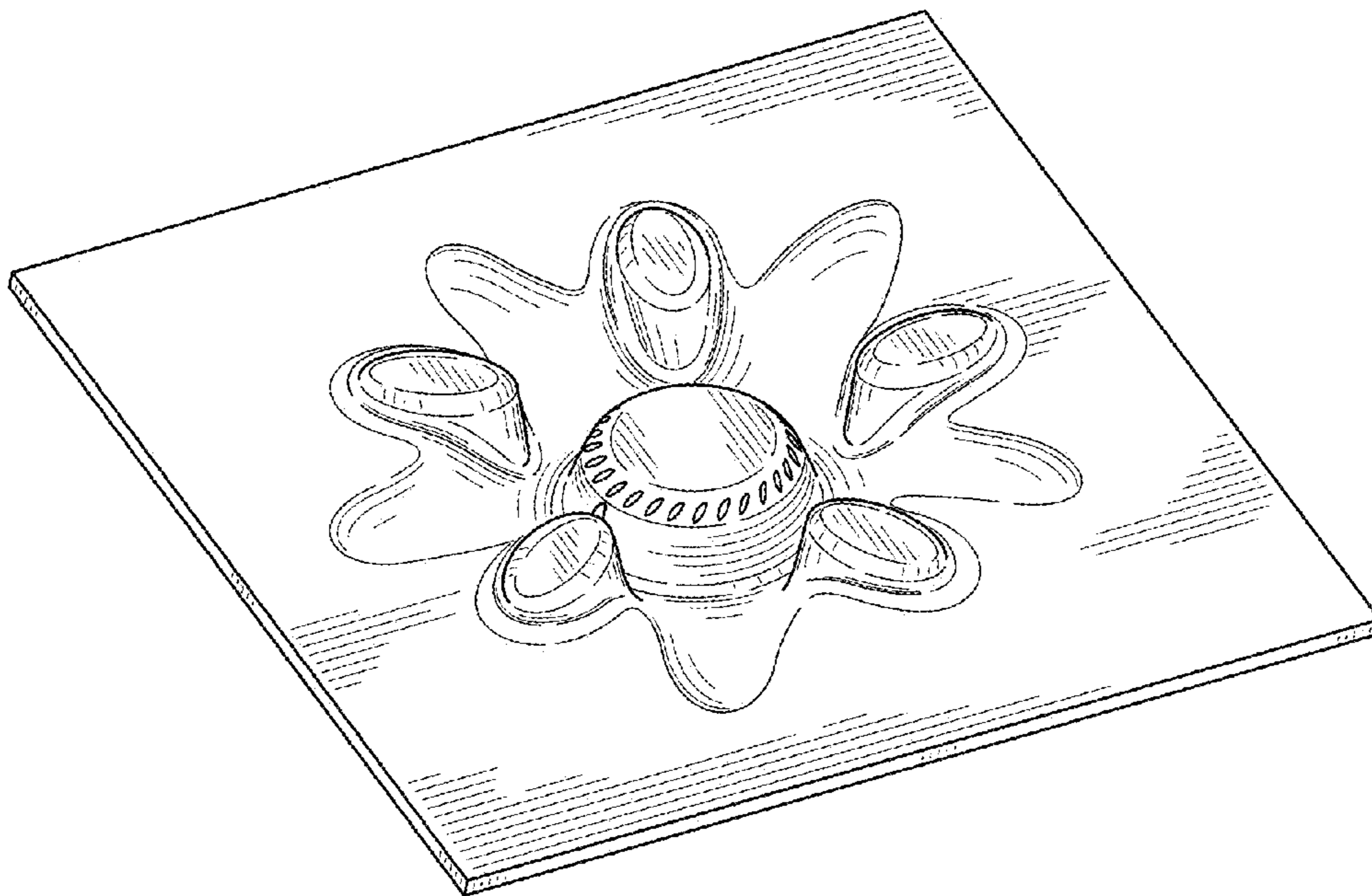


FIG. 1




FIG. 2

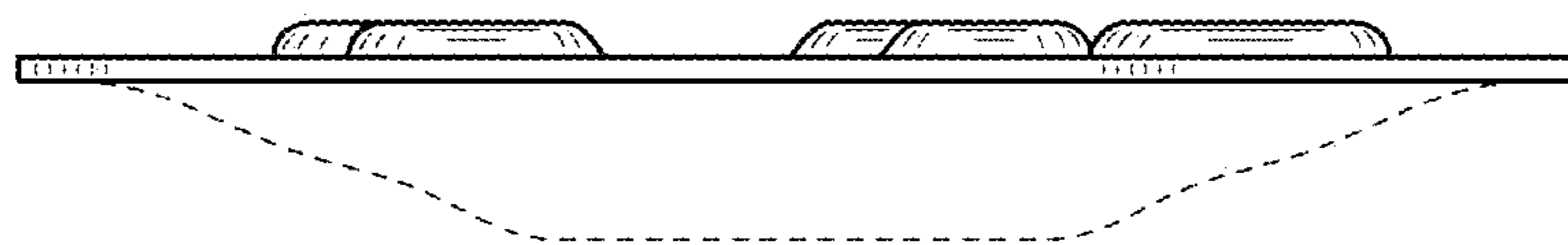


FIG. 3