



US00D693171S

(12) **United States Design Patent**  
**Munari**

(10) **Patent No.:** **US D693,171 S**

(45) **Date of Patent:** **\*\* Nov. 12, 2013**

(54) **HANDLE FOR COOKWARE**

(75) Inventor: **Marco Munari**, Cardano al Campo (IT)

(73) Assignee: **La Termoplastico F.B.M. S.R.L.**, Arsago  
Seprio (VA) (IT)

(\*\*) Term: **14 Years**

(21) Appl. No.: **29/422,548**

(22) Filed: **May 22, 2012**

(30) **Foreign Application Priority Data**

Nov. 24, 2011 (EM) ..... 001951955

(51) **LOC (9) Cl.** ..... **07-02**

(52) **U.S. Cl.**  
USPC ..... **D7/395**

(58) **Field of Classification Search**  
USPC ..... D7/354-361, 393-395, 401.2, 664;  
D8/80, 83, 107, 300, 303, 307, 308,  
D8/313, 321; D4/138, 129; 16/421, 430,  
16/431, 110.1, 407; 220/573.1-573.5,  
220/752, 753, 755, 756, 759, 767, 771,  
220/912; D24/133, 144

See application file for complete search history.

(56) **References Cited**

U.S. PATENT DOCUMENTS

D347,967 S *	6/1994	Munari	.....	D7/395
D483,990 S *	12/2003	Munari	.....	D7/395
D526,532 S *	8/2006	Munari	.....	D7/395
D562,063 S *	2/2008	Munari	.....	D7/395
D578,824 S *	10/2008	Munari et al.	.....	D7/393
D589,745 S *	4/2009	Munari et al.	.....	D7/395
D590,206 S *	4/2009	Munari	.....	D7/395
D618,051 S *	6/2010	Munari	.....	D7/395
D629,647 S *	12/2010	Munari	.....	D7/395

\* cited by examiner

*Primary Examiner* — Cynthia M Chin

(74) *Attorney, Agent, or Firm* — Hedman & Costigan, P.C.;  
James V. Costigan; Kathleen A. Costigan

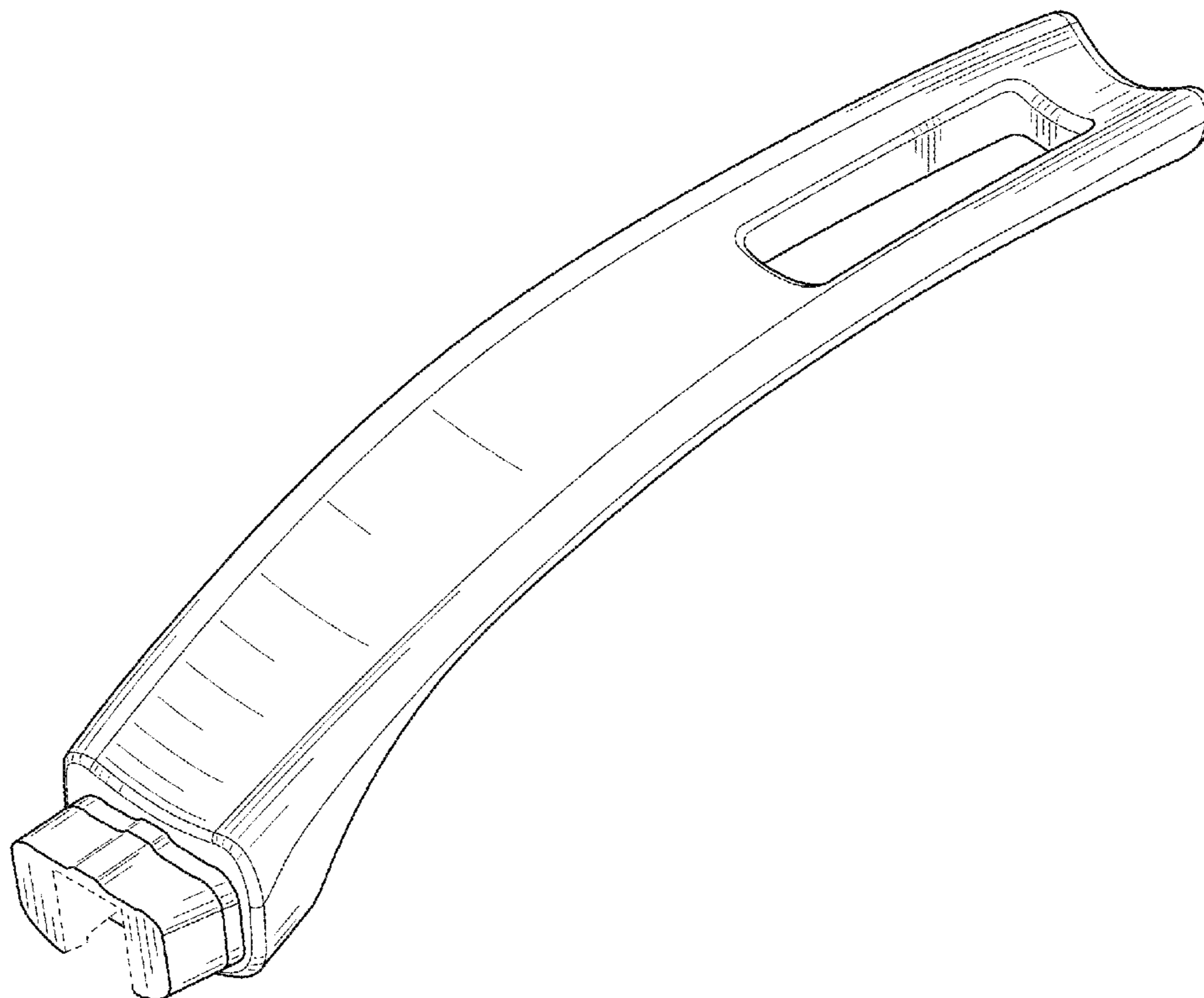
(57) **CLAIM**

The ornamental design for a handle for cookware, as shown  
and described.

**DESCRIPTION**

FIG. 1 is a perspective view of a handle for cookware;  
FIG. 2 is a front view thereof;  
FIG. 3 is a rear view thereof;  
FIG. 4 is a left side view thereof;  
FIG. 5 is a right side view thereof;  
FIG. 6 is a top plan view thereof; and,  
FIG. 7 is a bottom plan view thereof.  
The portions of the article shown in broken lines form no part  
of the claimed design.

**1 Claim, 3 Drawing Sheets**



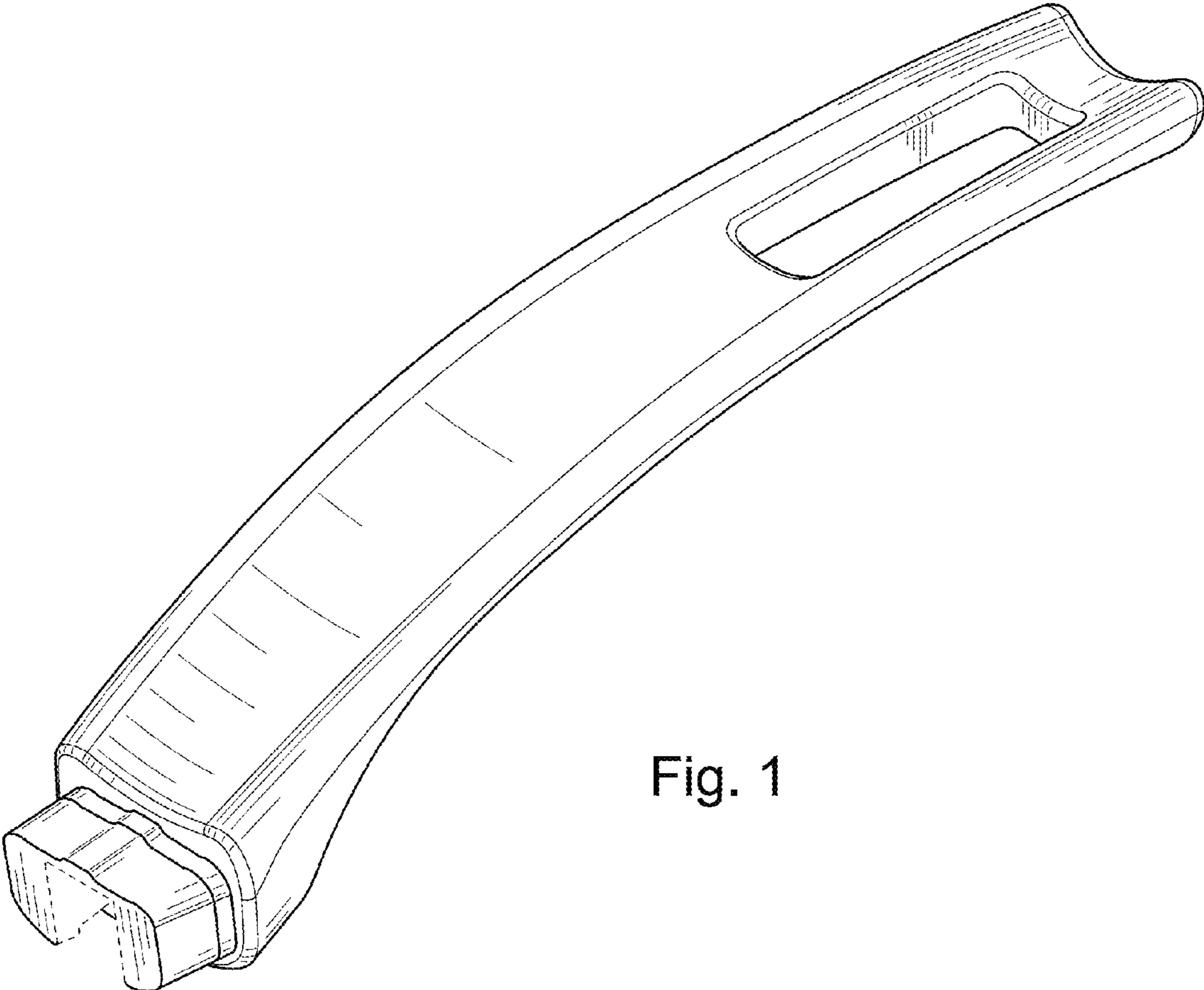


Fig. 1

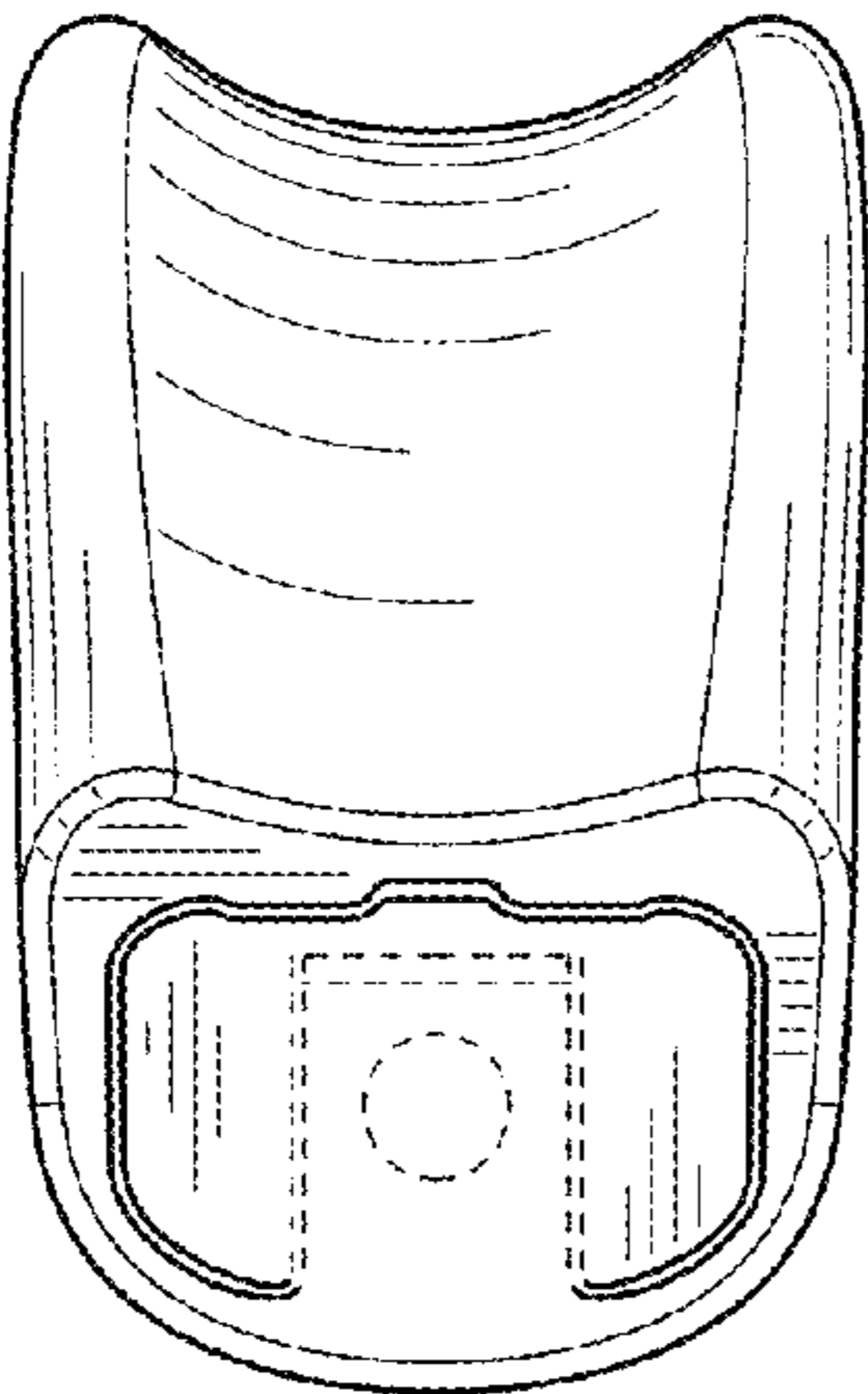


Fig. 2

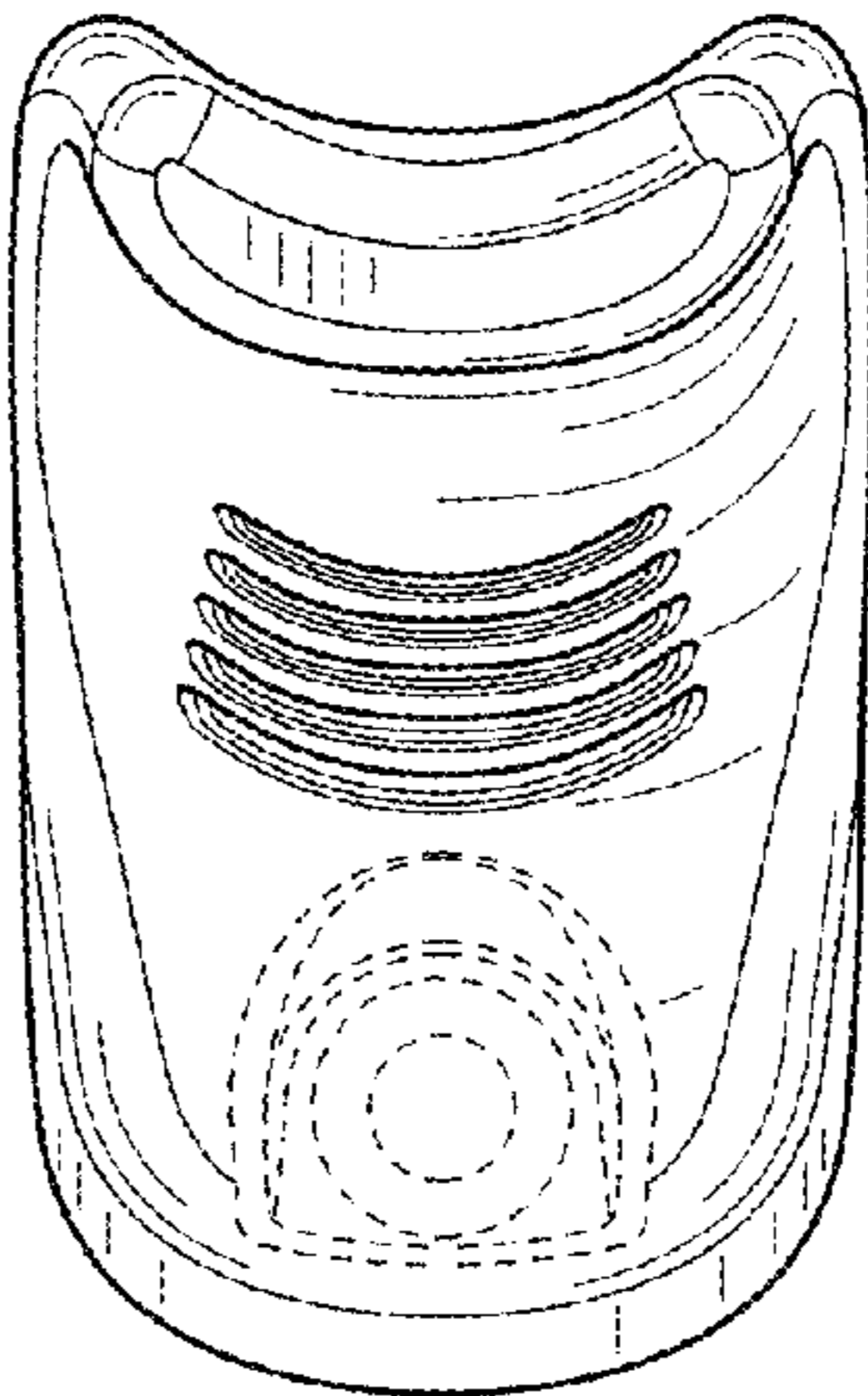


Fig. 3

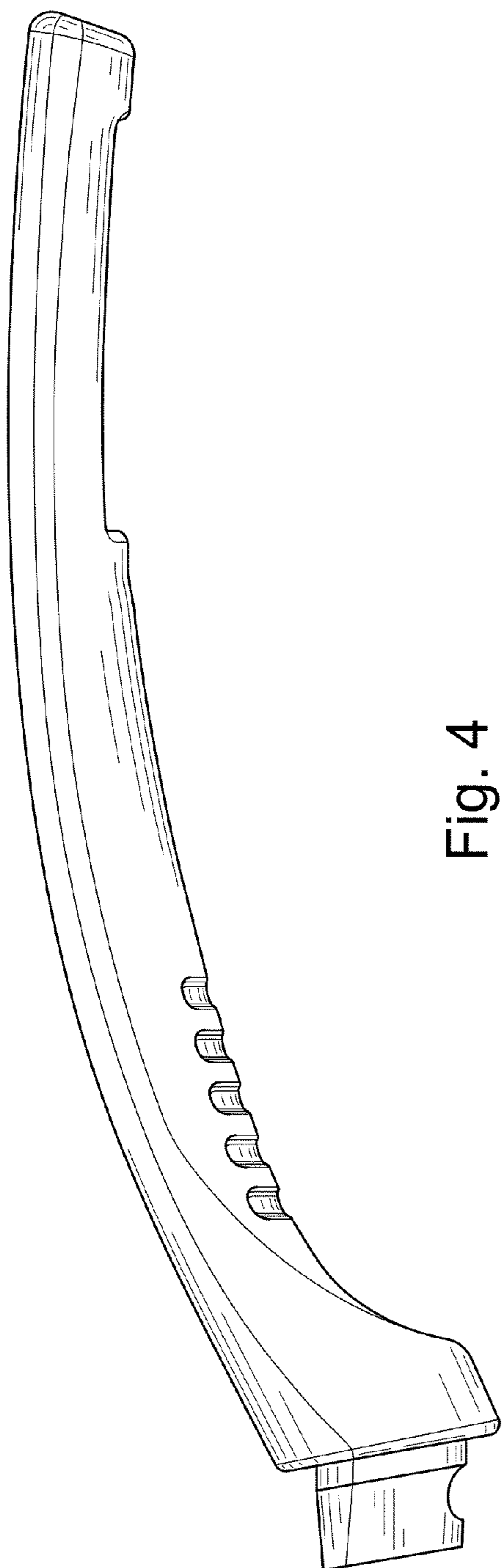


Fig. 4

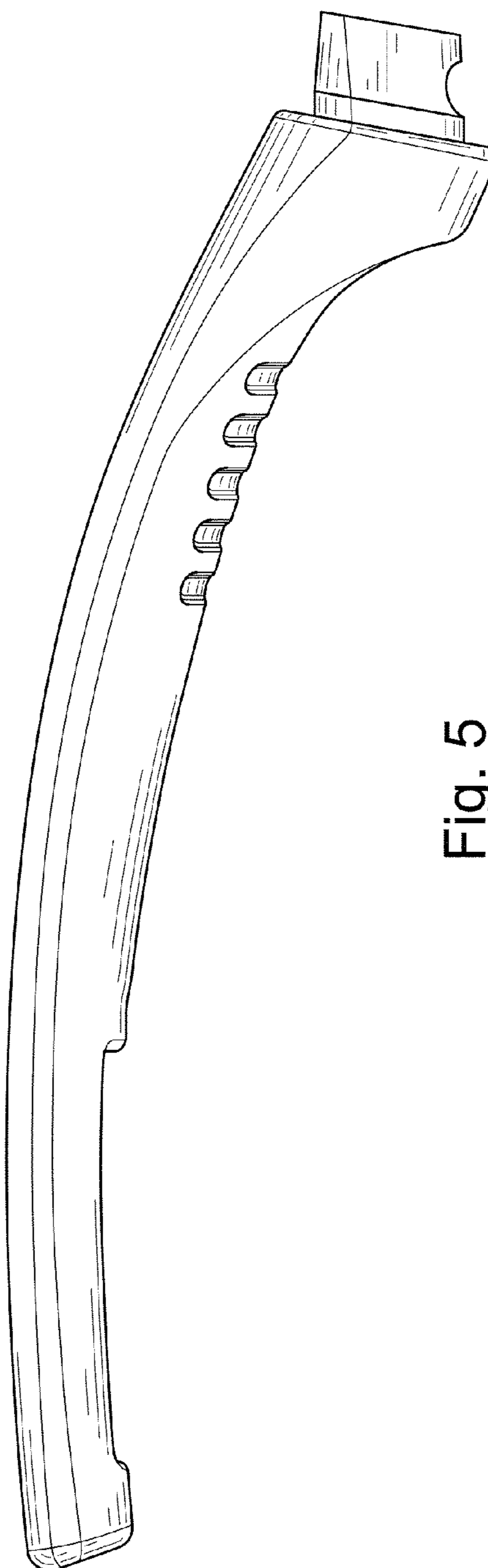


Fig. 5

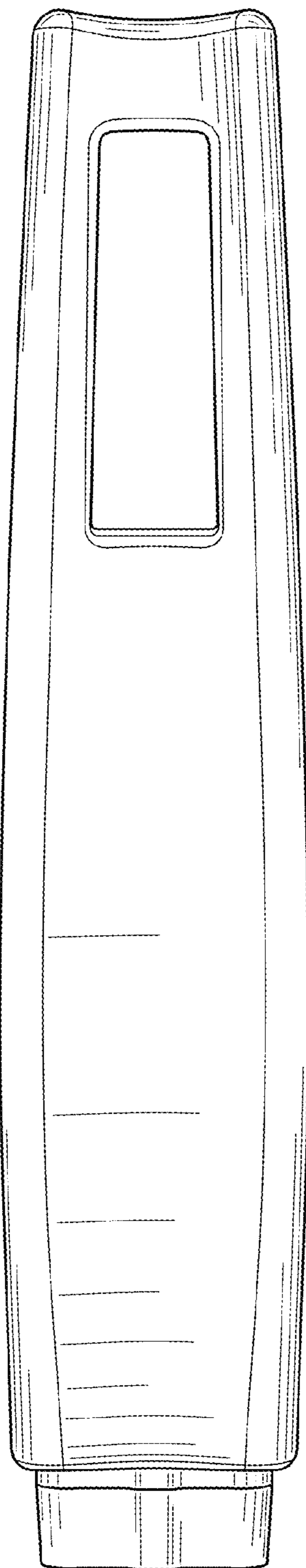


Fig. 6




Fig. 7