



US00D693165S

(12) **United States Design Patent**
Averty

(10) **Patent No.:** **US D693,165 S**

(45) **Date of Patent:** **** Nov. 12, 2013**

(54) **ESPRESSO COFFEE MAKER**

(71) Applicant: **SEB S.A.**, Ecully (FR)

(72) Inventor: **Lionel Averty**, Dijon (FR)

(73) Assignee: **SEB S.A.**, Ecully (FR)

(**) Term: **14 Years**

(21) Appl. No.: **29/437,880**

(22) Filed: **Nov. 21, 2012**

(30) **Foreign Application Priority Data**

May 21, 2012 (EM) 001327159-0001

(51) **LOC (9) Cl.** **07-01**

(52) **U.S. Cl.**
USPC **D7/309; D7/311**

(58) **Field of Classification Search**
USPC D7/309-311, 300, 305, 306; 99/279,
99/284, 290, 275, 295, 293
See application file for complete search history.

(56) **References Cited**

U.S. PATENT DOCUMENTS

4,852,474	A	*	8/1989	Mahlich et al.	99/293
D323,949	S	*	2/1992	Kahlcke	D7/309
D324,621	S	*	3/1992	Haslacher	D7/309
D336,206	S	*	6/1993	Littmann	D7/309
D340,381	S	*	10/1993	Mermillod	D7/309
D344,206	S	*	2/1994	Azpiri	D7/309
D354,193	S	*	1/1995	Storsberg	D7/309
D360,802	S	*	8/1995	Seiffert	D7/309
D364,306	S	*	11/1995	Storsberg	D7/309
D380,334	S	*	7/1997	Lin	D7/309
D431,748	S	*	10/2000	Cahen	D7/309

D431,751	S	*	10/2000	Cahen	D7/309
D449,199	S	*	10/2001	Cahen	D7/309
D514,370	S	*	2/2006	Jacques	D7/309
D556,495	S	*	12/2007	Davenport	D7/309
D597,781	S	*	8/2009	Siu	D7/309
D603,207	S	*	11/2009	Metz et al.	D7/307
D607,258	S	*	1/2010	De Pra'	D7/309
D634,963	S	*	3/2011	Romandy	D7/306
D640,083	S	*	6/2011	Davenport	D7/309
D669,295	S	*	10/2012	Koury et al.	D7/310
D678,718	S	*	3/2013	Grassia	D7/399
D682,001	S	*	5/2013	Verhaagen et al.	D7/309
D686,033	S	*	7/2013	Burton et al.	D7/306

* cited by examiner

Primary Examiner — Marianne Pandozzi

(74) *Attorney, Agent, or Firm* — Loeb and Loeb, LLP

(57) **CLAIM**

The ornamental design for an espresso coffee maker, as shown and described.

DESCRIPTION

FIG. 1 is a front view of an espresso coffee maker showing my new design;

FIG. 2 is a rear view of the espresso coffee maker of FIG. 1; FIG. 3 is a left side view of the espresso coffee maker of FIG. 1;

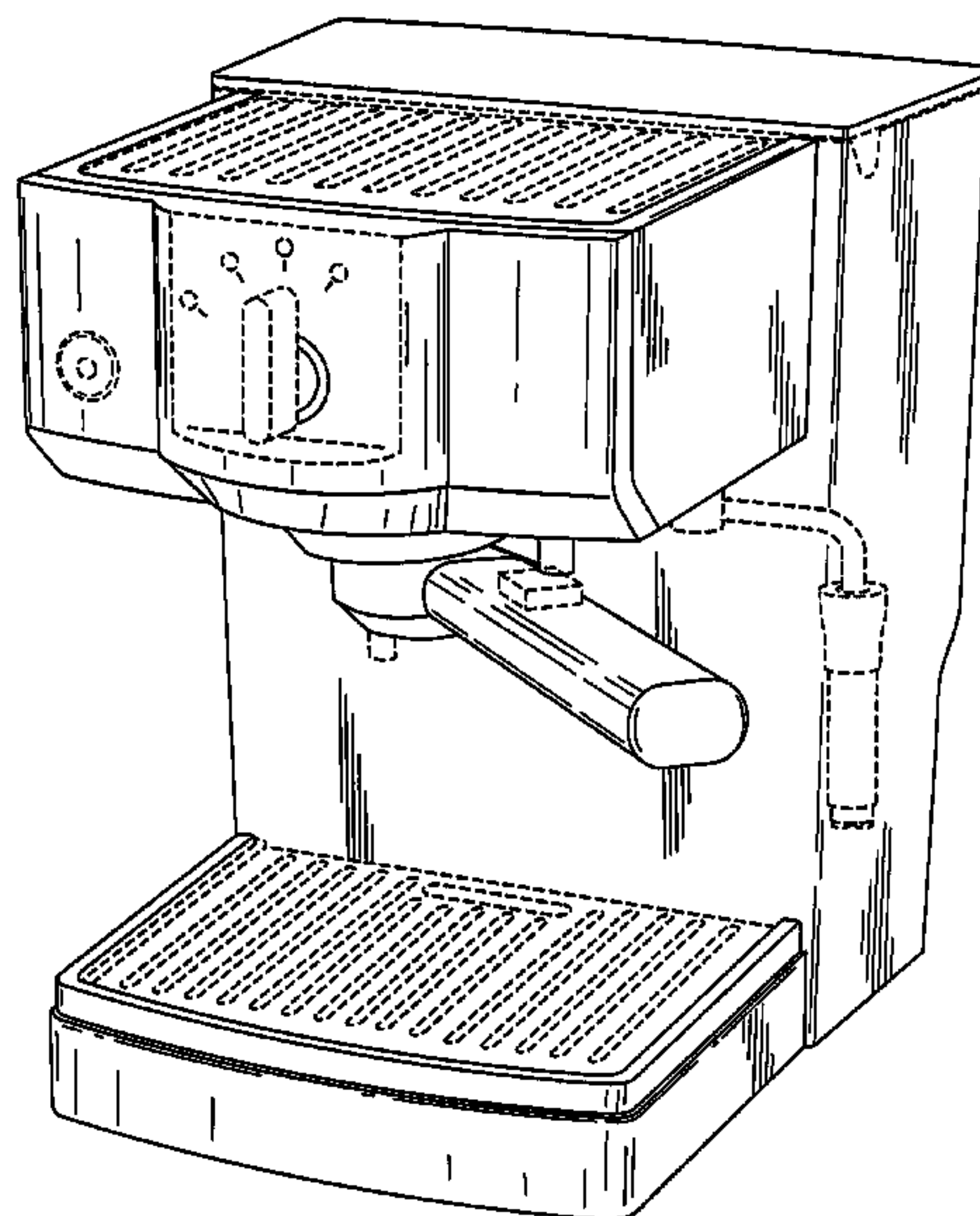
FIG. 4 is a right side view of the espresso coffee maker of FIG. 1;

FIG. 5 is a top view of the espresso coffee maker of FIG. 1; and,

FIG. 6 is a perspective view of the espresso coffee maker of FIG. 1.

The broken lines in the drawings are included for the purpose of illustration and form no part of the claimed design.

1 Claim, 6 Drawing Sheets



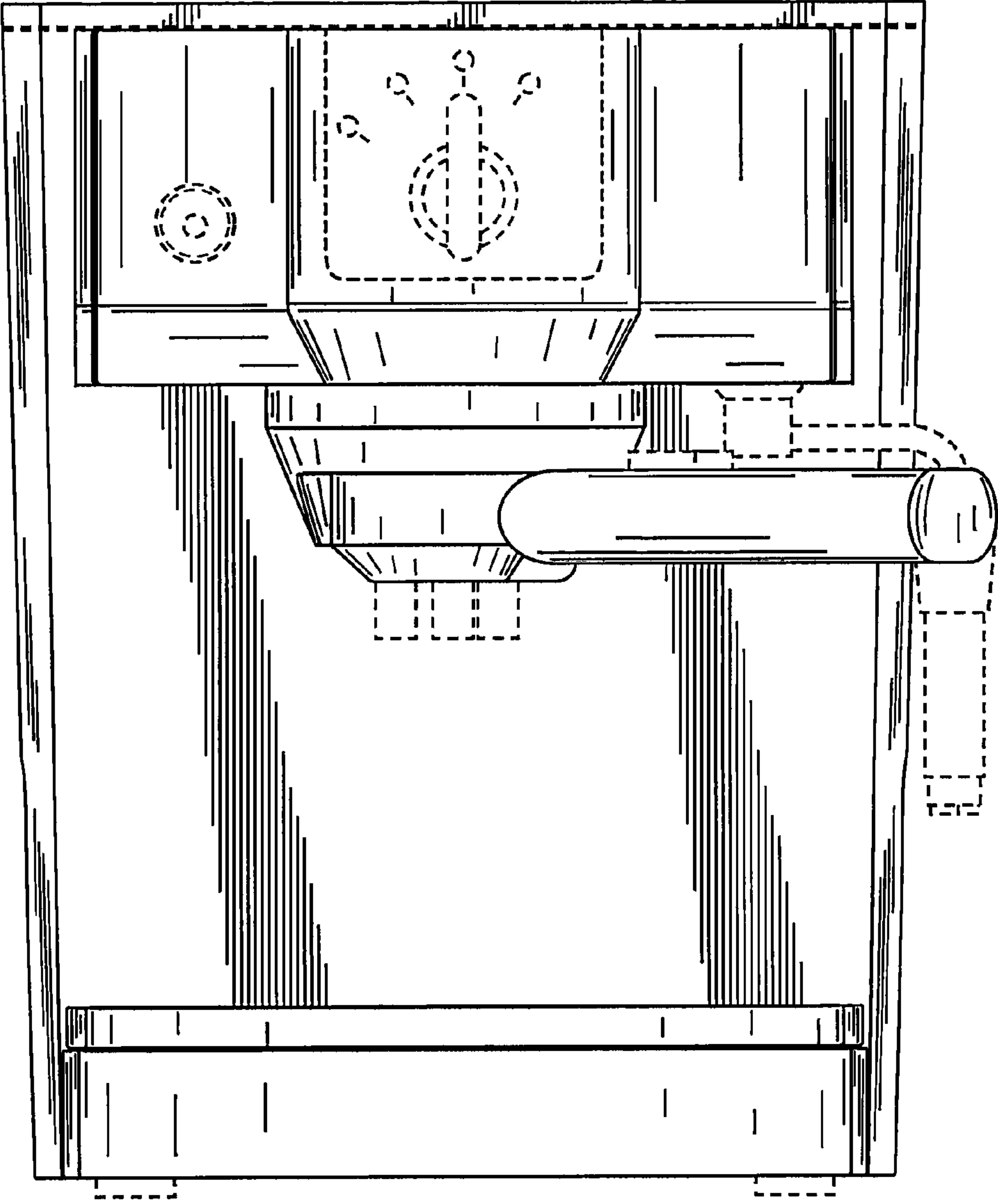


FIG. 1

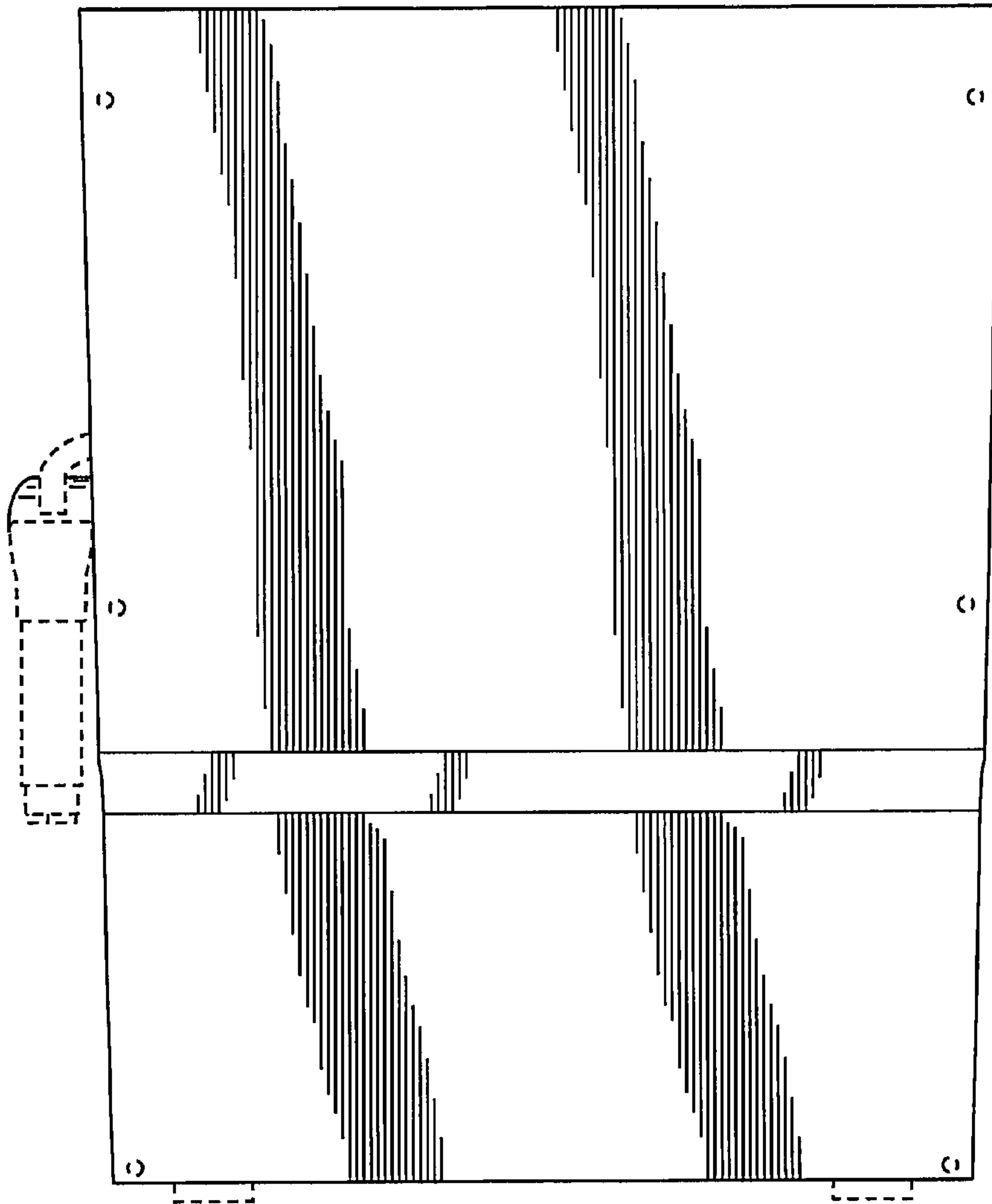


FIG. 2

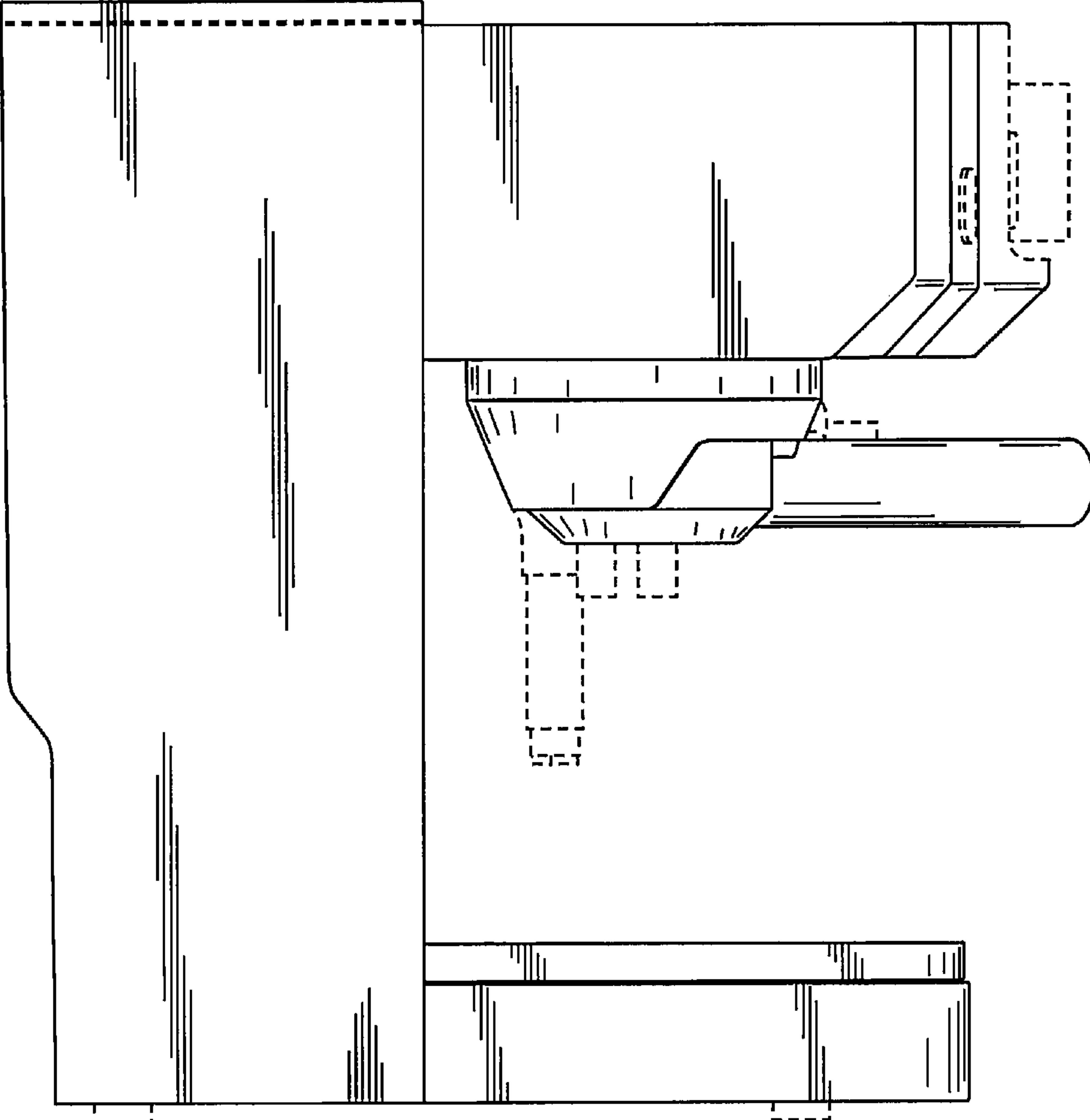


FIG. 3

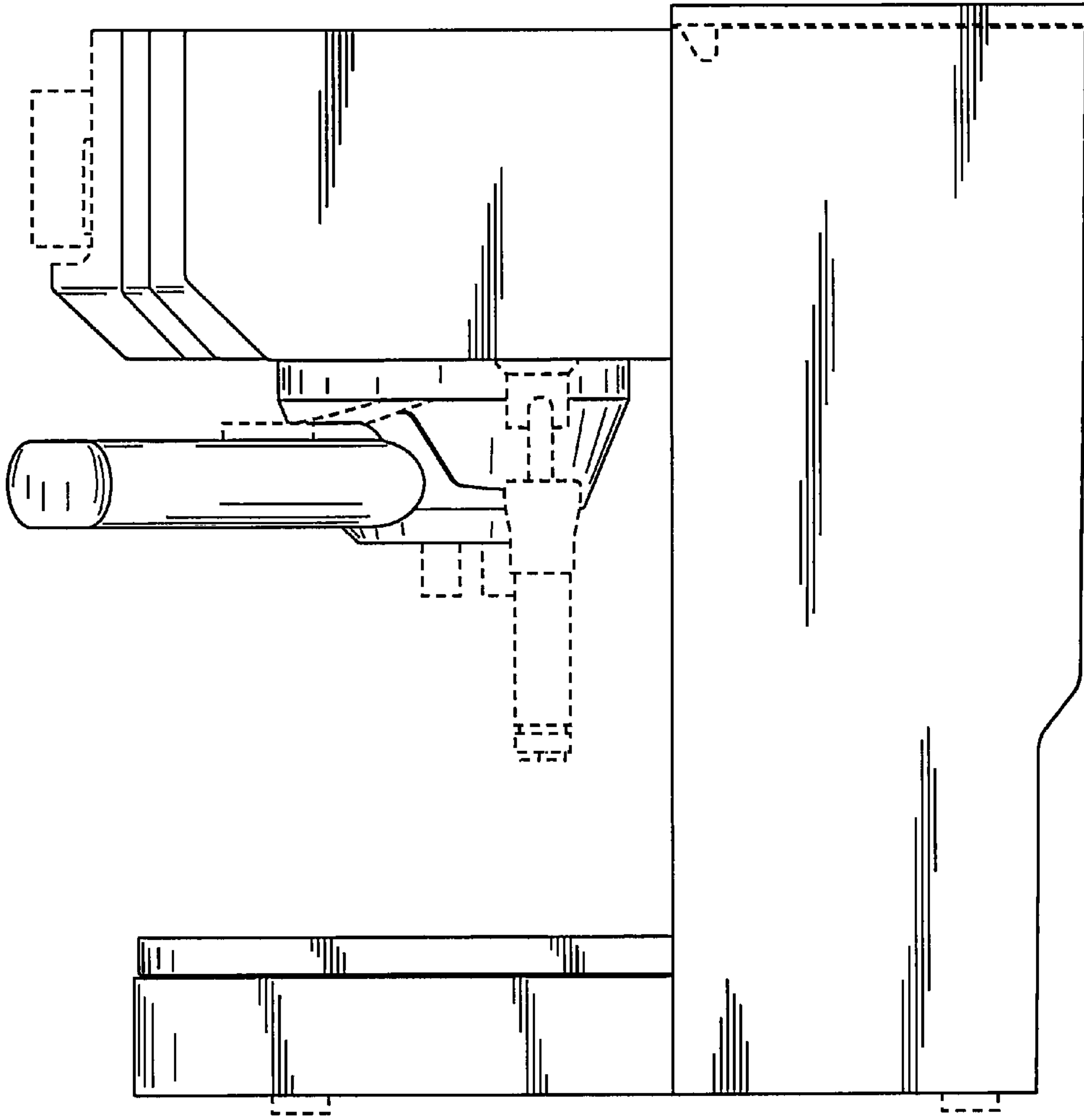


FIG. 4




FIG. 5

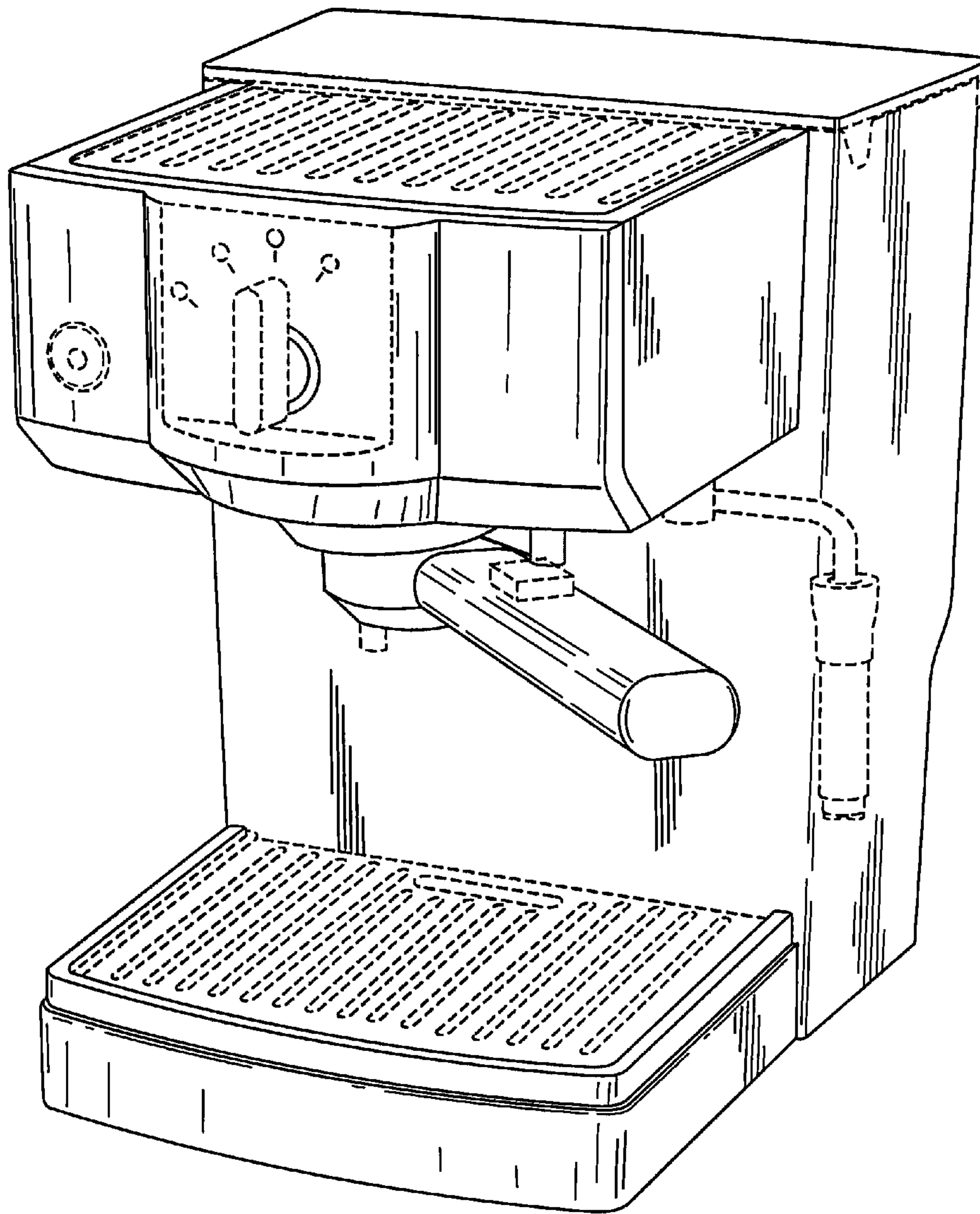


FIG. 6