



US00D693155S

(12) **United States Design Patent**  
**Wu**

(10) **Patent No.:** **US D693,155 S**  
(45) **Date of Patent:** **\*\* Nov. 12, 2013**

(54) **DISPLAY**

(75) Inventor: **Kam Bun Wu**, Tai Po (HK)  
(73) Assignee: **Product Innovator Ltd.**, Shatin, N.T. (HK)  
(\*\*) Term: **14 Years**

(21) Appl. No.: **29/369,122**

(22) Filed: **Sep. 2, 2010**

(30) **Foreign Application Priority Data**

Apr. 12, 2010 (HK) ..... 10103557

(51) **LOC (9) Cl.** ..... **06-04**

(52) **U.S. Cl.**  
USPC ..... **D6/672**

(58) **Field of Classification Search**  
USPC ..... D6/449, 396, 475, 477, 510; 312/111, 312/114, 204; 108/59, 60, 64, 91; D3/305, D3/304, 307; 206/503, 507, 510; 211/134, 211/13.1, 85.2, 85.3, 90.01  
See application file for complete search history.

(56) **References Cited**

**U.S. PATENT DOCUMENTS**

D465,348 S *	11/2002	Lucatello	.....	D6/396
7,048,346 B2 *	5/2006	Saravis	.....	312/111
D600,943 S *	9/2009	Austin et al.	.....	D6/449
D600,944 S *	9/2009	McConnell et al.	.....	D6/449
D654,723 S *	2/2012	Gormezano	.....	D6/449
D656,730 S *	4/2012	Son	.....	D3/305

**OTHER PUBLICATIONS**

Print-out of webpage for “Karlsson Multi Colored DIY Cube Wall Clock” by the Clock Company, May 27, 2010; <http://www.clockco.co.uk/karlsson-multi-colored-cube-wall-clock-p-285.html>.

\* cited by examiner

*Primary Examiner* — Philip S Hyder

*Assistant Examiner* — Sydney R Buffalow

(74) *Attorney, Agent, or Firm* — Ungaretti & Harris LLP


(57) **CLAIM**

I claim the ornamental design for a display, as shown and described.

**DESCRIPTION**

FIG. 1 is a perspective view of an embodiment of our ornamental design of a display, wherein six of the compartments are obscured by broken line environmental structure; FIG. 2 is a front elevation view of the ornamental design of the display of FIG. 1, wherein the broken line environmental structure has been omitted; FIG. 3 is a top plan view of the ornamental design of the display of FIG. 1; FIG. 4 is a rear elevation view of the ornamental design of the display of FIG. 1; FIG. 5 is a bottom plan view of the ornamental design of the display of FIG. 1; FIG. 6 is a left elevation view of the ornamental design of the display of FIG. 1; and, FIG. 7 is a right elevation view of the ornamental design of the display of FIG. 1. Features shown in broken lines in the drawings are not part of the claim.

**1 Claim, 4 Drawing Sheets**



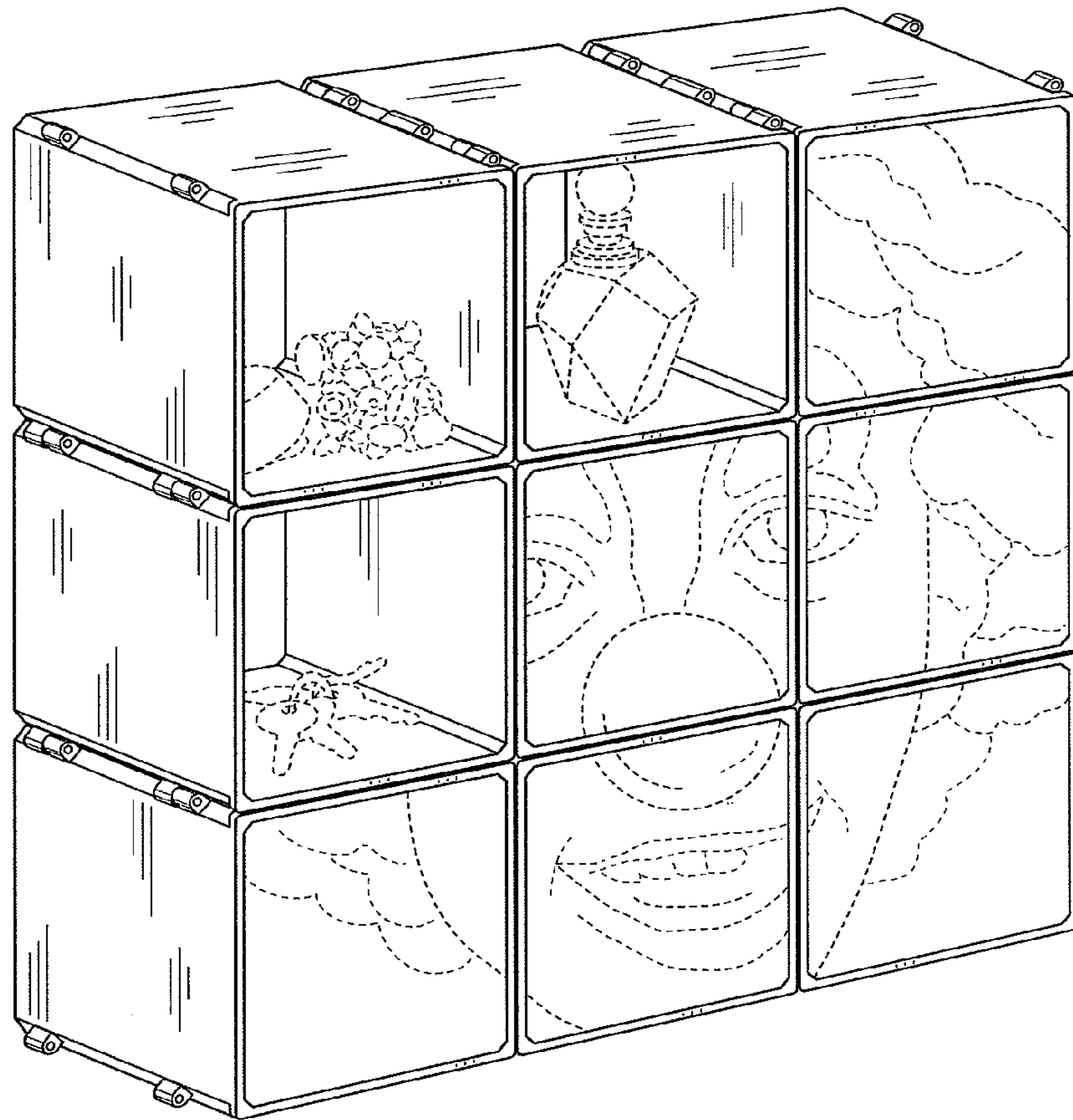


FIG. 1

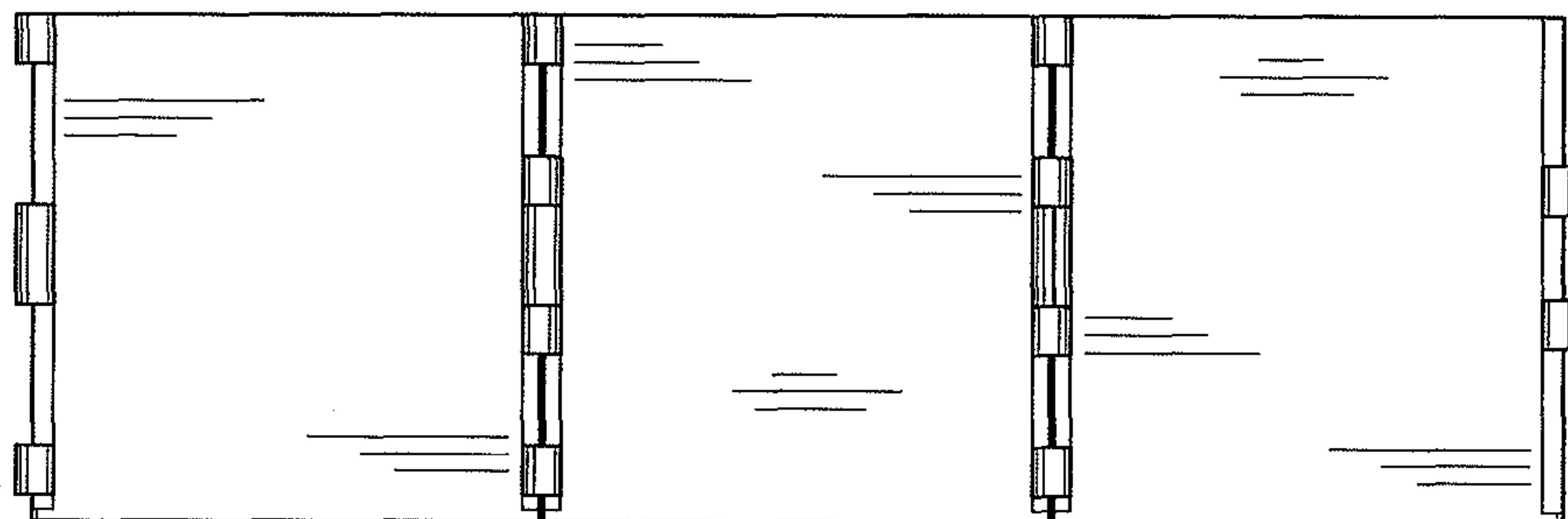


FIG. 3




FIG. 2

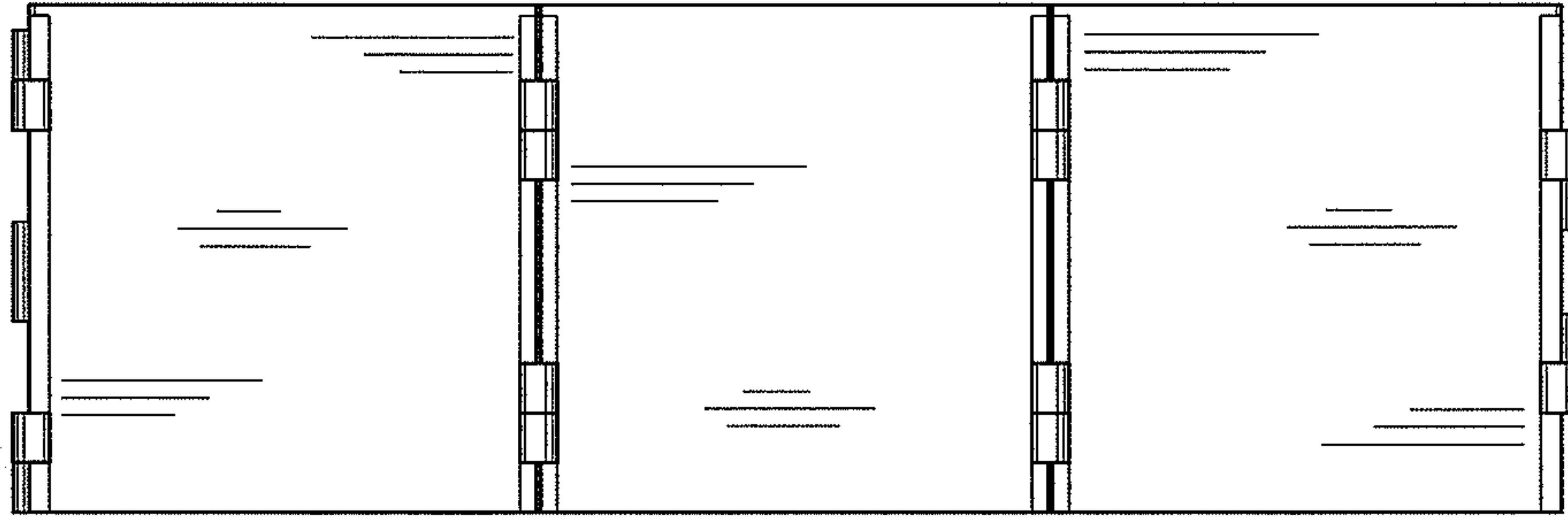


FIG. 5




FIG. 4

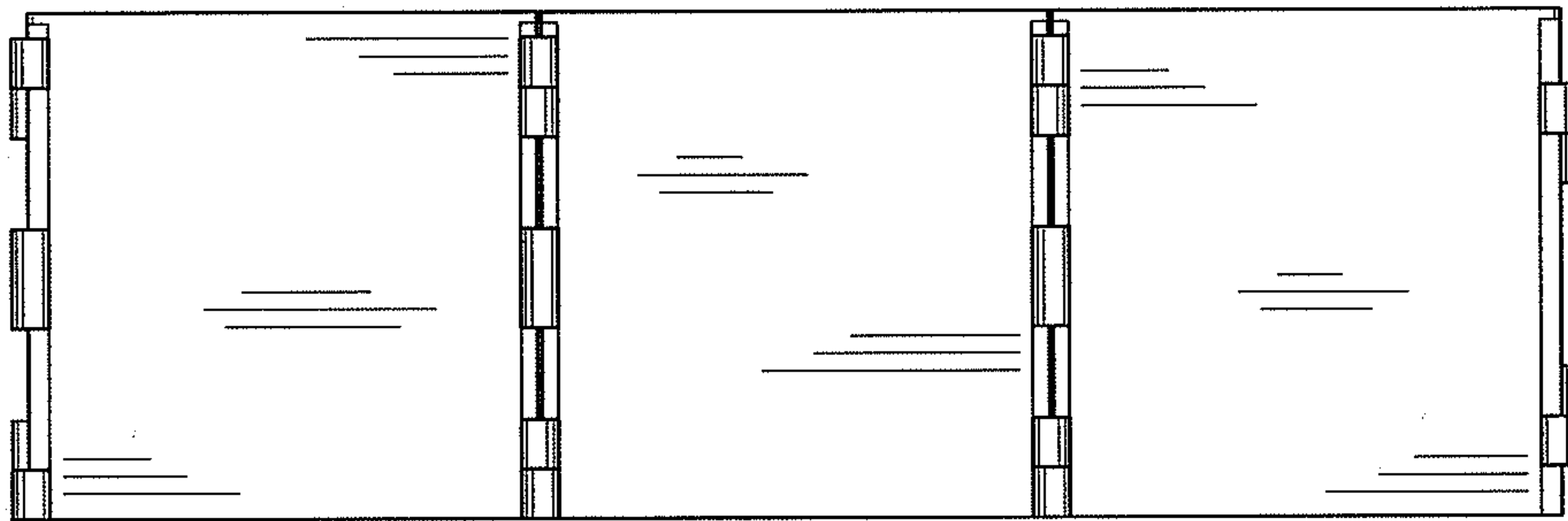


FIG. 6

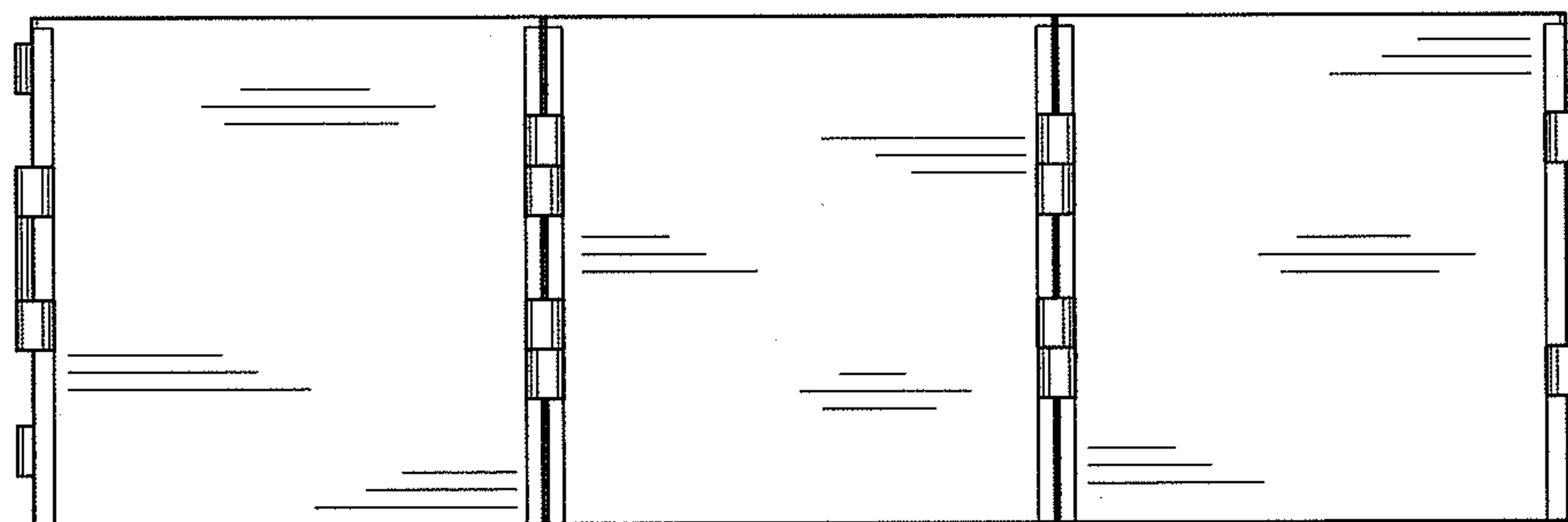


FIG. 7