



US00D693141S

(12) **United States Design Patent**  
**Wootten, Jr.**

(10) **Patent No.:** **US D693,141 S**

(45) **Date of Patent:** **\*\* Nov. 12, 2013**

(54) **PILLOW**

(75) Inventor: **Gerald E. Wootten, Jr.**, Cullman, AL (US)

(73) Assignee: **Homtex, Inc.**, Vinemont, AL (US)

(\*\*) Term: **14 Years**

(21) Appl. No.: **29/412,138**

(22) Filed: **Jan. 31, 2012**

(51) **LOC (9) Cl.** ..... **06-09**

(52) **U.S. Cl.**  
USPC ..... **D6/601**

(58) **Field of Classification Search**  
USPC ..... D6/595, 596, 597, 601, 604; 5/420,  
5/630, 633, 636, 637, 645, 652-656,  
5/655.9, 639, 644

See application file for complete search history.

(56) **References Cited**

U.S. PATENT DOCUMENTS

D311,295 S	*	10/1990	Roberts	.....	D6/601
D337,017 S	*	7/1993	Levien	.....	D6/601
D482,558 S	*	11/2003	Kancilja et al.	.....	D6/601
D615,794 S	*	5/2010	Jorgensen et al.	.....	D6/601

\* cited by examiner

*Primary Examiner* — Janice Seeger

(74) *Attorney, Agent, or Firm* — Pearne & Gordon LLP


(57) **CLAIM**

The ornamental design for a pillow, as shown and described.

**DESCRIPTION**

FIG. 1 is a perspective view of a pillow, showing my new design;  
 FIG. 2 is an end elevational view, the opposite end being identical thereto;  
 FIG. 3 is a side elevational view, the opposite side being identical thereto;  
 FIG. 4 is a top plan view thereof;  
 FIG. 5 is a bottom plan view thereof;  
 FIG. 6 is a perspective view of a pillow, showing a second embodiment of my new design;  
 FIG. 7 is an end elevational view, the opposite end being identical thereto;  
 FIG. 8 is a side elevational view, the opposite side being identical thereto;  
 FIG. 9 is a top plan view thereof;  
 FIG. 10 is a bottom plan view thereof;  
 FIG. 11 is a perspective view of a pillow, showing a third embodiment of my new design;  
 FIG. 12 is an end elevational view, the opposite end being identical thereto;  
 FIG. 13 is a side elevational view, the opposite side being identical thereto;  
 FIG. 14 is a top plan view thereof; and,  
 FIG. 15 is a bottom plan view thereof.

**1 Claim, 9 Drawing Sheets**



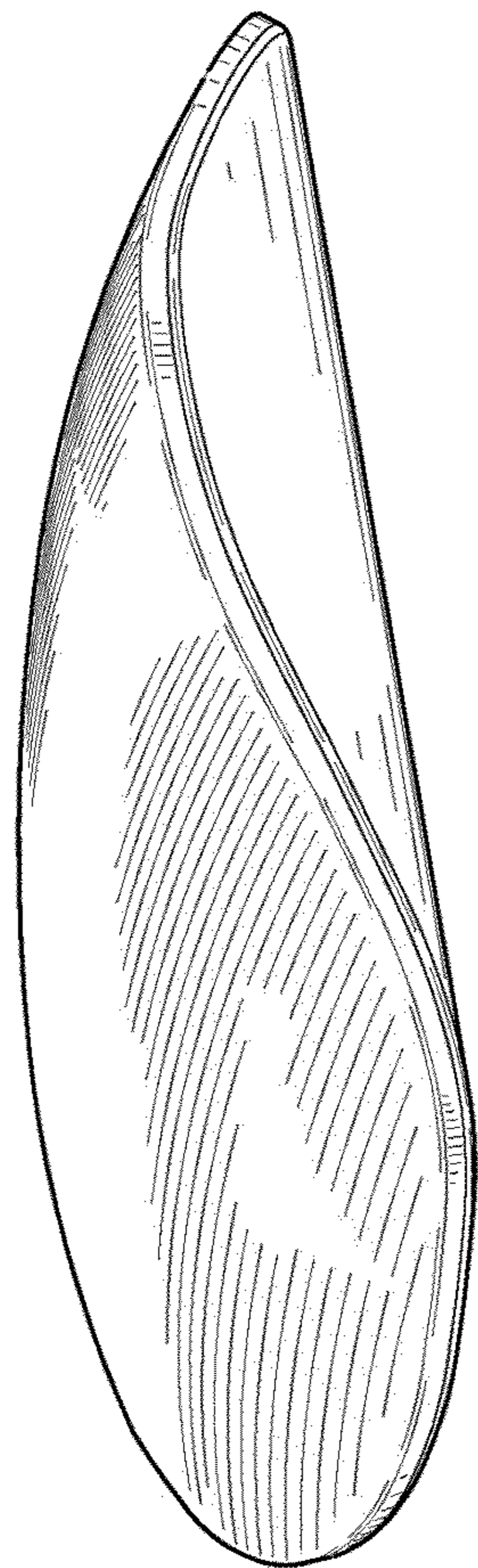


FIG. 1

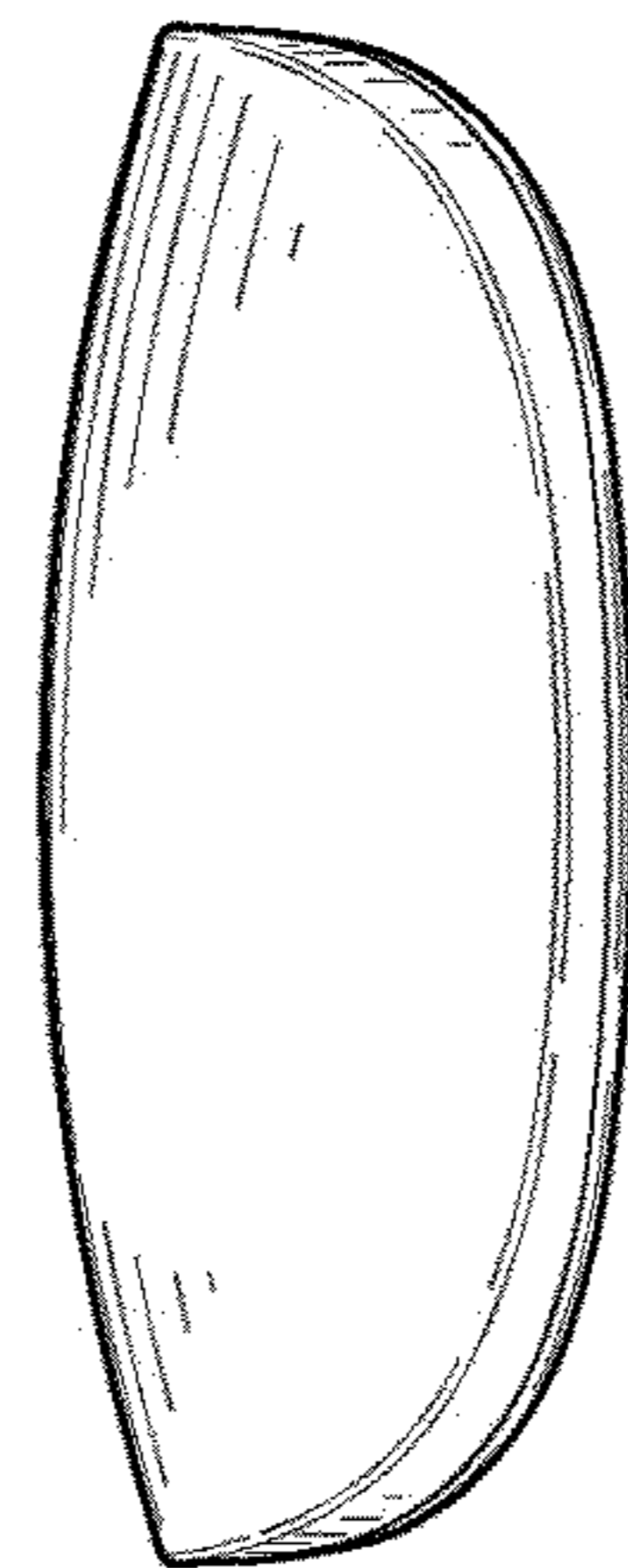


FIG. 2



FIG. 3




FIG. 4




FIG. 5

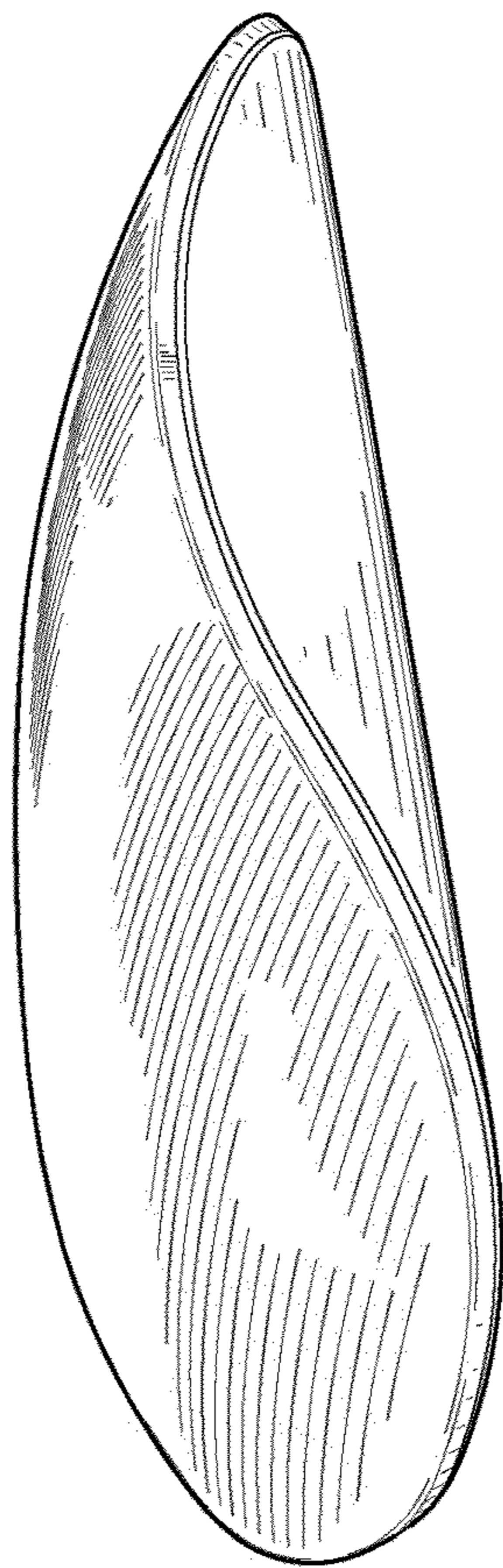


FIG. 6

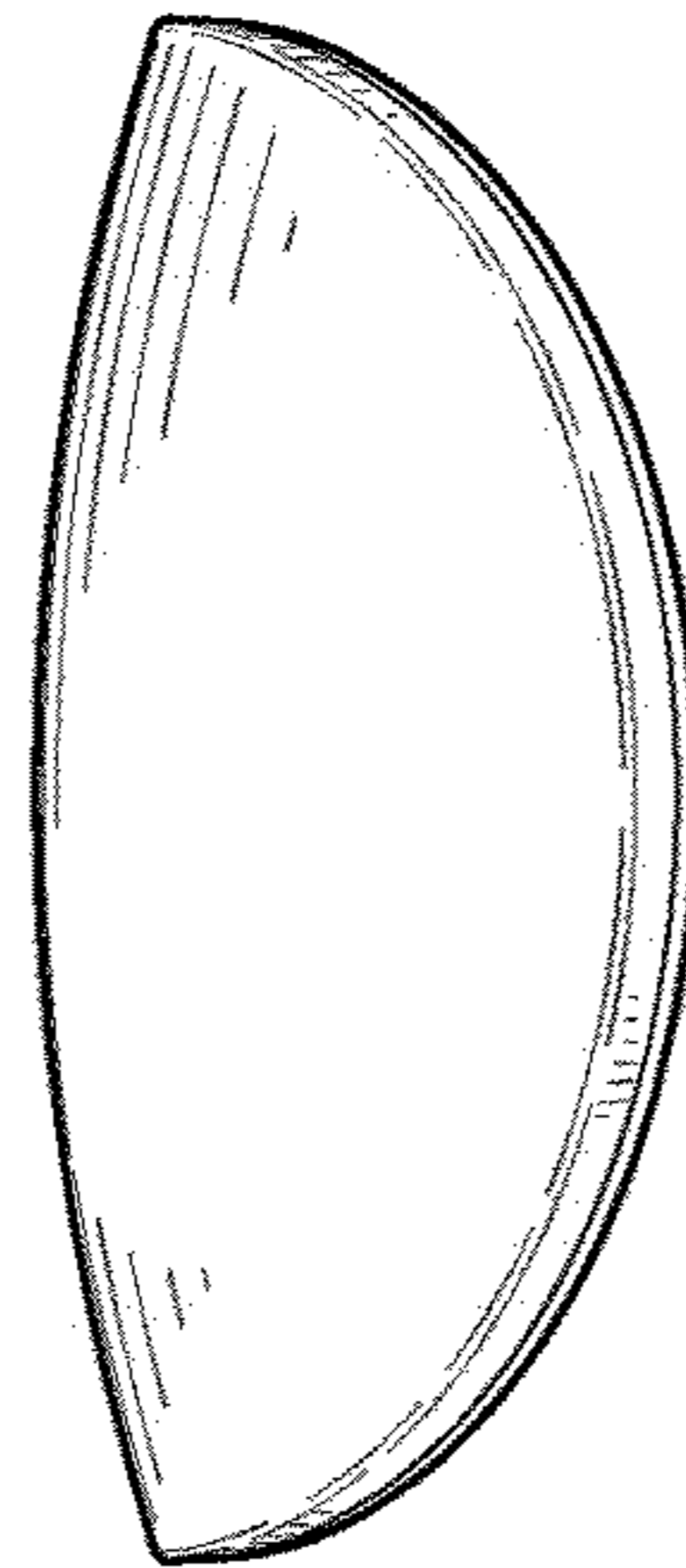


FIG. 7

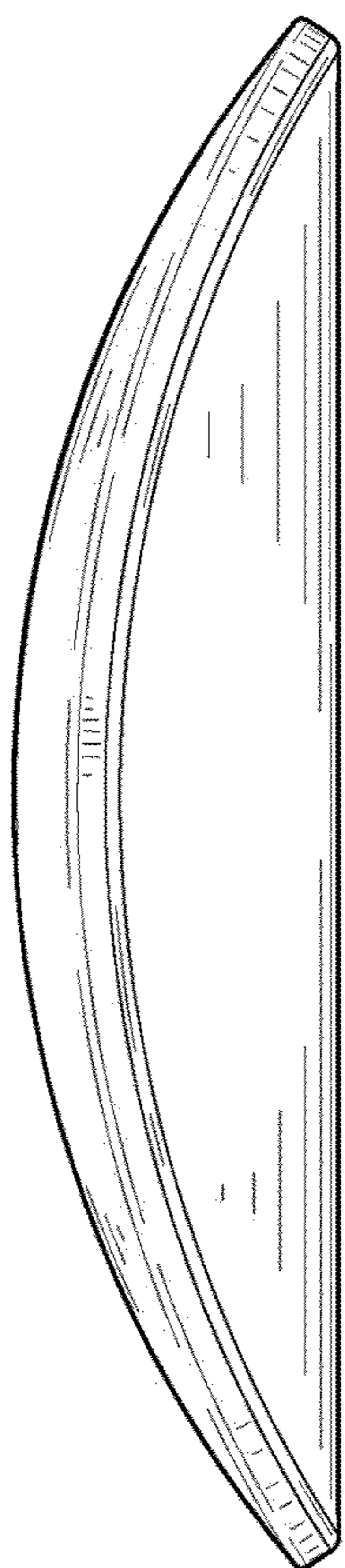


FIG. 8




FIG. 9




FIG. 10

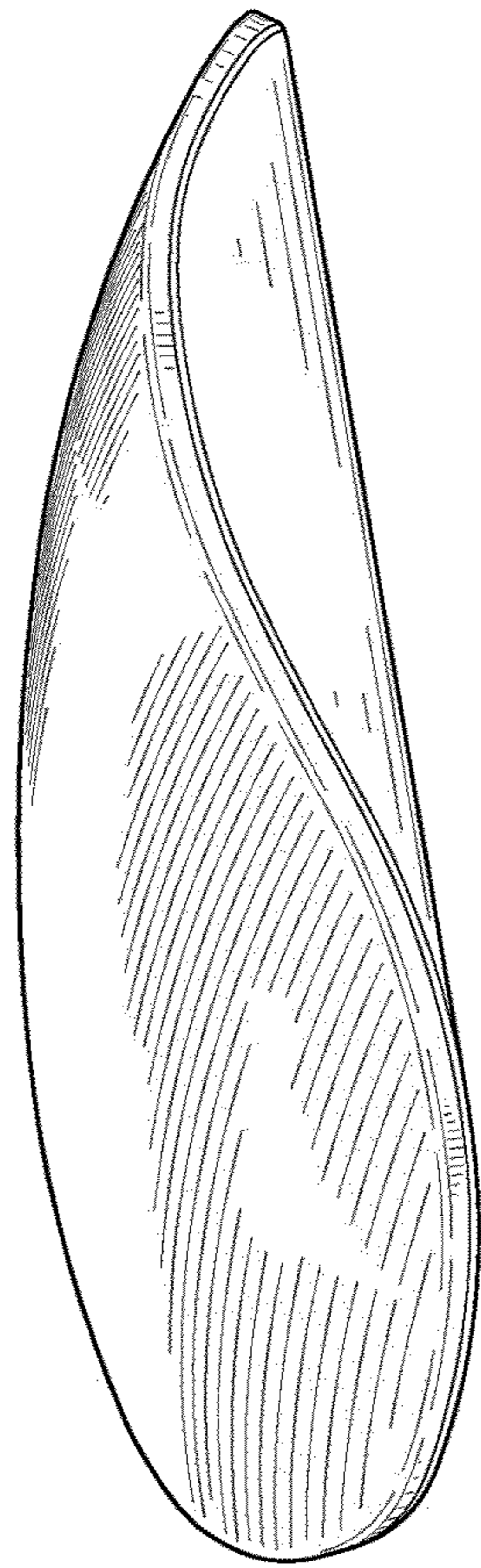


FIG. 11

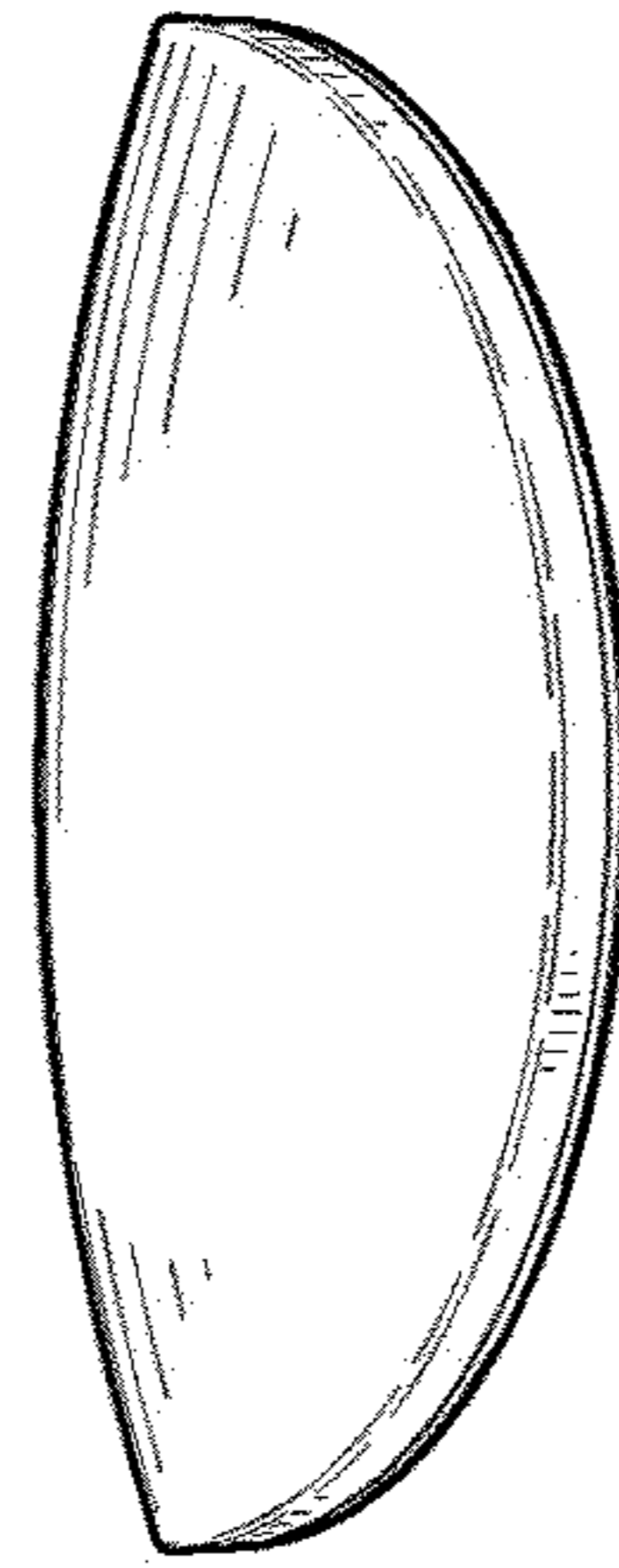


FIG. 12






FIG. 13




FIG. 14




FIG. 15