



US00D693137S

(12) **United States Design Patent**  
**Bracci**

(10) **Patent No.:** **US D693,137 S**

(45) **Date of Patent:** **\*\* Nov. 12, 2013**

(54) **SEAT FOR A BUCKET**

(71) Applicant: **Mark Edward Bracci**, Livingston, NJ  
(US)

(72) Inventor: **Mark Edward Bracci**, Livingston, NJ  
(US)

(\*\*) Term: **14 Years**

(21) Appl. No.: **29/438,231**

(22) Filed: **Nov. 28, 2012**

(51) **LOC (9) Cl.** ..... **06-01**

(52) **U.S. Cl.**  
USPC ..... **D6/349**

(58) **Field of Classification Search**  
USPC ..... D6/330, 337, 341, 346, 349-355, 357,  
D6/362, 364-373, 376, 377, 381, 645, 656,  
D6/658, 665, 674, 675.5, 676, 690, 691,  
D6/694, 704, 705, 707, 707.19,  
D6/716.1-716.6, 717, 717.2; 297/423.12,  
297/423.13, 423.37, 461, 462, 115, 116,  
297/135, 160-162; D7/550.1, 552.1, 554.3

See application file for complete search history.

(56) **References Cited**

**U.S. PATENT DOCUMENTS**

4,106,811 A 8/1978 Hernandez  
4,295,680 A 10/1981 Grasso

D265,657 S \* 8/1982 Lovell ..... D16/237  
D267,969 S \* 2/1983 Rodger ..... D6/349  
4,436,340 A 3/1984 Hernandez  
4,846,076 A 7/1989 Menges, Sr. et al.  
D308,792 S \* 6/1990 Lord et al. .... D7/698  
D321,991 S 12/1991 Menges, Sr. et al.  
D368,415 S \* 4/1996 Adams et al. .... D7/698  
D391,717 S 3/1998 Stein  
D416,151 S \* 11/1999 Grosfillex ..... D6/511  
D545,523 S \* 6/2007 Goldberg et al. .... D34/11  
7,467,590 B1 \* 12/2008 Meller ..... 108/90  
D616,229 S \* 5/2010 Suitt ..... D6/491  
D680,703 S \* 4/2013 Thomas et al. .... D34/10  
D683,980 S \* 6/2013 Johnson ..... D6/406.3

\* cited by examiner

*Primary Examiner* — Susan Bennett Hattan

*Assistant Examiner* — Vy Koenig

(74) *Attorney, Agent, or Firm* — Mark Annett

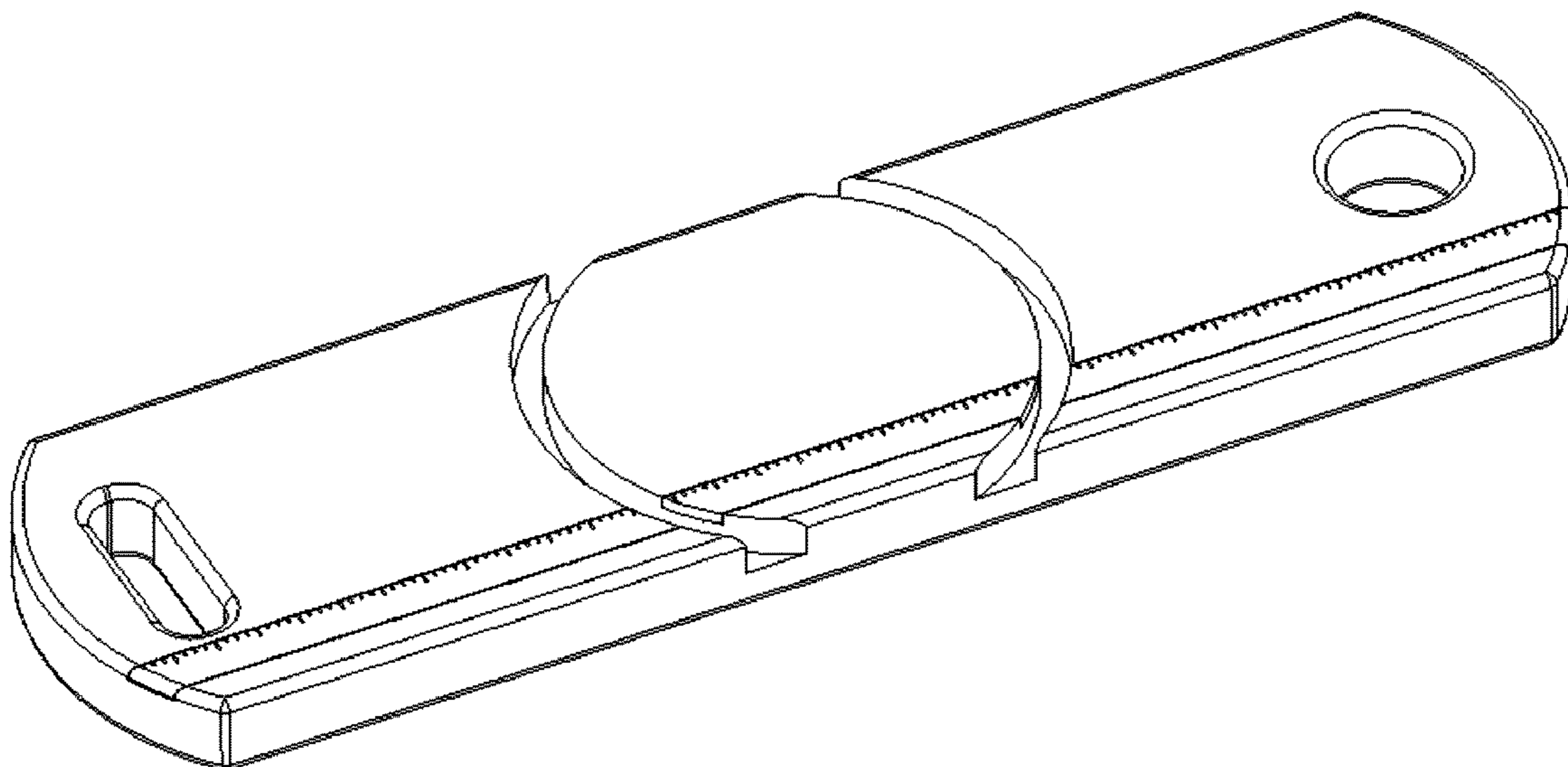
(57) **CLAIM**

The ornamental design for a seat for a bucket, as shown and described.

**DESCRIPTION**

FIG. 1 is a perspective view of the top of a seat for a bucket showing my new design; and, FIG. 2 is a perspective of the bottom thereof.

**1 Claim, 1 Drawing Sheet**



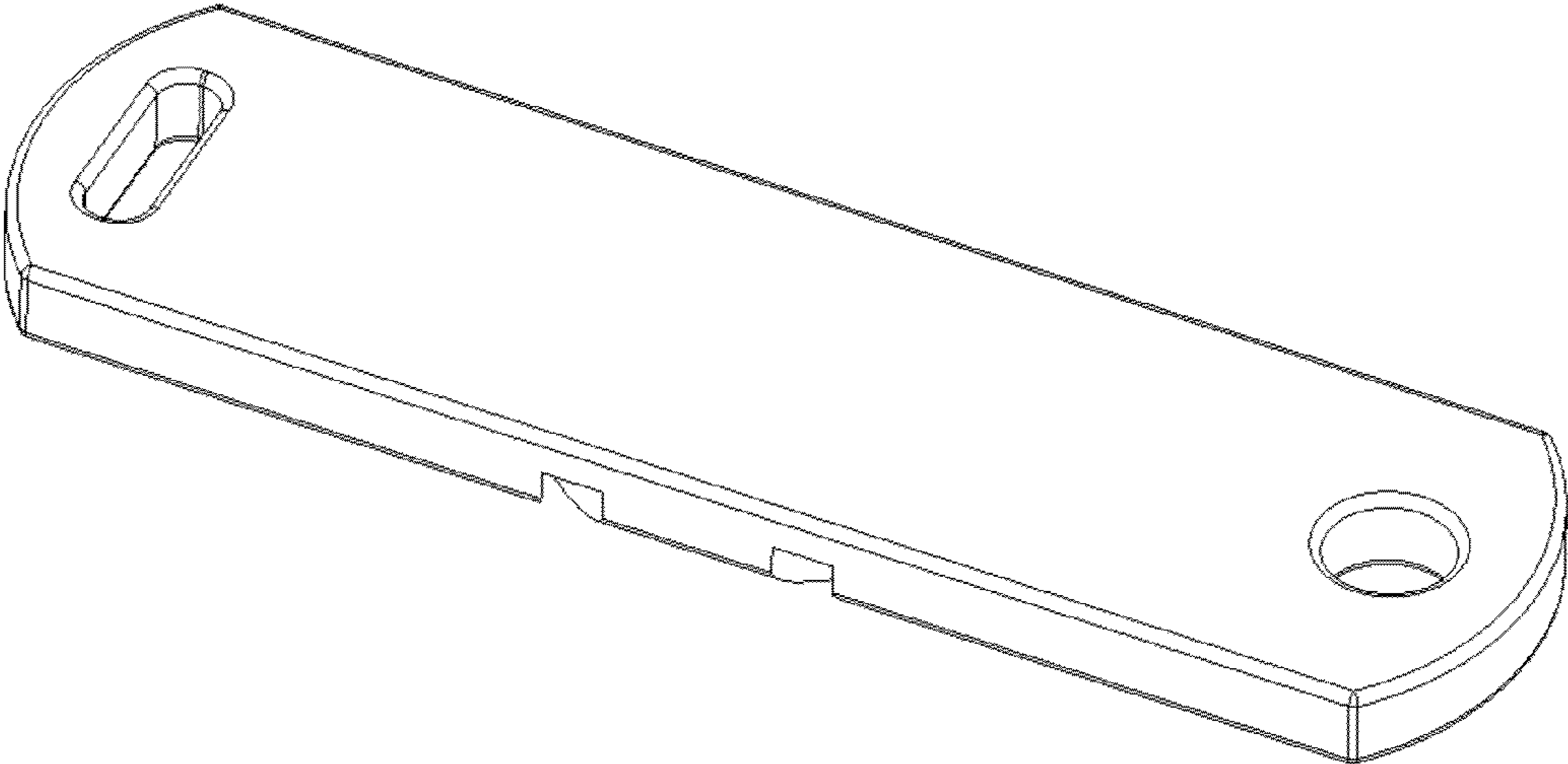


Fig. 1

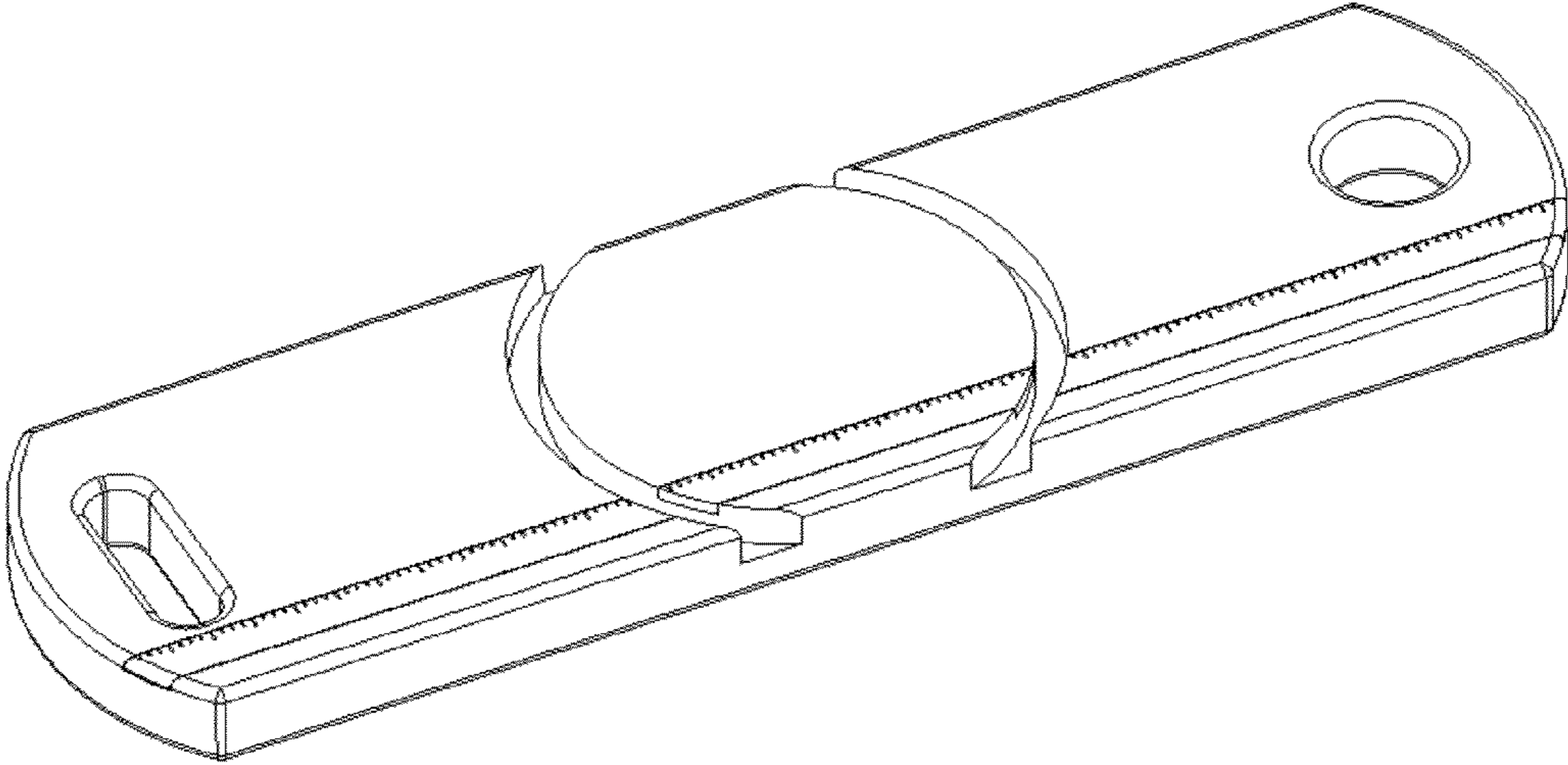


Fig. 2