

US00D693131S

(12) **United States Design Patent**
Wang et al.

(10) **Patent No.:** **US D693,131 S**

(45) **Date of Patent:** **** Nov. 12, 2013**

(54) **SHEET FOR AN ABSORBENT ARTICLE**

(71) Applicants: **Fancheng Wang**, Beijing (CN); **Xiaohui Wang**, Guangzhou (CN)

(72) Inventors: **Fancheng Wang**, Beijing (CN); **Xiaohui Wang**, Guangzhou (CN)

(73) Assignee: **The Procter & Gamble Company**, Cincinnati, OH (US)

(**) Term: **14 Years**

(21) Appl. No.: **29/437,649**

(22) Filed: **Nov. 20, 2012**

(51) **LOC (9) Cl.** **05-06**

(52) **U.S. Cl.**
USPC **D5/60**

(58) **Field of Classification Search**
USPC D5/4, 43, 47, 50, 53, 55-63, 99, 6, 32, D5/37, 38, 66; D19/1, 5; D32/43; D6/582, D6/602, 612; 2/900; 5/490, 495; 15/208; 112/401, 416, 439; 139/383 R, 383 B; 428/32, 66.5, 85, 151, 152, 187, 542.6; D25/149; 442/408

See application file for complete search history.

(56) **References Cited**

U.S. PATENT DOCUMENTS

D51,699 S *	1/1918	Schwarber	D5/11
D96,228 S *	7/1935	Clements	D5/53
D98,093 S *	1/1936	Silk	D5/47
D113,132 S *	1/1939	De Gerard	D5/37
D120,962 S *	6/1940	Hoening	D5/66

D126,889 S *	4/1941	Hillbauer	D5/7
D238,449 S *	1/1976	Matsumoto	D5/57
D300,693 S *	4/1989	Grasso	D5/53
D362,120 S *	9/1995	Suskind et al.	D5/1
D439,057 S *	3/2001	Bissah et al.	D5/35
6,228,490 B1 *	5/2001	Nagano et al.	428/370
D449,936 S *	11/2001	Cohen et al.	D5/37
6,811,874 B2 *	11/2004	Tanaka et al.	428/370
D506,875 S *	7/2005	Del Solar	D5/37
D614,764 S *	4/2010	Nelson et al.	D24/124
D623,420 S *	9/2010	Mercer et al.	D5/37
D675,027 S *	1/2013	Olson et al.	D5/37

* cited by examiner

Primary Examiner — Karen S Acker

(74) *Attorney, Agent, or Firm* — Andrew J. Mueller

(57) **CLAIM**

The ornamental design for a sheet for an absorbent article, as shown and described.

DESCRIPTION

FIG. 1 is a front view of a sheet for an absorbent article, embodying our new design;
FIG. 2 is a back view thereof;
FIG. 3 is a top plan view thereof;
FIG. 4 is a side view thereof; and,
FIG. 5 is a cross sectional view taken along the line 5-5 of FIG. 1.

The broken line perimeter edge of the sheet for an absorbent article indicates the boundaries of the claim and forms no part thereof.

The opposite side view of FIG. 4 is omitted because it is a mirror image of FIG. 4. The bottom plan view is omitted because it is a mirror image of FIG. 3, the top plan view.

1 Claim, 2 Drawing Sheets

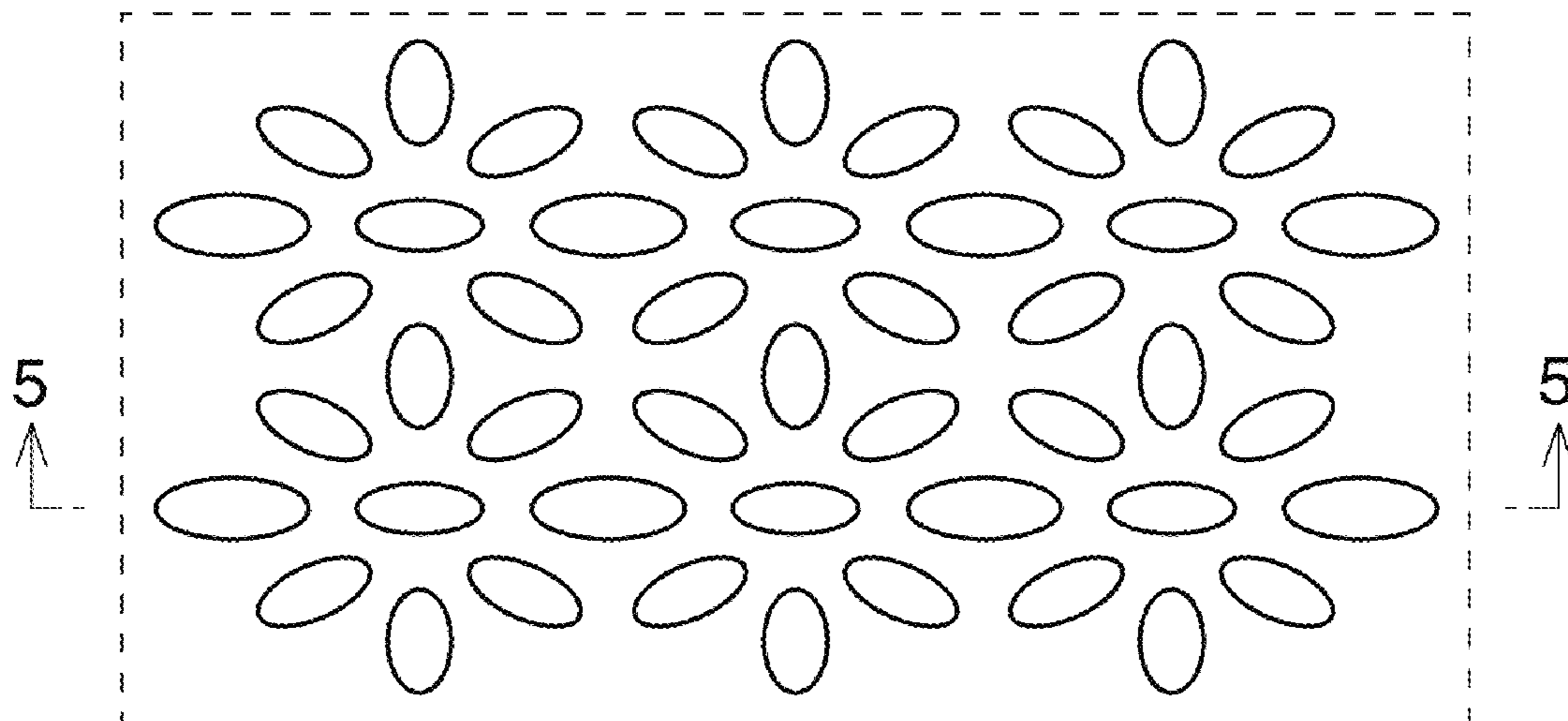


Fig. 1




Fig. 2

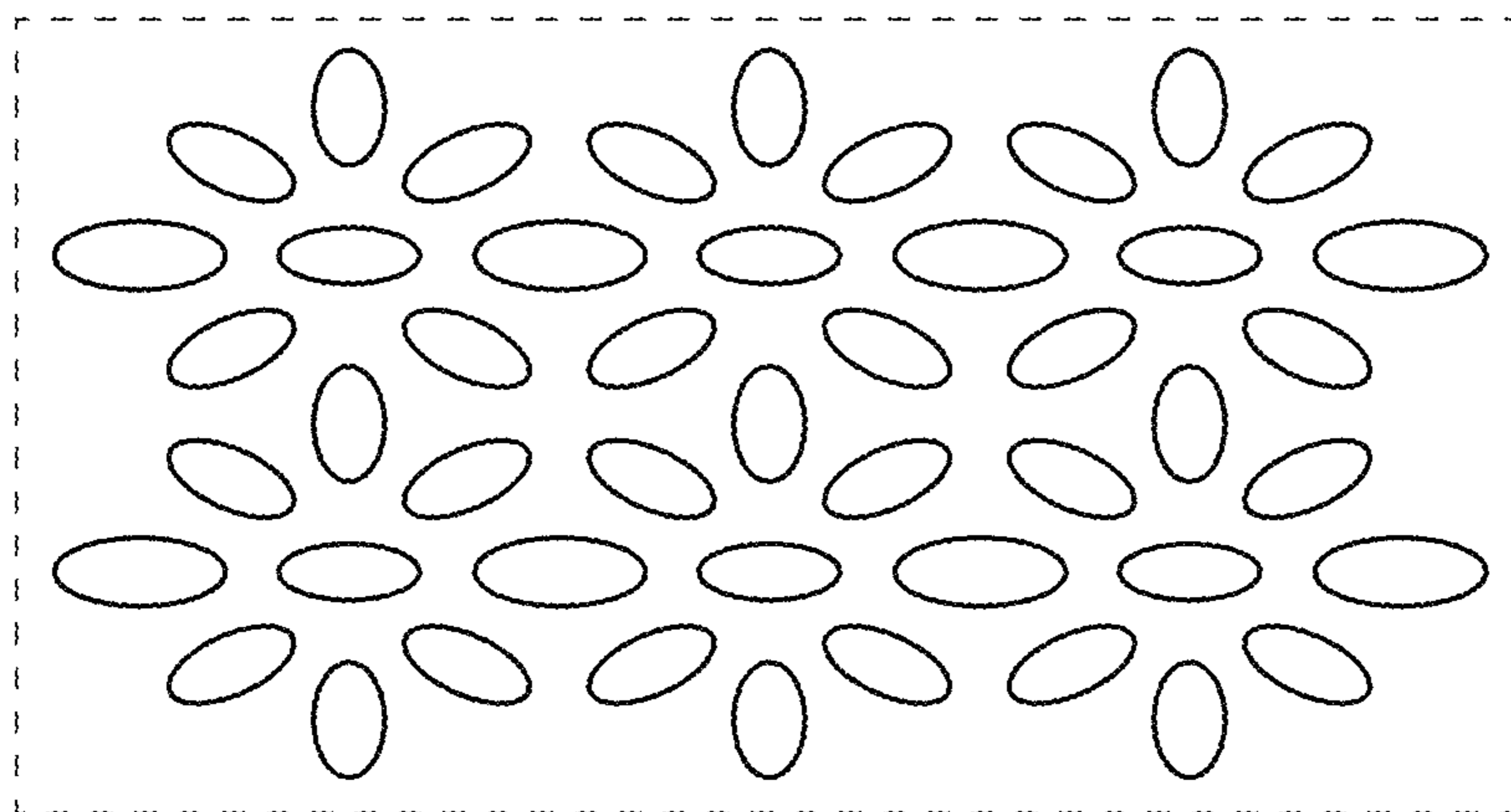


Fig. 3

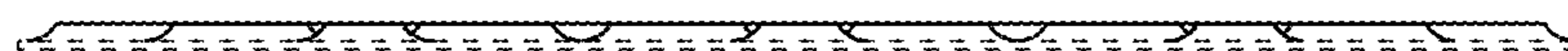


Fig. 4

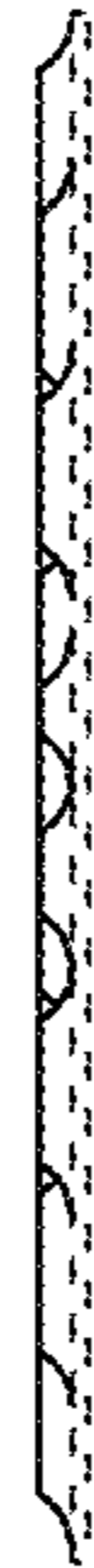


Fig. 5

