



US00D693096S

(12) **United States Design Patent**
Russo

(10) **Patent No.:** **US D693,096 S**

(45) **Date of Patent:** **** Nov. 12, 2013**

(54) **HOODED COWLED SCARF**

(71) Applicant: **Laurie M. Russo**, Huntington, NY (US)

(72) Inventor: **Laurie M. Russo**, Huntington, NY (US)

(**) Term: **14 Years**

(21) Appl. No.: **29/445,071**

(22) Filed: **Feb. 7, 2013**

(51) **LOC (9) Cl.** **02-03**

(52) **U.S. Cl.**
USPC **D2/866; D2/501**

(58) **Field of Classification Search**
USPC D2/500, 501, 502, 503, 504, 505, 506,
D2/507, 508, 825, 831, 865, 866, 869, 870,
D2/874, 878, 879, 880, 881, 889; 2/171,
2/202, 203, 204, 206, 207
See application file for complete search history.

(56) **References Cited**

U.S. PATENT DOCUMENTS

1,316,778	A	*	9/1919	Ensten	2/203
D107,702	S	*	12/1937	Rosenberg	D2/501
D108,757	S	*	3/1938	Tannenbaum	D2/501
D309,671	S	*	8/1990	Kassel	D2/878
D388,239	S	*	12/1997	Li et al.	D2/878
5,960,478	A	*	10/1999	Sivret et al.	2/202
D555,330	S	*	11/2007	Cass et al.	D2/866
D621,591	S	*	8/2010	Gloege	D2/880
D668,428	S	*	10/2012	Shenker	D2/501
D668,842	S	*	10/2012	Lumpkin	D2/866

D681,919	S	*	5/2013	Phillips	D2/825
2005/0039242	A1	*	2/2005	Edmondson	2/207
2011/0209266	A1	*	9/2011	Perry	2/207
2012/0204323	A1	*	8/2012	Park	2/202

FOREIGN PATENT DOCUMENTS

GB 3021530 * 8/2006

* cited by examiner

Primary Examiner — Karen E Eldridge Powers

(74) *Attorney, Agent, or Firm* — Barkume & Associates P.C.

(57) **CLAIM**

The ornamental design for a hooded cowled scarf, as shown and described.

DESCRIPTION

FIG. 1 is a front perspective view of a hooded cowled scarf showing my new design, wrapped around a human head. The partial human figure and the drawstring pulls shown in dotted lines form no part of the invention. The single dotted line shown along the inside edge of the invention defines the bounds of the invention and forms no part thereof;

FIG. 2 is a top plan view of the invention of FIG. 1, shown in a flattened state;

FIG. 3 is a bottom plan view thereof;

FIG. 4 is a right side elevation view thereof;

FIG. 5 is a left side elevation view thereof;

FIG. 6 is a front elevation view thereof; and,

FIG. 7 is a rear elevation view thereof.

1 Claim, 5 Drawing Sheets

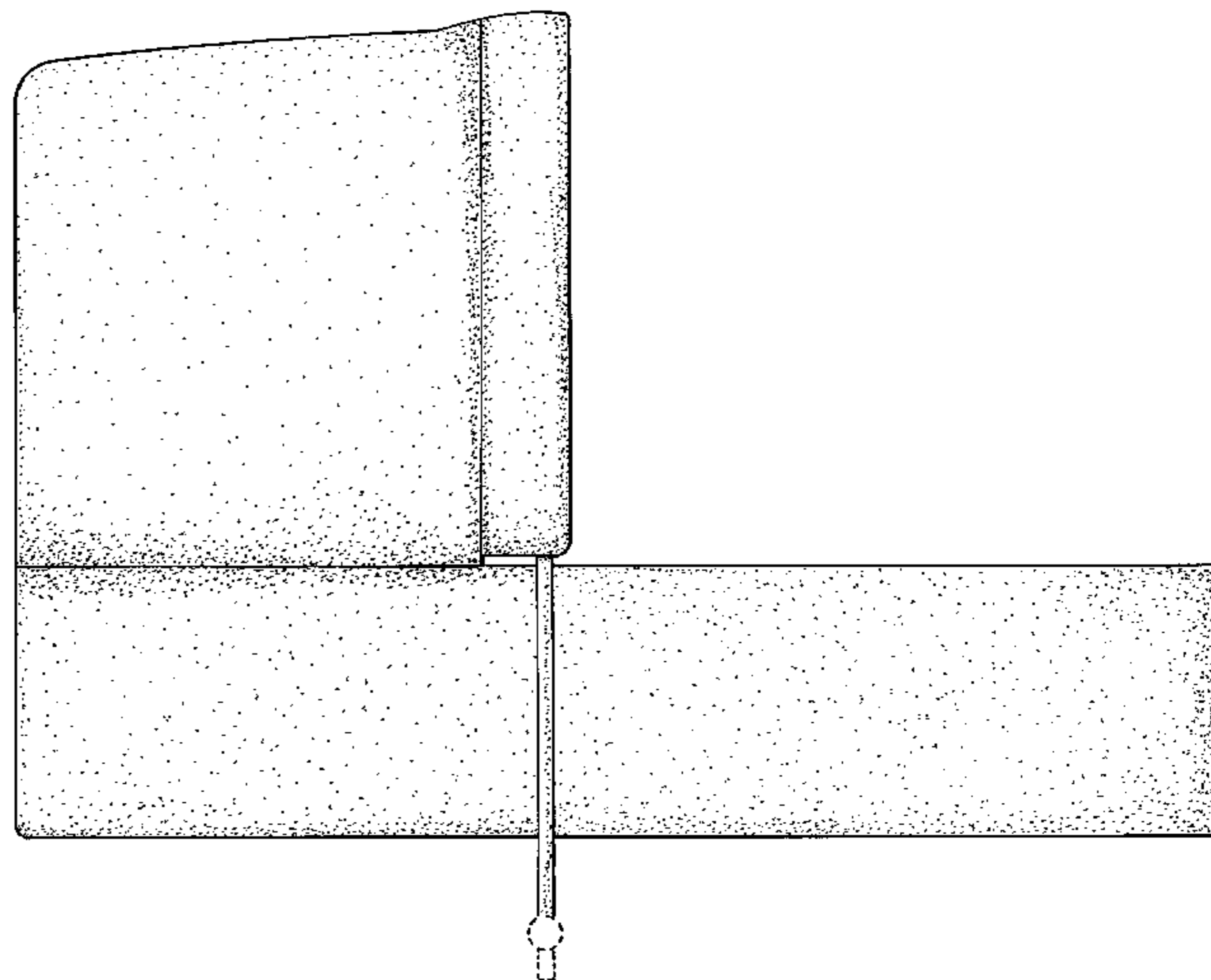




Fig. 1

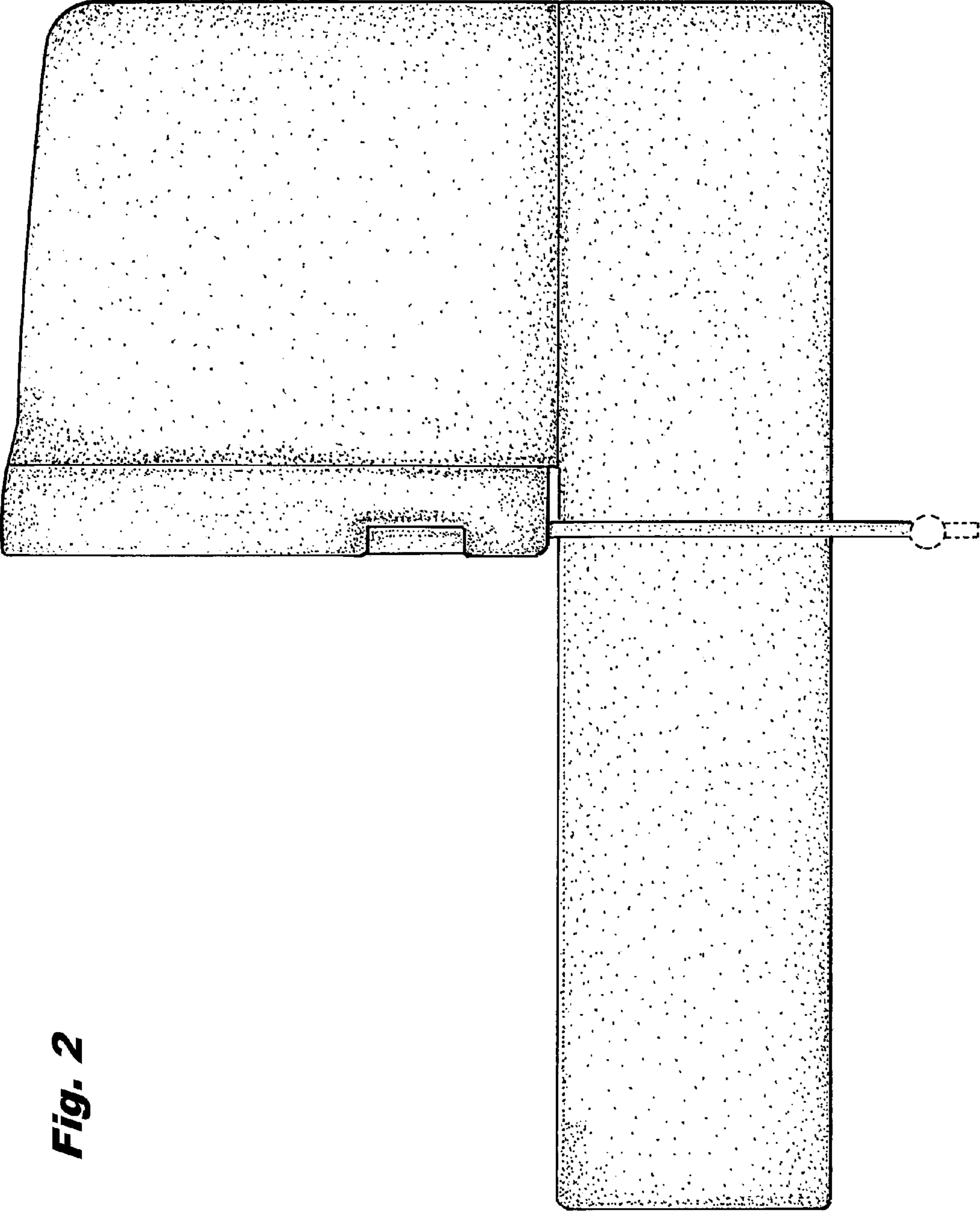


Fig. 2

Fig. 3

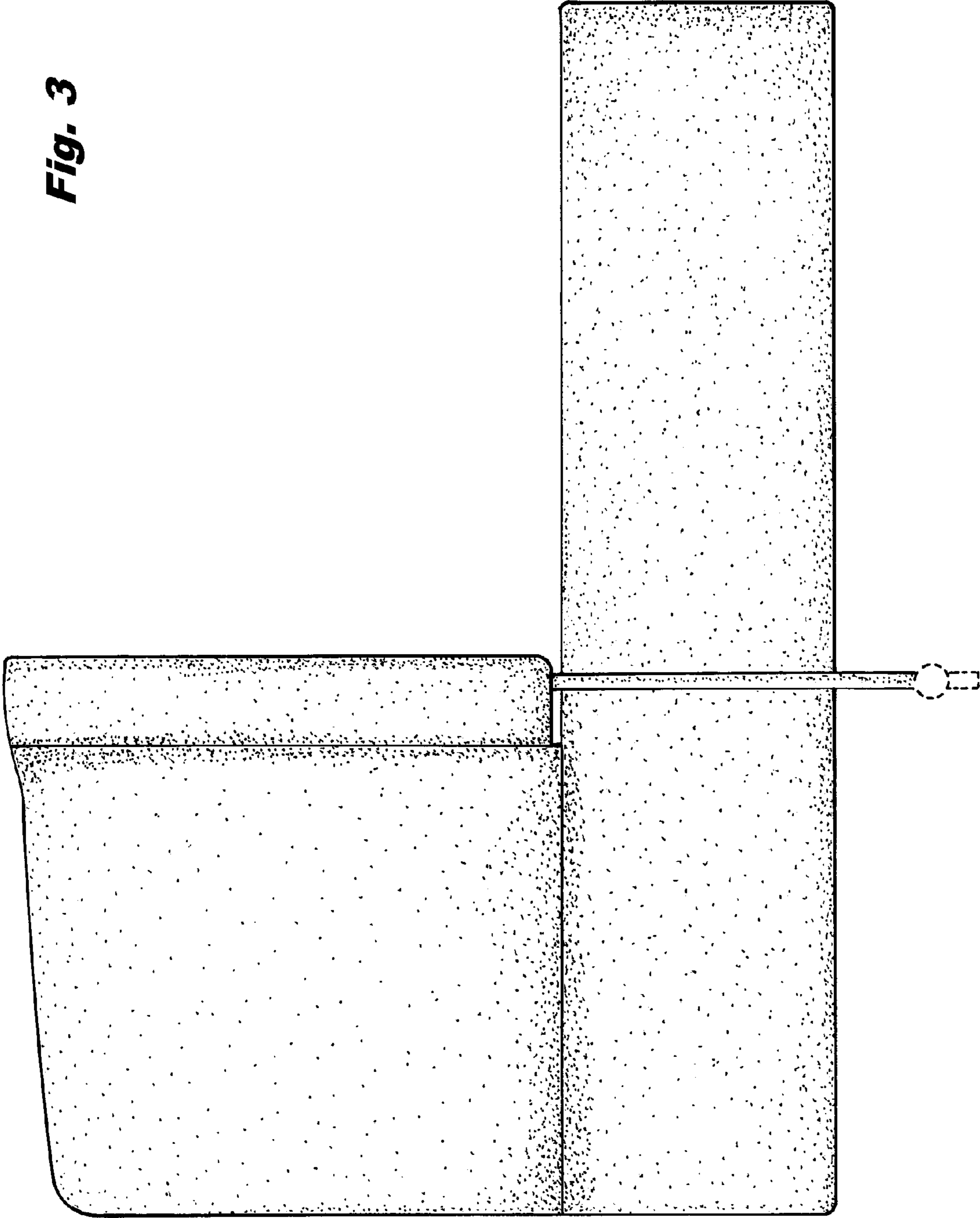




Fig. 5

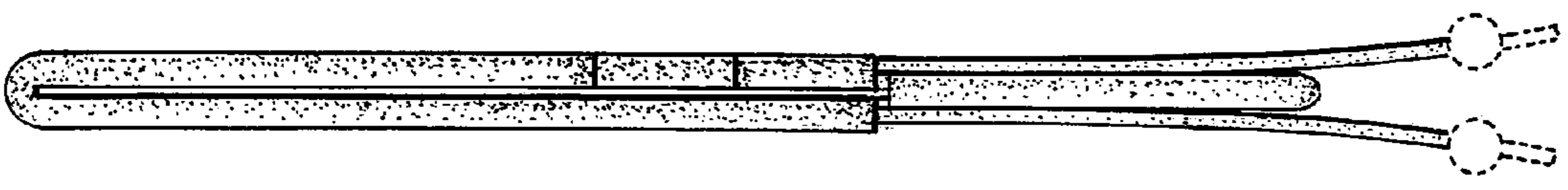


Fig. 4

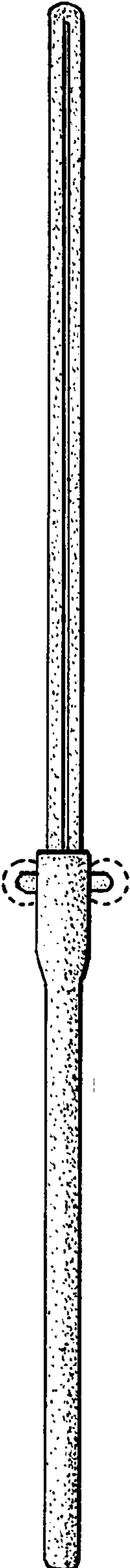


Fig. 6

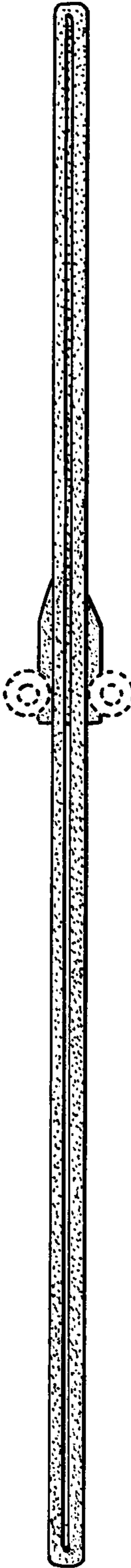


Fig. 7