



US00D693090S

(12) **United States Design Patent**
Denning

(10) **Patent No.:** **US D693,090 S**
(45) **Date of Patent:** **** Nov. 12, 2013**

(54) **MEN'S BRIEFS**

(75) Inventor: **Rochelle Denning**, Springfield, NJ (US)

(73) Assignee: **EasyUndies, LLC**, Springfield, NJ (US)

(**) Term: **14 Years**

(21) Appl. No.: **29/411,125**

(22) Filed: **Jan. 17, 2012**

(51) **LOC (9) Cl.** **02-01**

(52) **U.S. Cl.**
USPC **D2/712**

(58) **Field of Classification Search**
USPC D2/712, 713, 714, 715, 716, 731, 736,
D2/737, 739, 742, 860, 863, 864;
D24/126; 2/46, 53, 54, 67, 73, 78.1,
2/78.2, 78.3, 227, 228, 235, 236, 237,
2/238, 272, 400, 401, 402, 403, 404, 405,
2/406, 407, 408, 912; 450/100, 101, 102,
450/103, 104; 602/67; 604/345, 359, 387
See application file for complete search history.

(56) **References Cited**

U.S. PATENT DOCUMENTS

436,607	A *	9/1890	Little	602/68
2,898,754	A *	8/1959	Harms	66/177
2,921,583	A *	1/1960	Lerner	2/402
3,059,459	A *	10/1962	Morgan	66/177
3,594,820	A *	7/1971	McCurry	2/402
3,871,030	A *	3/1975	Green	2/238
4,205,679	A *	6/1980	Repke et al.	604/366
D305,075	S *	12/1989	Ichikawa	D2/712
D309,020	S *	7/1990	Coates et al.	D24/126

5,014,364	A *	5/1991	Orr	2/408
D330,590	S *	10/1992	Pressley et al.	D24/126
5,297,296	A *	3/1994	Moretz et al.	2/237
5,461,729	A *	10/1995	Brocks	2/403
5,987,650	A *	11/1999	Carroll	2/244
D498,900	S *	11/2004	Fox	D2/712
6,901,607	B1 *	6/2005	Elwell	2/403
7,000,260	B2 *	2/2006	Rajala et al.	2/400
D603,582	S	11/2009	Fennell		
2009/0320184	A1 *	12/2009	Schaefer	2/405
2012/0054946	A1 *	3/2012	Griffith et al.	2/400

* cited by examiner

Primary Examiner — Karen E Eldridge Powers

(74) *Attorney, Agent, or Firm* — Hoxie & Associates LLC

(57) **CLAIM**

The ornamental design for a men's briefs, as shown and described.

DESCRIPTION

FIG. 1 is a front elevation view of the men's briefs of the present design, shown in a state whereby the fastener strips are engaged;

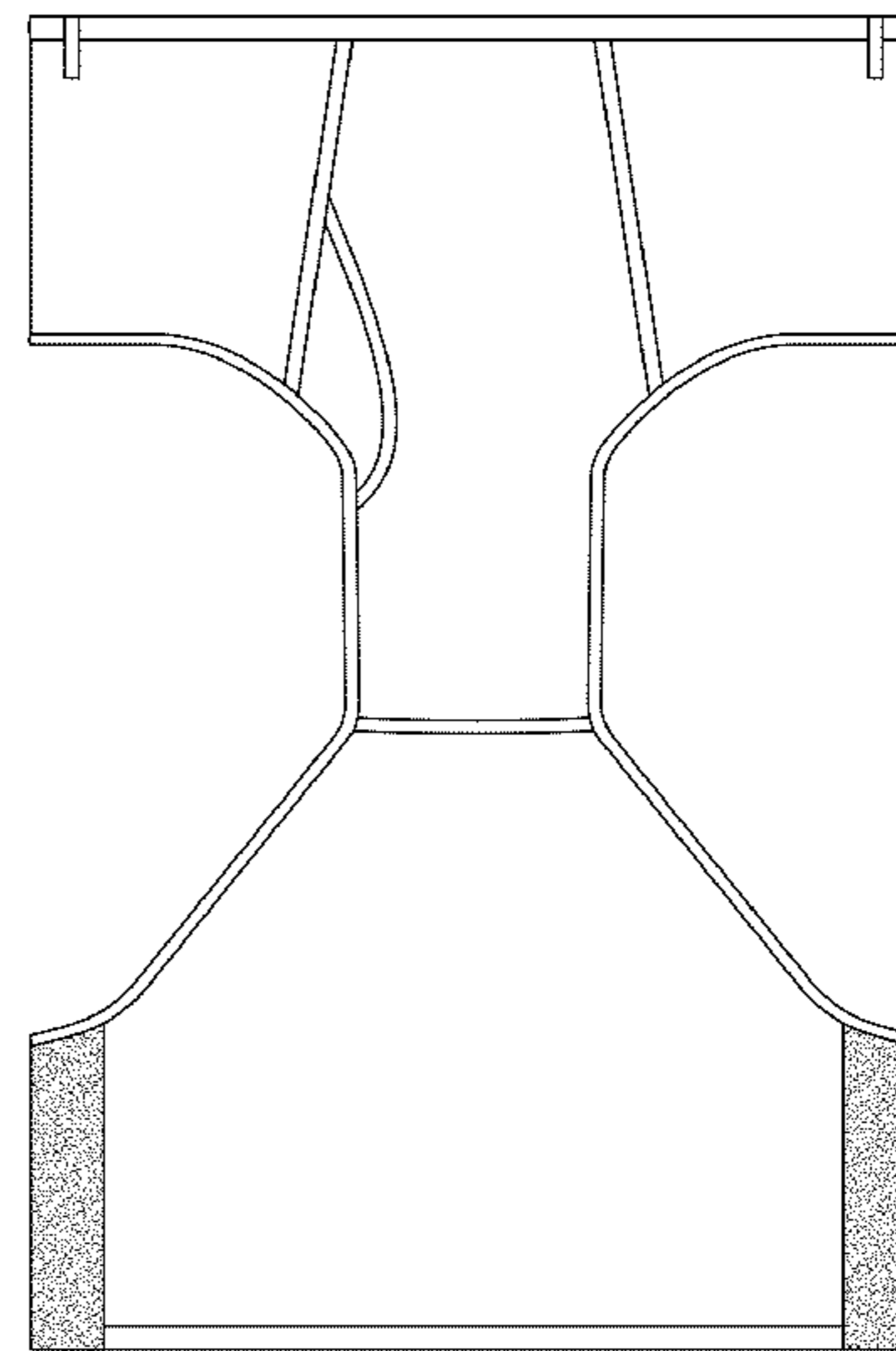
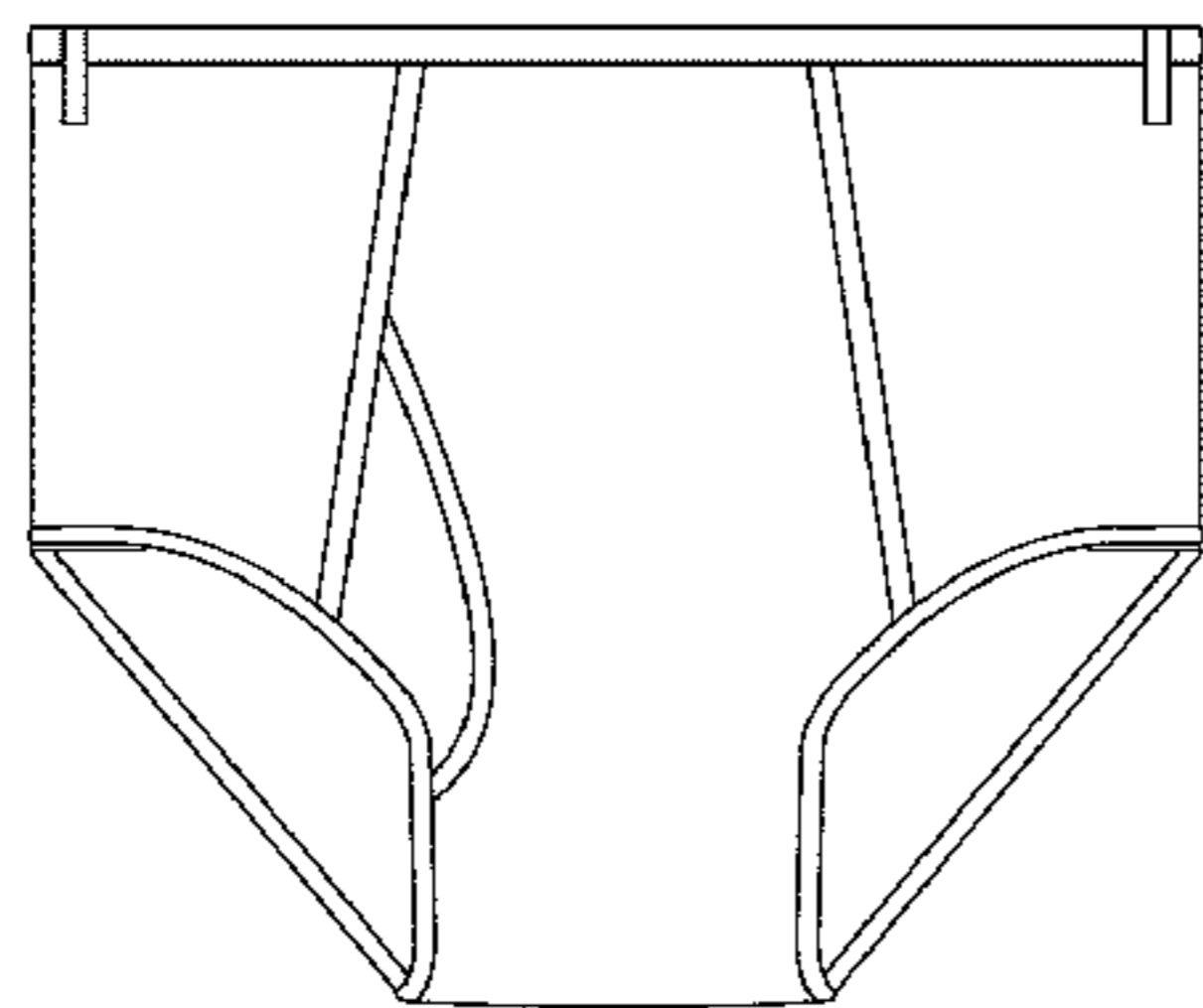
FIG. 2 is an interior plan view of the men's briefs of FIG. 1 laid flat.

FIG. 3 is an exterior plan view of the men's briefs of FIG. 1 laid flat;

FIG. 4 is a side elevation view of the men's briefs of FIG. 1; FIG. 5 is an opposite side elevation view of the men's briefs of FIG. 1, shown in a state whereby the fastener strips are not engaged; and,

FIG. 6 is an enlarged detail view of the tab section located on the men's briefs of FIGS. 1-5. The broken lines are boundaries of the detail and form no part of the claimed design.

1 Claim, 5 Drawing Sheets






FIG. 1

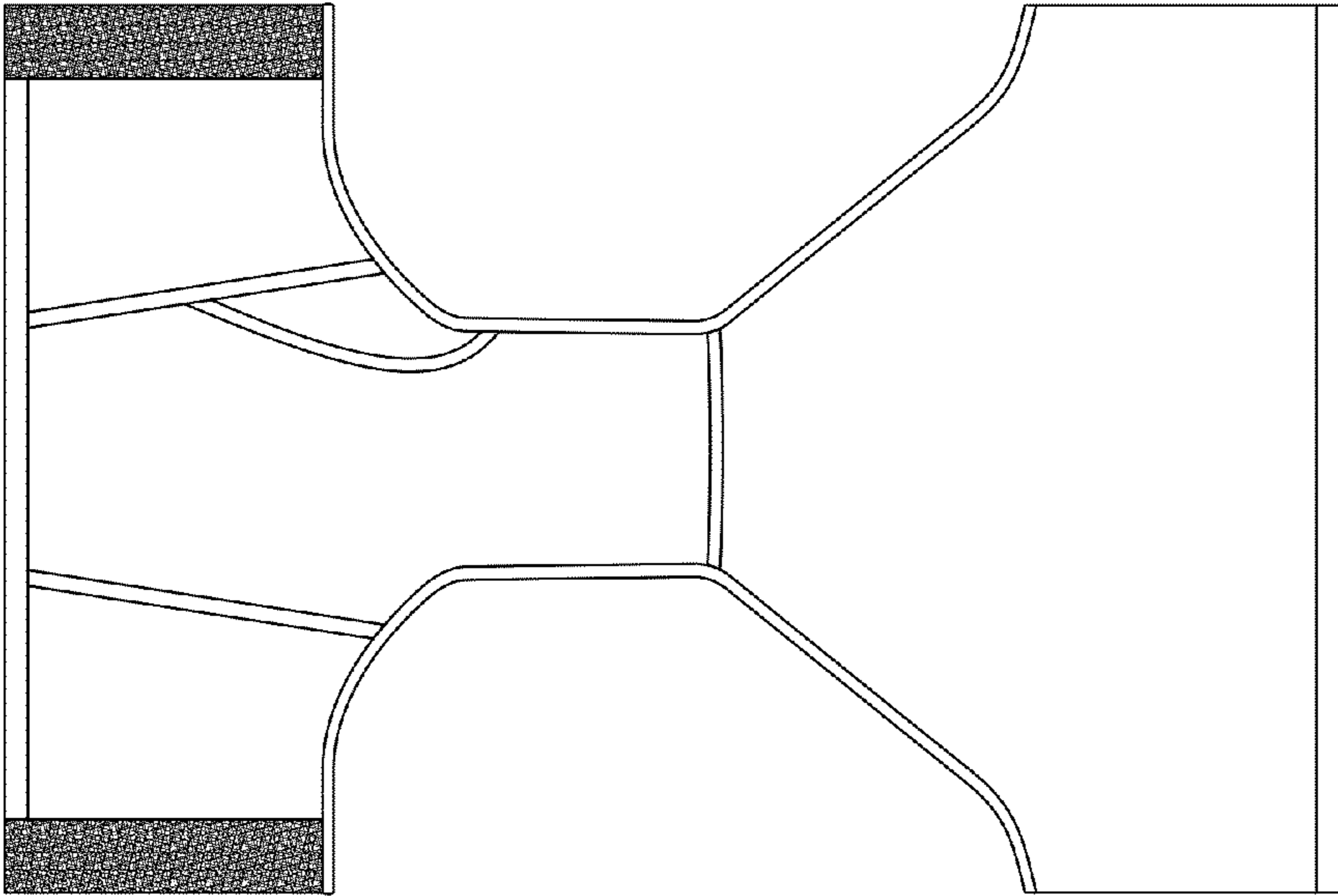


FIG. 2

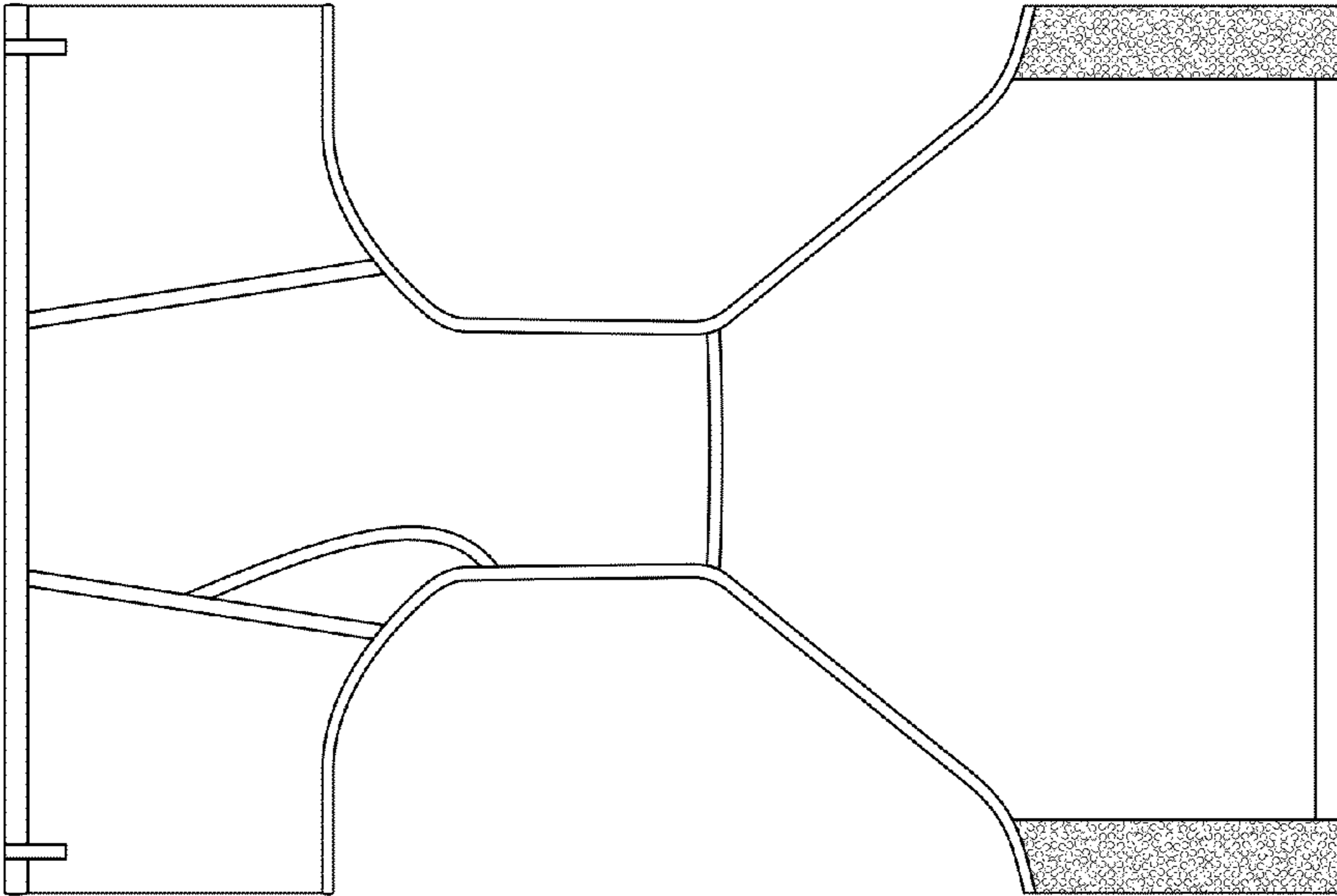


FIG. 3

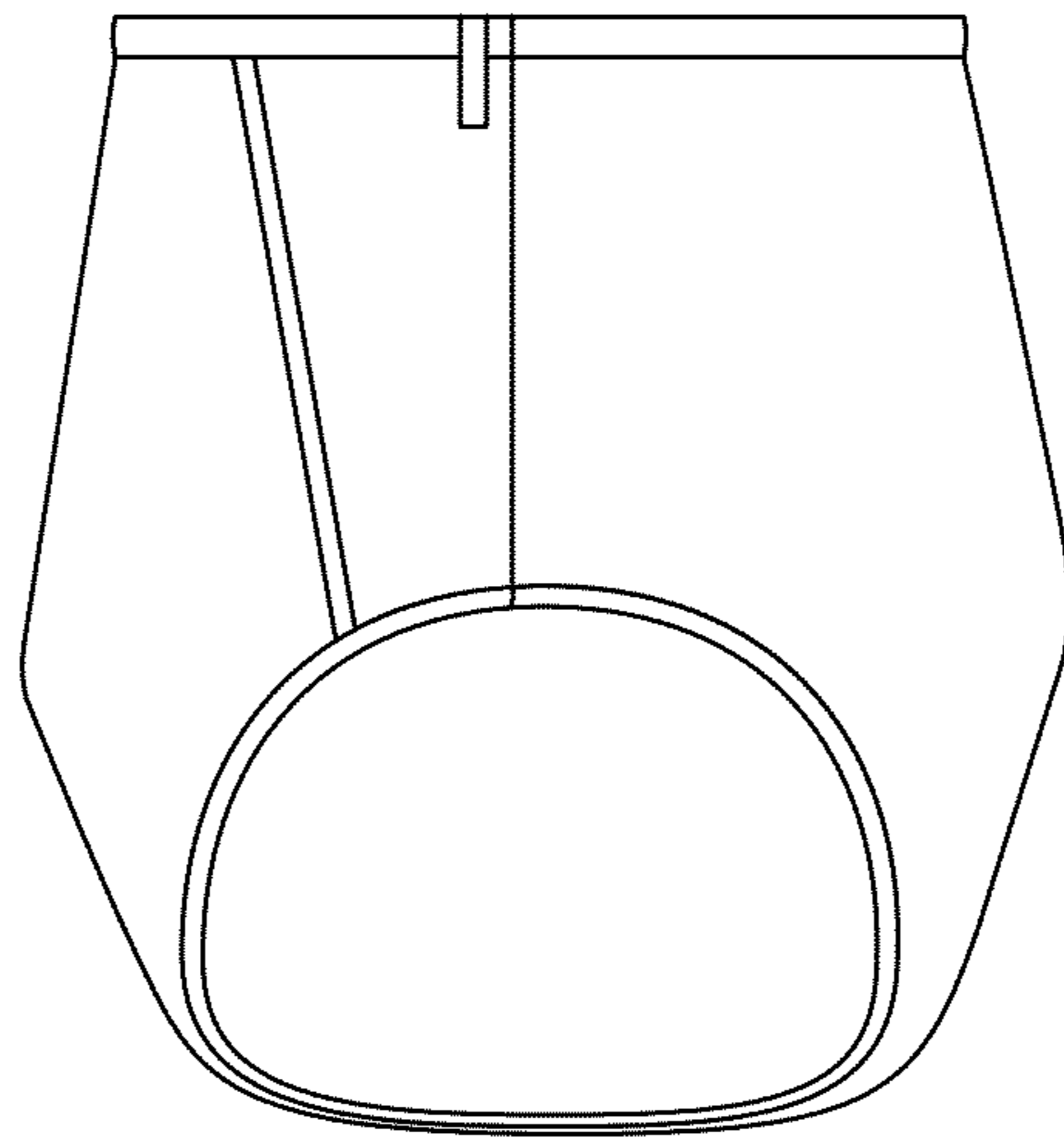


FIG. 4

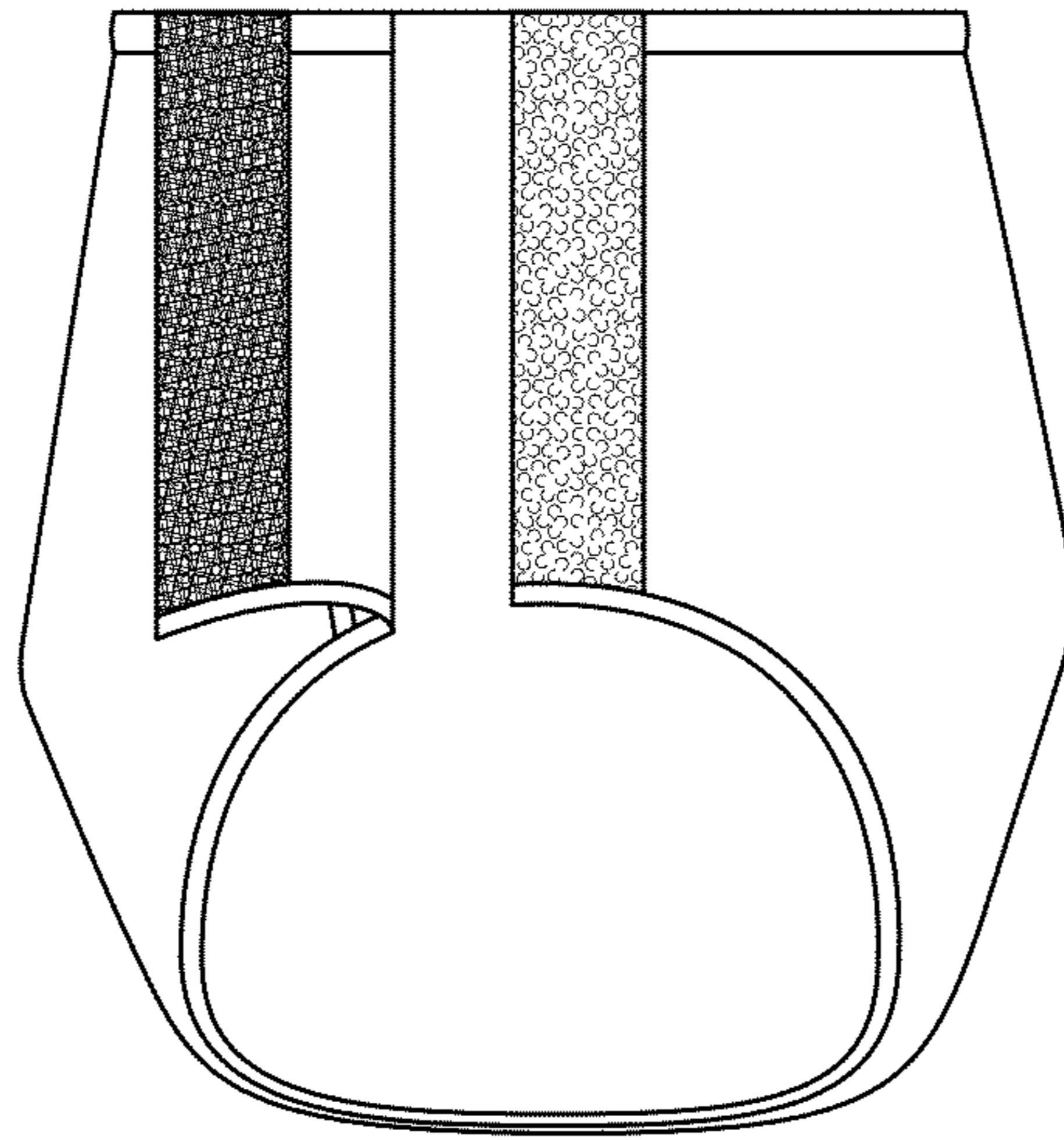


FIG. 5

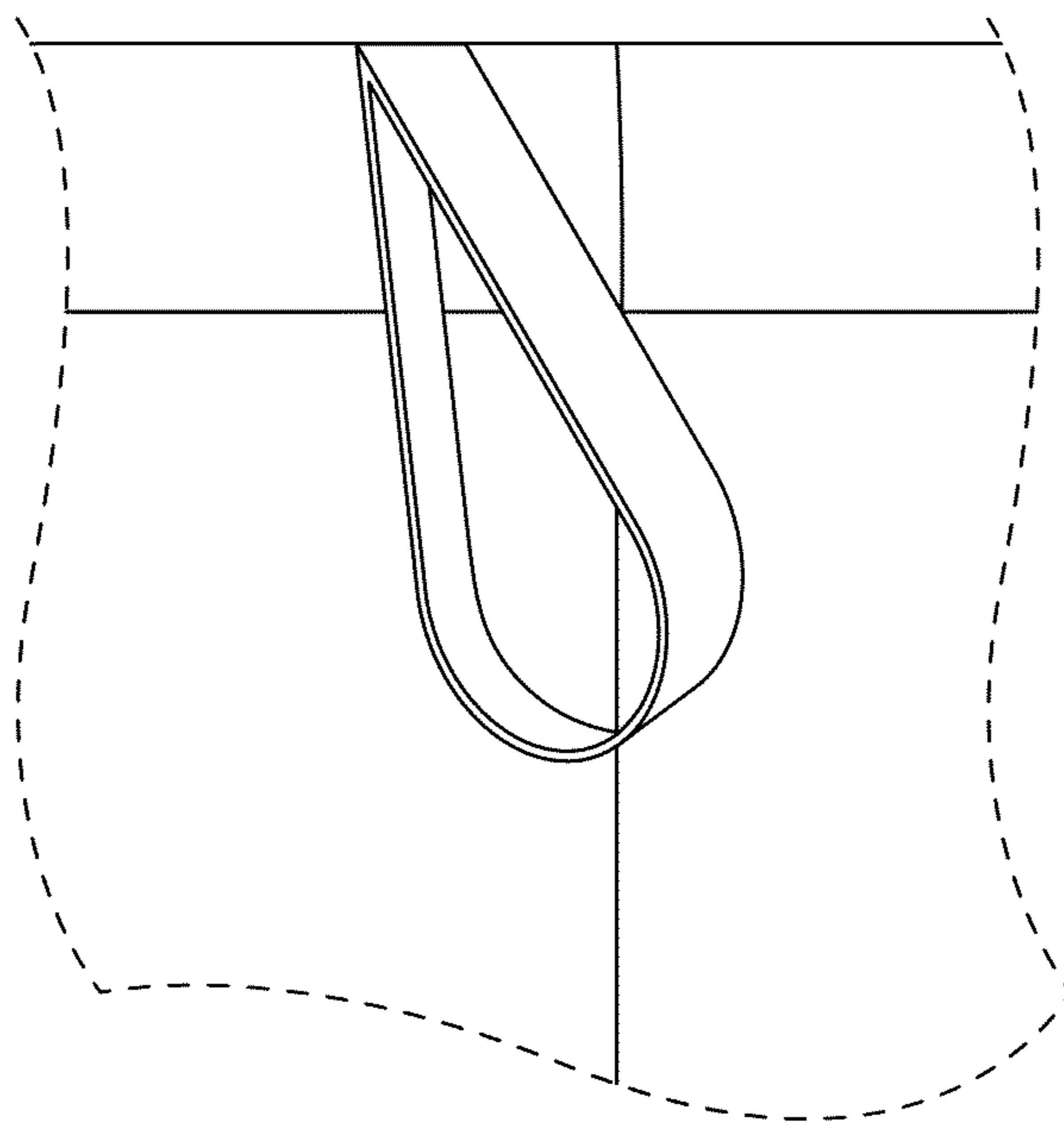


FIG. 6