



US00D693088S

(12) **United States Design Patent**
Lee

(10) **Patent No.:** **US D693,088 S**

(45) **Date of Patent:** **** Nov. 12, 2013**

(54) **POCKET SQUARE**

(71) Applicant: **In Y. Lee**, Flushing, NY (US)

(72) Inventor: **In Y. Lee**, Flushing, NY (US)

(**) Term: **14 Years**

(21) Appl. No.: **29/444,804**

(22) Filed: **Feb. 4, 2013**

(51) **LOC (9) Cl.** **02-05**

(52) **U.S. Cl.**
USPC **D2/500**

(58) **Field of Classification Search**
USPC D2/500, 501, 502, 503, 504, 505, 506,
D2/507, 508; D3/226, 265; 2/207, 224,
2/247, 248, 249, 250, 251, 252, 253, 254,
2/279; 24/3.1; 112/427
See application file for complete search history.

(56) **References Cited**

U.S. PATENT DOCUMENTS

1,665,074	A *	4/1928	Shepard	2/279
2,269,511	A *	1/1942	Biederman	2/279
2,495,012	A *	1/1950	Kugler	24/3.1
2,513,884	A *	7/1950	Maurer	2/279
2,597,146	A *	5/1952	Ginal, Jr.	2/279
2,697,838	A *	12/1954	Bove et al.	2/279

3,135,030	A *	6/1964	Weber	24/3.5
D459,054	S *	6/2002	Kwak	D2/500
6,412,118	B1 *	7/2002	Shanklin	2/279
D600,427	S *	9/2009	Hernandez	D2/501
D669,657	S *	10/2012	Lee	D2/500
2009/0260395	A1 *	10/2009	Coleman	63/20

* cited by examiner

Primary Examiner — Karen E Eldridge Powers

(74) *Attorney, Agent, or Firm* — Notaro, Michalos & Zaccaria P.C.

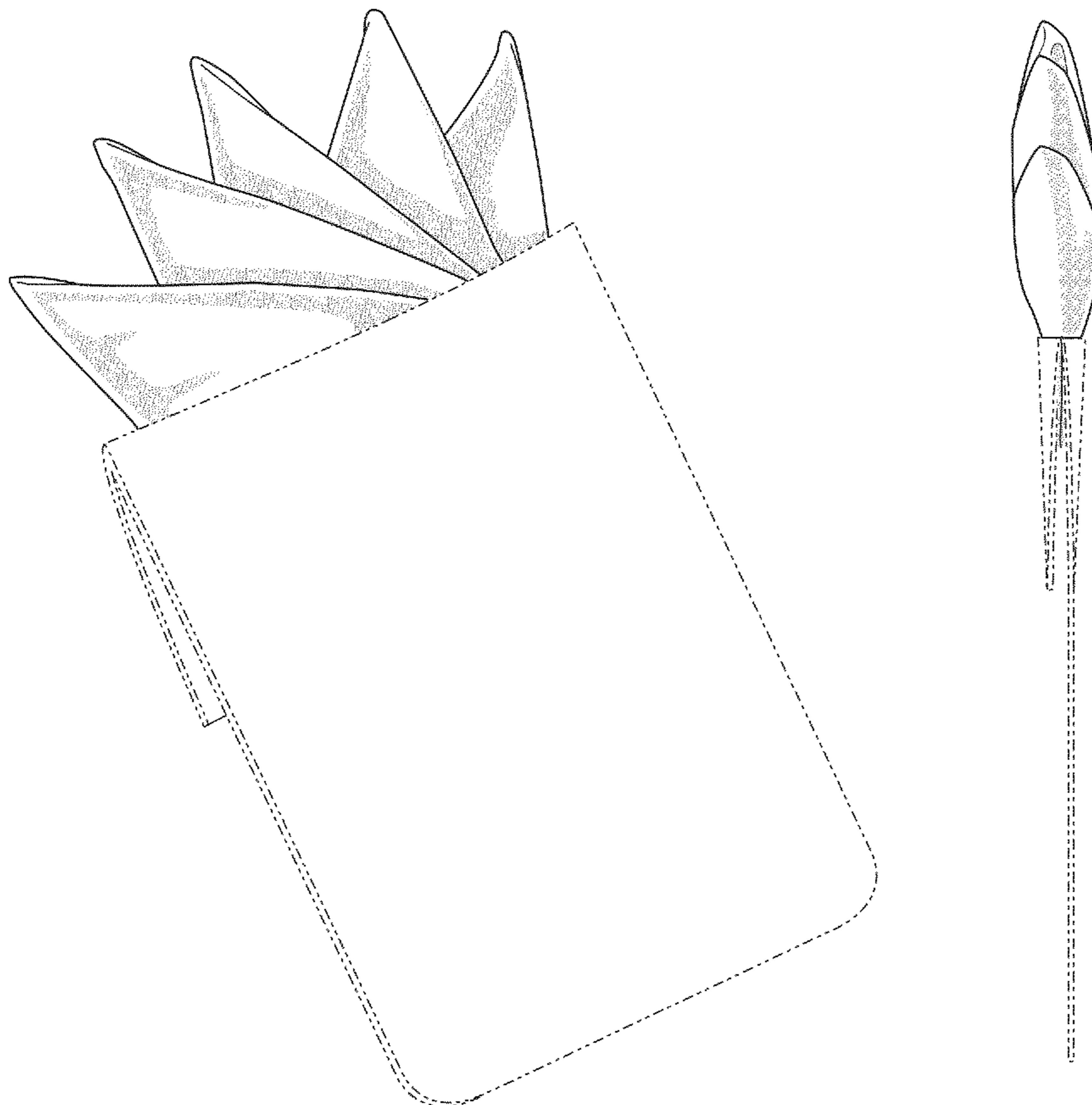
(57) **CLAIM**

The ornamental design for a pocket square, as shown and described.

DESCRIPTION

FIG. 1 is a front, top, right perspective view of a pocket square showing my design therefor;
FIG. 2 is a front elevational view thereof;
FIG. 3 is a rear elevational view thereof;
FIG. 4 is a left side elevational view thereof;
FIG. 5 is a right side elevational view thereof;
FIG. 6 is a top plan elevational view thereof; and,
FIG. 7 is a bottom plan view thereof.
Broken lines throughout the drawings form no part of the claimed design and depict environment only.

1 Claim, 5 Drawing Sheets






FIG. 1




FIG. 2




FIG. 3

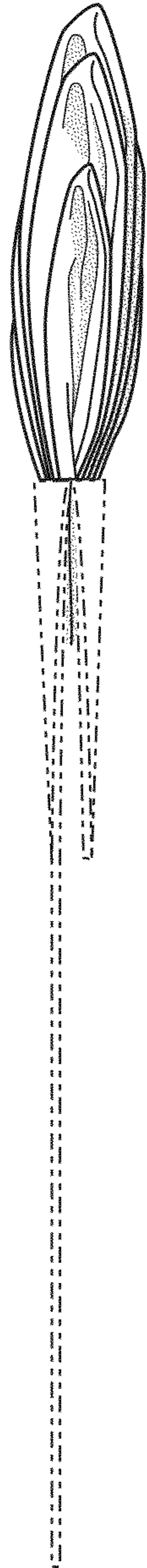


FIG. 4

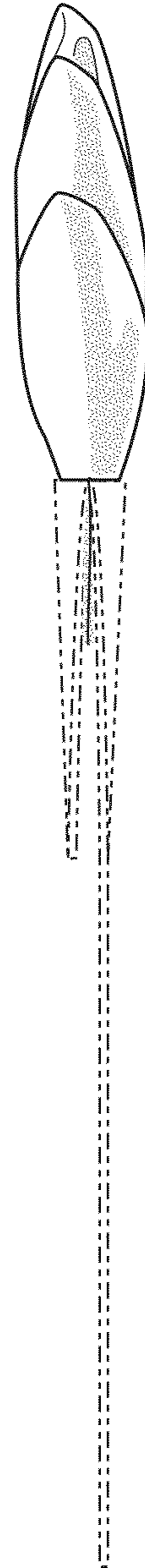


FIG. 5



FIG. 6




FIG. 7