

US00D693069S

(12) **United States Design Patent**
Grobleben et al.

(10) **Patent No.:** **US D693,069 S**

(45) **Date of Patent:** **** Nov. 5, 2013**

(54) **DISPLAY FOR A DISHWASHER**

(56) **References Cited**

(75) Inventors: **Ralf Grobleben**, Bretten (DE); **Thomas Knöller**, Neusäß (DE); **Elena Leinmüller**, München (DE); **Gerhard Nüssler**, München (DE)

U.S. PATENT DOCUMENTS

D385,069 S	*	10/1997	Hughes et al.	D32/3
D493,581 S	*	7/2004	Ott et al.	D32/3
D493,583 S	*	7/2004	Kaczmarek	D32/3
D495,104 S	*	8/2004	Kaczmarek	D32/3
D511,031 S	*	10/2005	Ott et al.	D32/3
D530,048 S	*	10/2006	Knochner	D32/3
D530,460 S	*	10/2006	Knochner	D32/3
D533,691 S	*	12/2006	Knochner	D32/3
D539,992 S	*	4/2007	Yamamoto et al.	D32/2
D545,009 S	*	6/2007	Jung et al.	D32/2
D549,404 S	*	8/2007	Jeon et al.	D32/2
D625,475 S	*	10/2010	Kim et al.	D32/3
D629,574 S	*	12/2010	Kaczmarek	D32/3

(73) Assignee: **BSH Bosch und Siemens Hausgeraete GmbH**, Munich (DE)

(**) Term: **14 Years**

(21) Appl. No.: **29/405,398**

(22) Filed: **Nov. 2, 2011**

Related U.S. Application Data

(62) Division of application No. 29/385,097, filed on Feb. 9, 2011, now Pat. No. Des. 653,821, which is a division of application No. 29/359,268, filed on Apr. 8, 2010, now Pat. No. Des. 640,429, which is a division of application No. 29/312,250, filed on Oct. 8, 2008, now Pat. No. Des. 620,648.

Foreign Application Priority Data

(30) Apr. 15, 2008 (EM) 000927512

(51) **LOC (9) Cl.** **15-05**

(52) **U.S. Cl.**
USPC **D32/3**

(58) **Field of Classification Search**
USPC D32/1-3, 5-6, 8, 25, 28; D7/340, D7/348-351, 405; 68/212; 312/31, 228; 134/56 D, 57 D, 58 D, 58 DL, 113, 201

See application file for complete search history.

(Continued)

Primary Examiner — T. Chase Nelson

Assistant Examiner — Kathleen M Sims

(74) *Attorney, Agent, or Firm* — James E. Howard; Andre Pallapies

(57) **CLAIM**

The ornamental design for a display for a dishwasher, as shown and described.


DESCRIPTION

FIG. 1 is a front view of a display for a dishwasher showing a first embodiment of our new ornamental design; FIG. 2 is a front view of a display for a dishwasher showing a second embodiment of our new ornamental design; and, FIG. 3 is a front view of a display for a dishwasher showing a third embodiment of our new ornamental design.

In the second and third embodiments of FIGS. 2 and 3, the left, right, upper and lower panel sections are formed in a common plane.

The broken lines showing of a rectangular shape in FIGS. 1 and 3 is included for the purpose of showing a boundary line detail of the display for a dishwasher and forms no part of the claimed design.

1 Claim, 2 Drawing Sheets



(56)

References Cited

U.S. PATENT DOCUMENTS

D629,979 S * 12/2010 Kaczmarek D32/3
D630,804 S * 1/2011 Ott D32/3
D630,805 S * 1/2011 Ott D32/3
D630,806 S * 1/2011 Kaczmarek D32/3
D633,664 S * 3/2011 Jenkins et al. D32/3
D635,312 S * 3/2011 Kaczmarek D32/3

D635,611 S * 4/2011 Yoder et al. D18/15
D640,429 S * 6/2011 Grobleben et al. D32/3
D640,843 S * 6/2011 Benold D32/3
D640,844 S * 6/2011 Benold D32/3
D641,939 S * 7/2011 Ott D32/3
D642,751 S * 8/2011 Jenkins et al. D32/3
D645,620 S * 9/2011 Ott D32/3
D645,621 S * 9/2011 Jenkins et al. D32/3

* cited by examiner




Fig. 1




Fig. 2




Fig. 3