



US00D693063S

(12) **United States Design Patent**  
**Batista**

(10) **Patent No.:** **US D693,063 S**

(45) **Date of Patent:** **\*\* Nov. 5, 2013**

(54) **GOLF GLOVE**

(71) Applicant: **Callaway Golf Company**, Carlsbad, CA (US)

(72) Inventor: **Catherine Batista**, Carlsbad, CA (US)

(73) Assignee: **Callaway Golf Company**, Carlsbad, CA (US)

(\*\*) Term: **14 Years**

(21) Appl. No.: **29/436,007**

(22) Filed: **Oct. 31, 2012**

**Related U.S. Application Data**

(63) Continuation of application No. 13/585,016, filed on Aug. 14, 2012, which is a continuation-in-part of application No. 29/427,535, filed on Jul. 19, 2012, and a continuation-in-part of application No. 29/406,499, filed on Nov. 15, 2011, now abandoned.

(51) **LOC (9) Cl.** ..... **02-06**

(52) **U.S. Cl.**  
USPC ..... **D29/116.2**

(58) **Field of Classification Search**  
USPC ..... D2/610, 611, 612, 613, 614, 615, 616, D2/617, 618, 619, 620, 621, 622, 623; D3/226; D20/33; D21/870; D28/63; D29/113, 114, 116.2, 117.1, 117.2, D29/123; 2/16, 20, 21, 158, 159, 160, 2/161.1, 161.2, 161.3, 161.4, 161.5, 2/161.6, 161.7, 161.8, 162, 163, 164, 2/165, 166, 167, 168, 169, 170, 917; 15/227

See application file for complete search history.

(56) **References Cited**

**U.S. PATENT DOCUMENTS**

D270,582 S *	9/1983	Pietrocola .....	D32/40
D359,381 S *	6/1995	Henriquez .....	D2/616
D424,784 S *	5/2000	Redwood et al. ....	D2/619
D515,783 S *	2/2006	Mattesky .....	D2/619
D537,234 S *	2/2007	Yewer, Jr. ....	D2/623
D593,720 S *	6/2009	Nourian .....	D32/40
D628,767 S *	12/2010	Bengyak .....	D2/619
2013/0117904 A1 *	5/2013	Batista .....	2/161.3

\* cited by examiner

*Primary Examiner* — Karen E Eldridge Powers

(74) *Attorney, Agent, or Firm* — Rebecca Hanovice; Michael A. Catania; Sonia Lari

(57) **CLAIM**

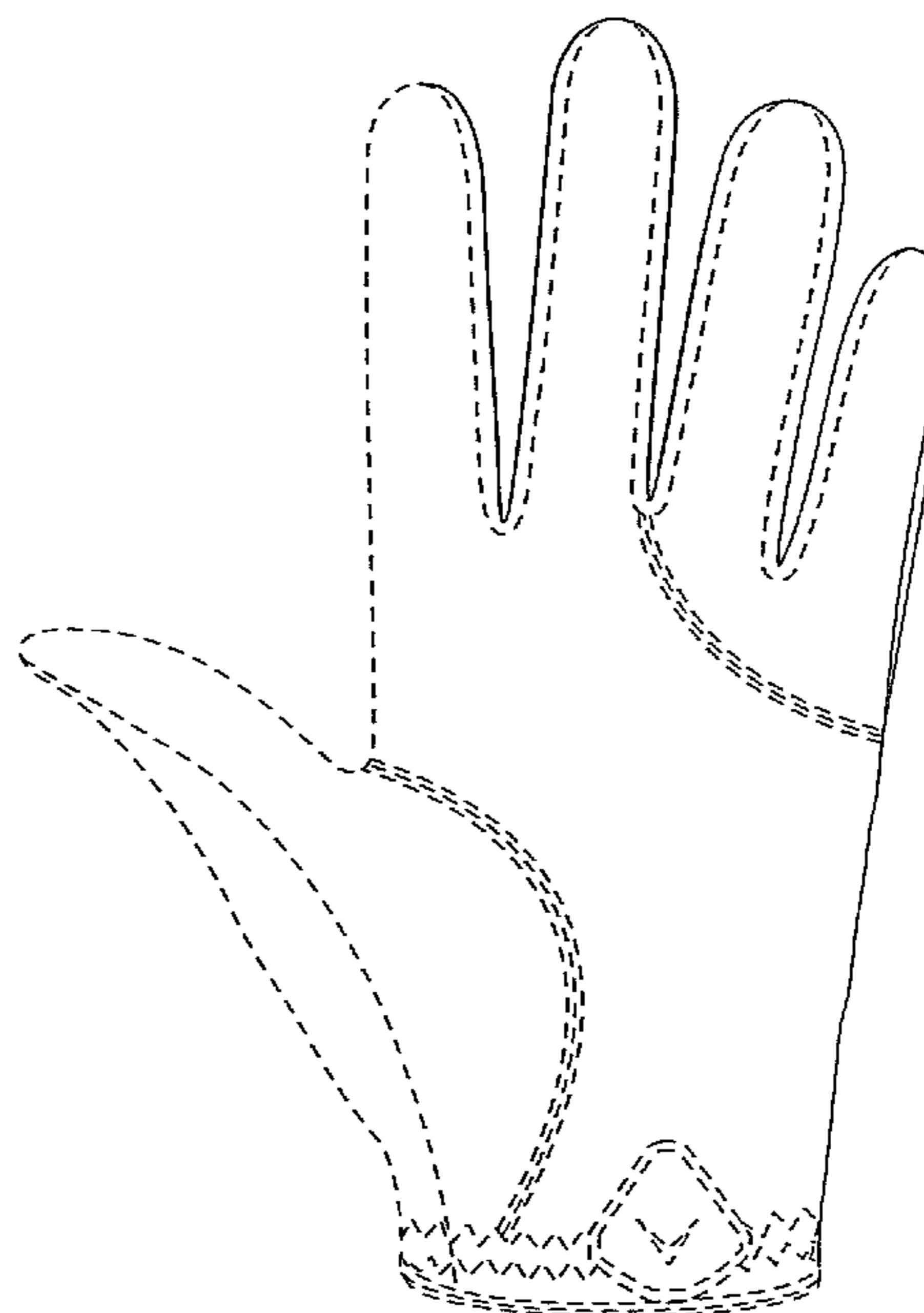
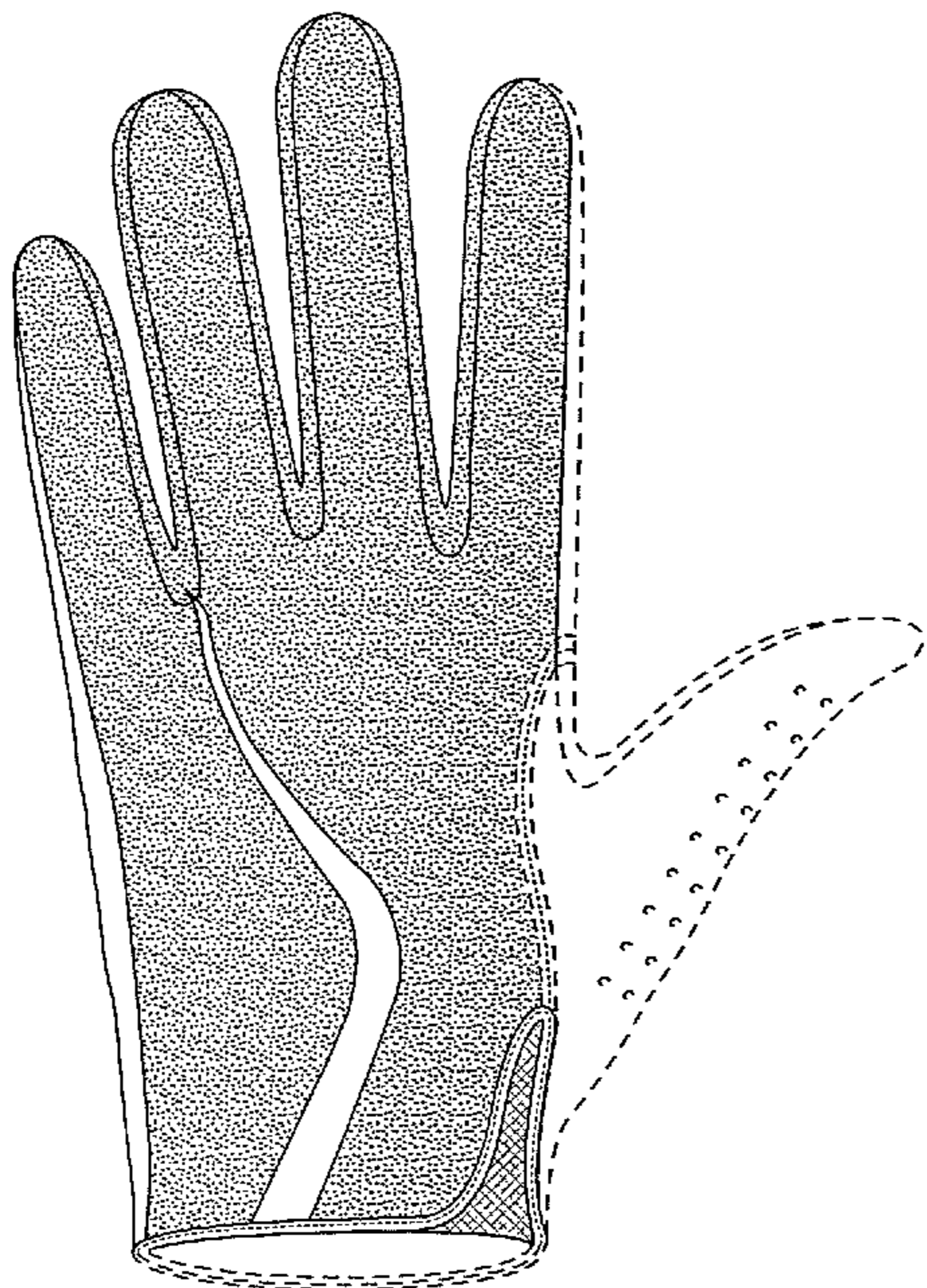
The ornamental design for a golf glove, as shown and described.

**DESCRIPTION**

FIG. 1 is a rear, plan view of a golf glove as claimed herein; FIG. 2 is a front, plan view thereof; FIG. 3 is a right side perspective view thereof; FIG. 4 is a left side perspective view thereof; FIG. 5 is a top perspective view thereof; and, FIG. 6 is bottom perspective view thereof.

The subject matter shown in broken lines in the drawings are unclaimed features of the article in which the claimed design is embodied.

**1 Claim, 3 Drawing Sheets**



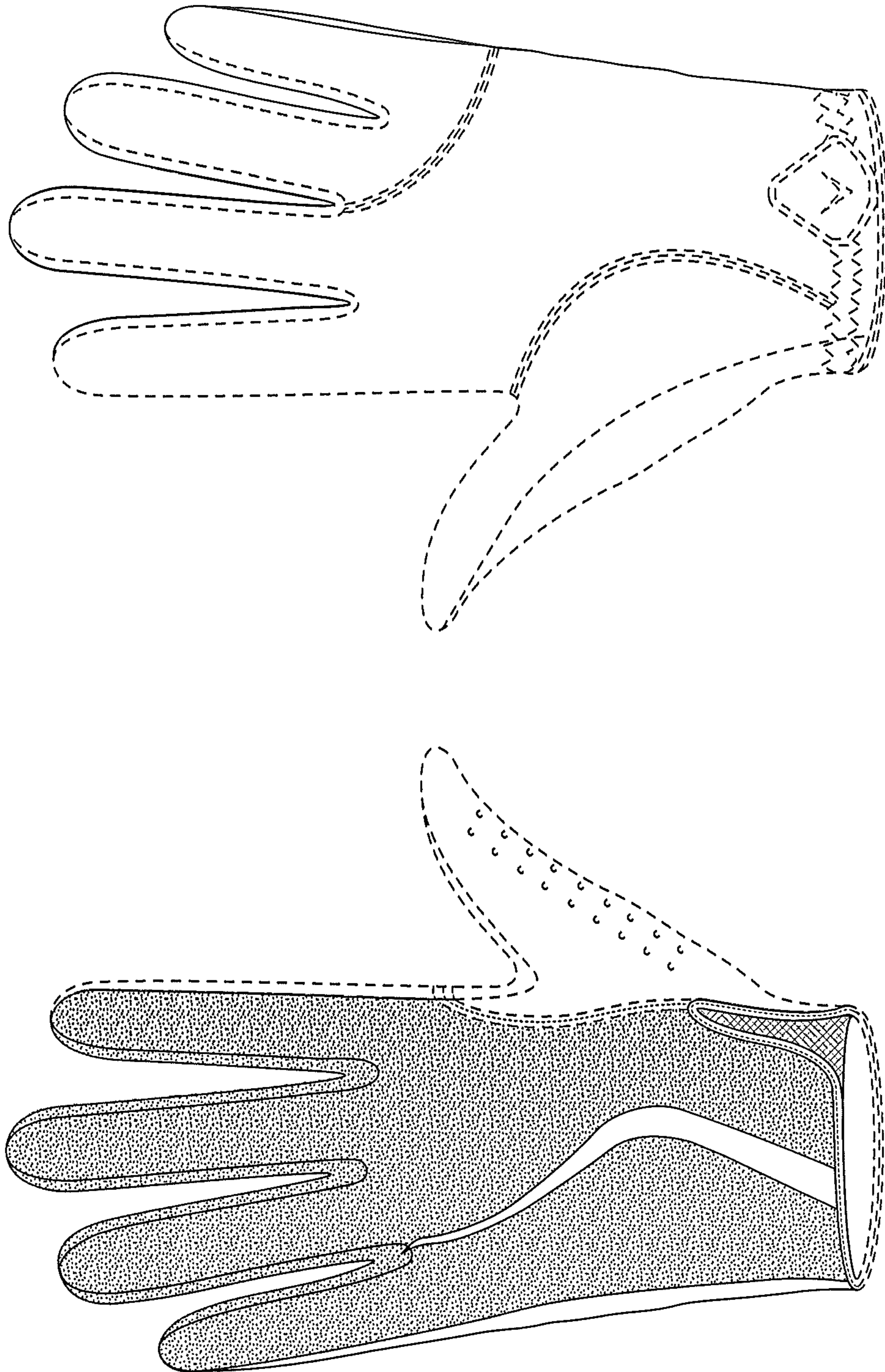


FIG. 1

FIG. 2

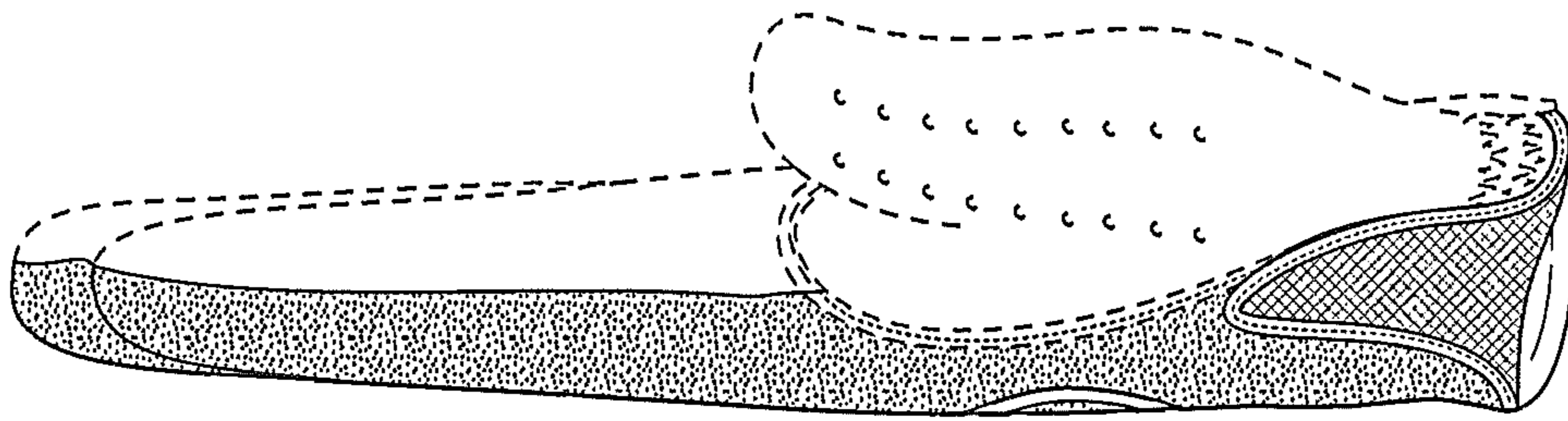


FIG. 4

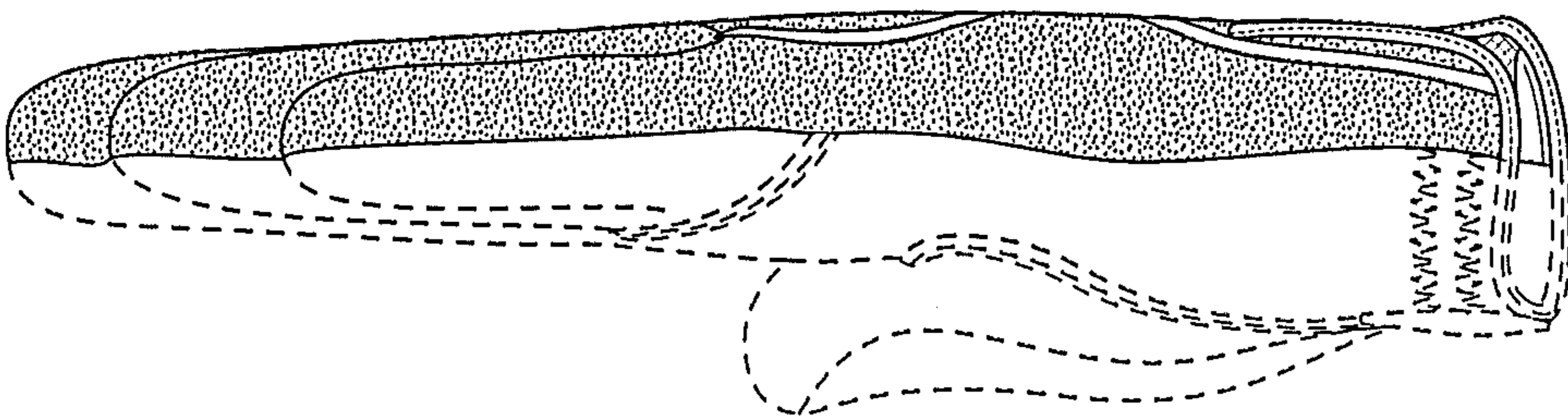


FIG. 3

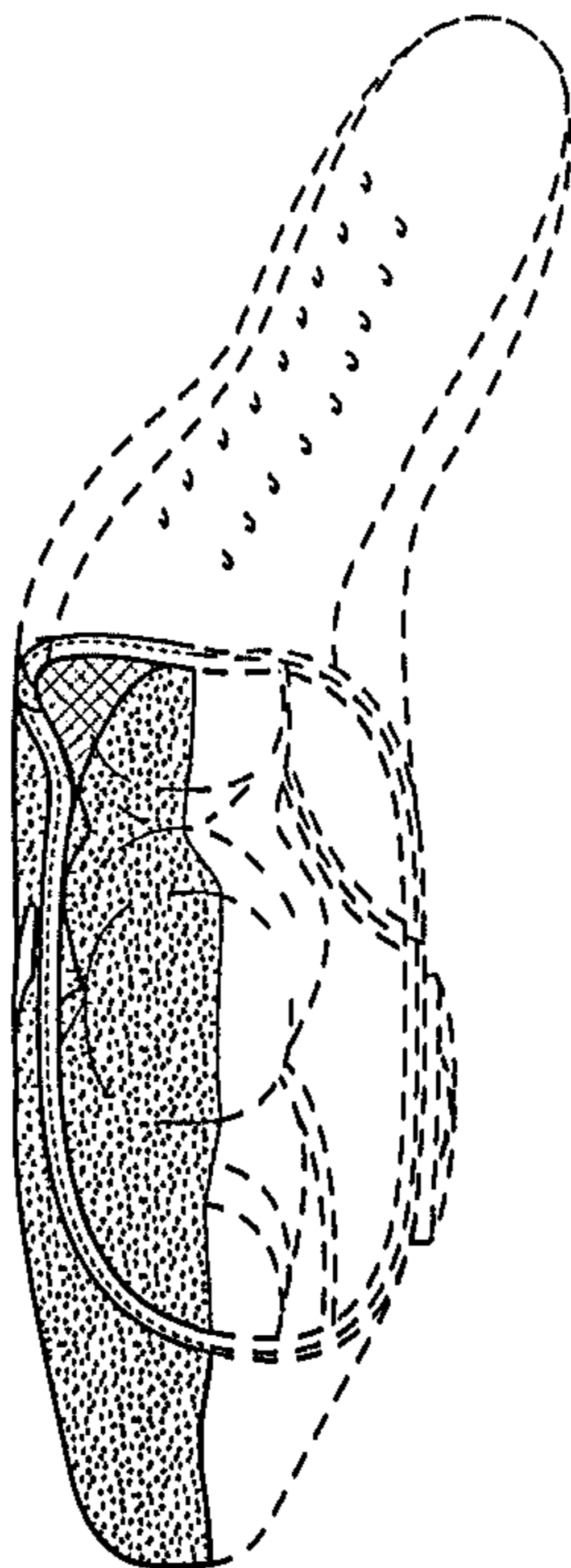


FIG. 5

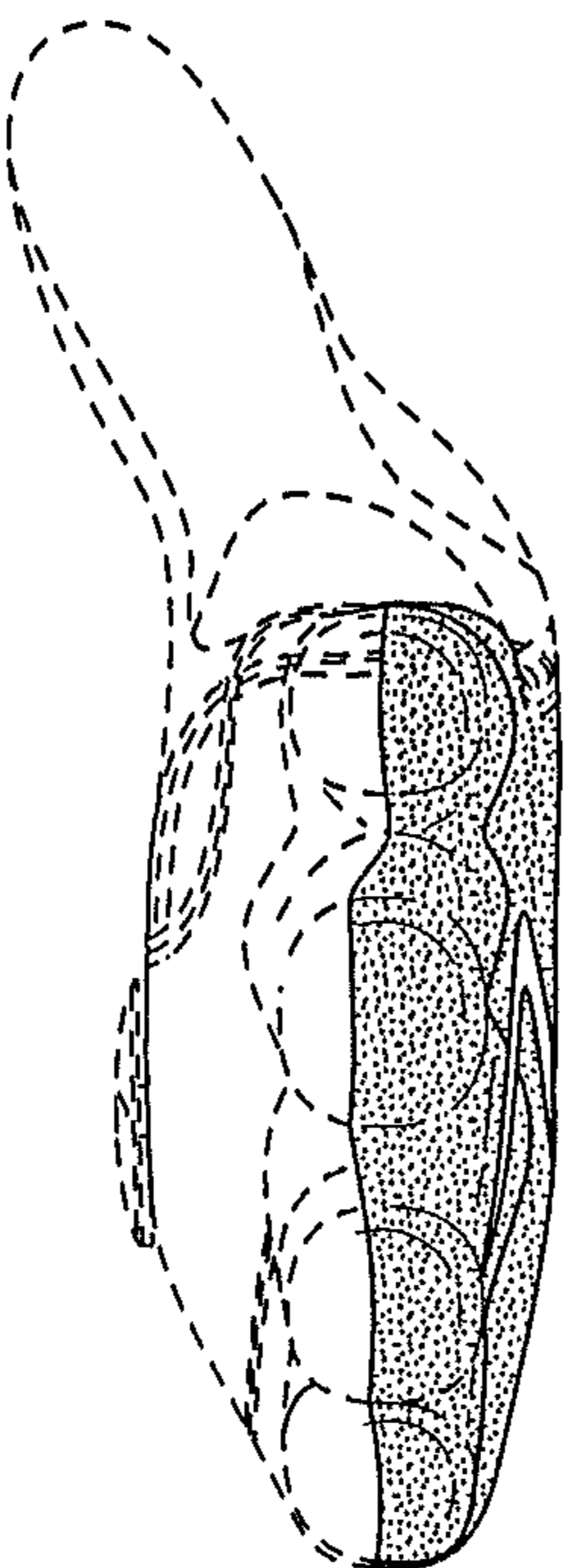


FIG. 6