

US00D693062S

(12) **United States Design Patent**
Bowen et al.

(10) **Patent No.:** **US D693,062 S**
(45) **Date of Patent:** **** Nov. 5, 2013**

(54) **FLAT FOLDED EAR LOOP FACE MASK**
(71) Applicants: **Michael L. Bowen**, North Richland Hills, TX (US); **George D. Reese**, Keller, TX (US)
(72) Inventors: **Michael L. Bowen**, North Richland Hills, TX (US); **George D. Reese**, Keller, TX (US)
(73) Assignee: **Prestige Ameritech Ltd.**, Fort Worth, TX (US)

D347,090 S 5/1994 Brunson
D347,713 S 6/1994 Brunson
5,322,061 A 6/1994 Brunson
5,440,760 A 8/1995 Highsmith
D366,697 S 1/1996 Drummond
5,553,608 A 9/1996 Reese et al.
D380,871 S * 7/1997 Guyette, Jr. D29/108
5,694,925 A 12/1997 Reese et al.
5,699,792 A 12/1997 Reese et al.
5,704,349 A 1/1998 Hubbard et al.
5,724,964 A 3/1998 Brunson et al.
5,735,270 A 4/1998 Bayer
5,765,556 A 6/1998 Brunson
5,813,398 A 9/1998 Baird et al.
D400,674 S * 11/1998 Miura D24/110.1
5,891,508 A * 4/1999 Barnum 427/2.31
D420,769 S * 2/2000 White D29/108
D424,688 S 5/2000 Bryant et al.
6,055,982 A 5/2000 Brunson et al.

(**) Term: **14 Years**

(21) Appl. No.: **29/441,069**

(22) Filed: **Dec. 31, 2012**

(51) **LOC (9) Cl.** **29-02**

(52) **U.S. Cl.**
USPC **D29/108**

(58) **Field of Classification Search**
USPC D29/100, 102, 105, 106, 108; 2/455, 2/456, 410, 424, 9, 173, 206; D24/110.1; 128/857, 858, 861, 863, 201.17, 128/201.24, 206.12, 206.13, 206.14, 128/206.19, 206.21
See application file for complete search history.

(Continued)

OTHER PUBLICATIONS

Two photographs of the front and rear sides of prior art face mask, Jan. 1, 2012.

Primary Examiner — Elizabeth J Oswecki
(74) *Attorney, Agent, or Firm* — Geoffrey A. Mantooth

(57) **CLAIM**
The ornamental design for a flat folded ear loop face mask, as shown and described.

(56) **References Cited**

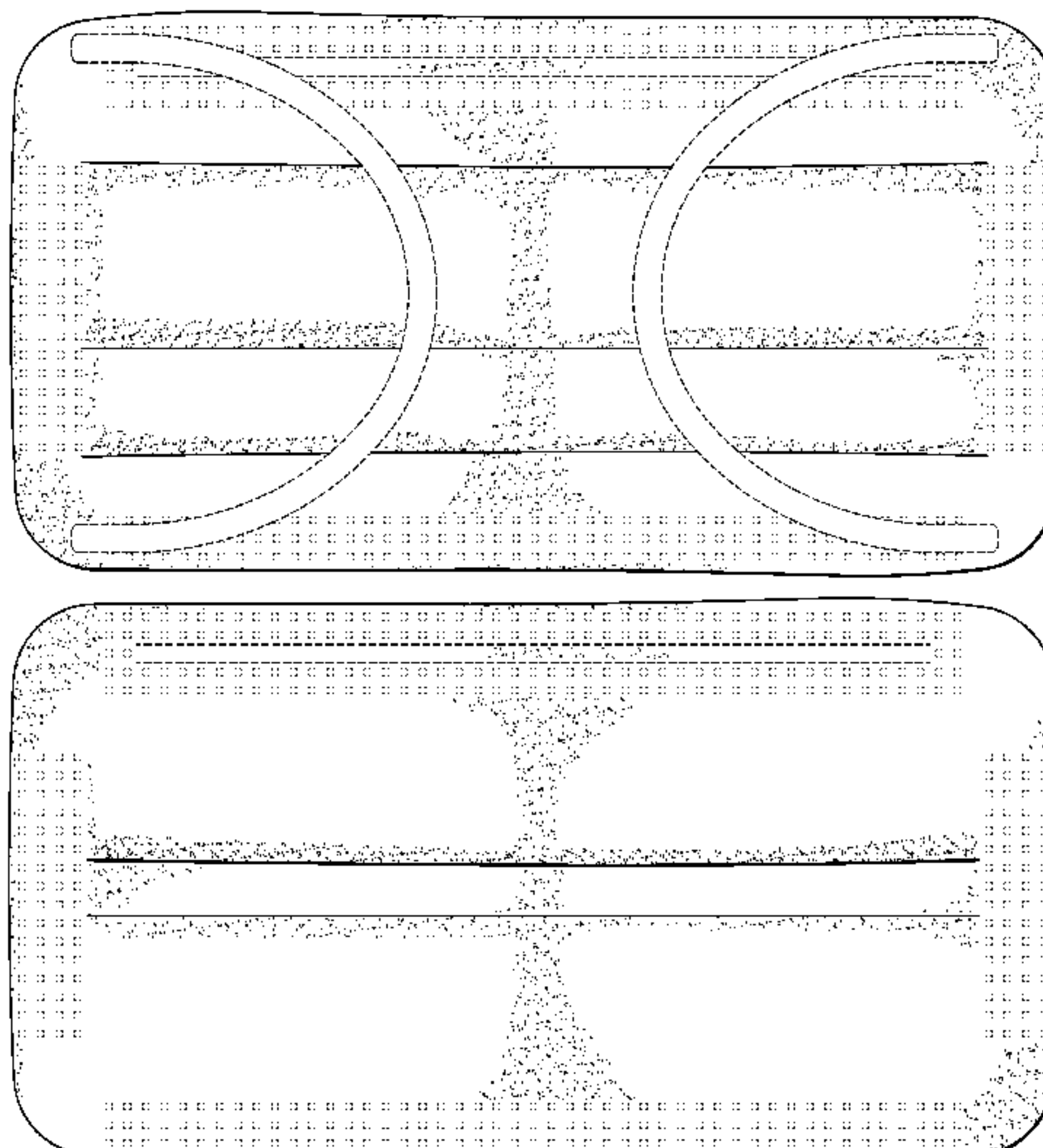
U.S. PATENT DOCUMENTS

D210,181 S * 2/1968 Solomon D28/44.2
3,603,315 A * 9/1971 Becker, III 128/206.19
D270,110 S 8/1983 Moore et al.
4,606,341 A * 8/1986 Hubbard et al. 128/206.19
D285,733 S 9/1986 Cooper
4,802,473 A 2/1989 Hubbard et al.
4,920,960 A 5/1990 Hubbard et al.
4,941,470 A 7/1990 Hubbard et al.
4,969,457 A 11/1990 Hubbard et al.
5,020,533 A 6/1991 Hubbard et al.
D327,141 S 6/1992 Hubbard et al.
5,150,703 A 9/1992 Hubbard et al.

DESCRIPTION

FIG. 1 is a front elevation view of a flat folded ear loop face mask showing our new design;
FIG. 2 is a rear elevation view thereof;
FIG. 3 is a top plan view thereof, the bottom plan view being a mirror image thereof; and,
FIG. 4 is a left side view thereof, the right side view being a mirror image thereof.
The broken lines shown in the drawings represent portions of the flat folded ear loop face mask that form no part of the claimed design.

1 Claim, 3 Drawing Sheets



(56)

References Cited

U.S. PATENT DOCUMENTS

6,062,220	A *	5/2000	Whitaker et al.	128/206.19	D537,210	S *	2/2007	Hillman	D29/108
D430,361	S *	8/2000	Smith	D29/108	7,290,545	B2 *	11/2007	Kleman et al.	128/206.19
6,213,125	B1	4/2001	Reese et al.		7,762,257	B2 *	7/2010	Chiam	128/206.21
D443,927	S *	6/2001	Chen	D24/110.1	D636,537	S *	4/2011	Ladua	D29/108
D464,726	S *	10/2002	Wolfe	D24/110.1	D638,171	S *	5/2011	Goranov et al.	D29/108
D511,209	S *	11/2005	Callan	D24/110.1	D640,011	S *	6/2011	Teng	D29/108
7,004,167	B2 *	2/2006	Cheng	128/206.19	8,091,550	B2 *	1/2012	Steindorf	128/206.12
7,044,127	B1 *	5/2006	Fernandez		8,113,201	B2 *	2/2012	Steindorf et al.	128/206.15
			DeCastro	128/202.15	D658,334	S *	4/2012	Goranov et al.	D29/108
					8,251,065	B2 *	8/2012	Kim	128/206.19
					8,375,950	B2 *	2/2013	Bostock et al.	128/206.19
					2009/0320849	A1 *	12/2009	Biedermann	128/206.28

* cited by examiner

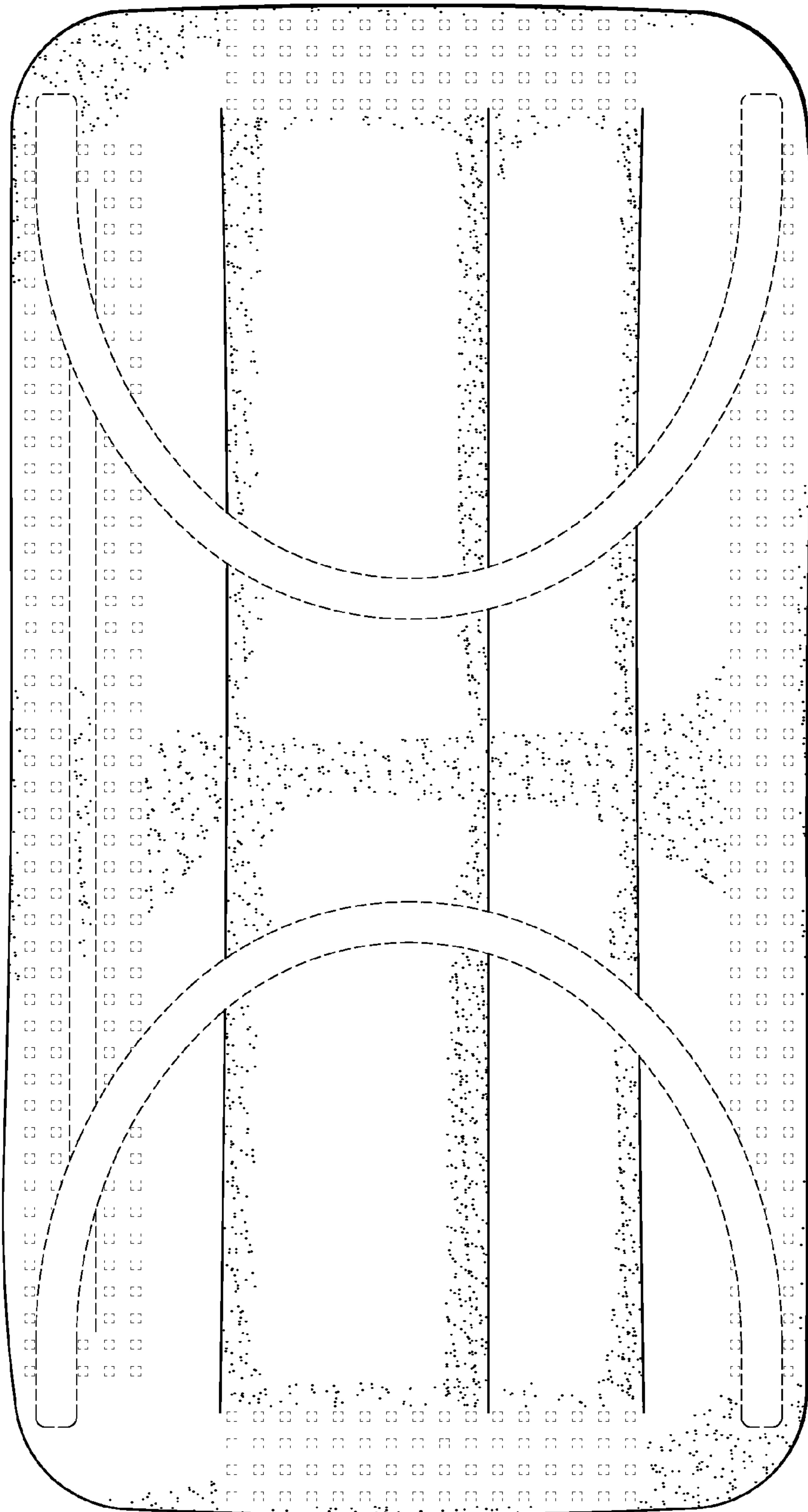


FIG. 1




FIG. 2

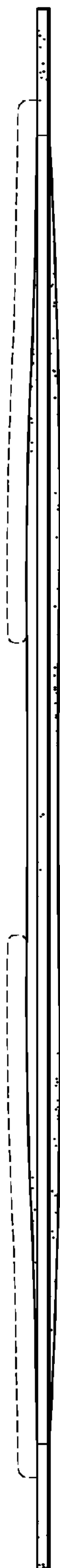


FIG. 3

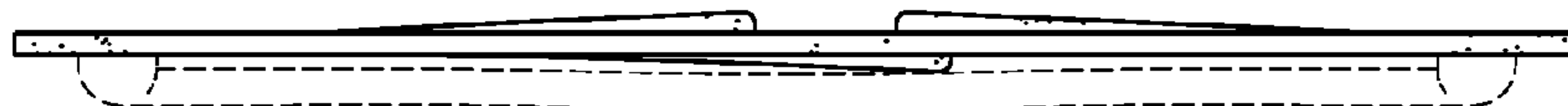


FIG. 4