

US00D693061S

(12) **United States Design Patent**
Price

(10) **Patent No.:** **US D693,061 S**

(45) **Date of Patent:** **** Nov. 5, 2013**

(54) **WIG SUPPORT STRAP**

(71) Applicant: **Delores Price**, Carson, CA (US)

(72) Inventor: **Delores Price**, Carson, CA (US)

(**) Term: **14 Years**

(21) Appl. No.: **29/437,103**

(22) Filed: **Nov. 13, 2012**

(51) **LOC (9) Cl.** **28-04**

(52) **U.S. Cl.**
USPC **D28/92; D28/41**

(58) **Field of Classification Search**
USPC D28/39-43, 92, 93; 132/53-56, 201;
D2/624, 705, 706
See application file for complete search history.

(56) **References Cited**

U.S. PATENT DOCUMENTS

D287,420 S *	12/1986	Wada et al.	D2/877
D383,888 S *	9/1997	Smith	D2/624
D402,091 S *	12/1998	Bratcher	D2/894
D513,034 S *	12/2005	Boron et al.	D17/20
D558,427 S *	1/2008	Solin	D2/627

D636,124 S * 4/2011 Smith-Wehr D28/41

* cited by examiner

Primary Examiner — Zenia Bennett

(74) *Attorney, Agent, or Firm* — QuickPatents; Kevin Prince

(57) **CLAIM**

I claim the ornamental design for a wig support strap, as shown and described.

DESCRIPTION

FIG. 1 is a perspective view of a wig support straps, showing my new design with an adhesive liner fixed to an adhesive portion;

FIG. 2 is a front elevational view of FIG. 1;

FIG. 3 is a rear elevational view of FIG. 1;

FIG. 4 is a left-side elevational view of FIG. 1;

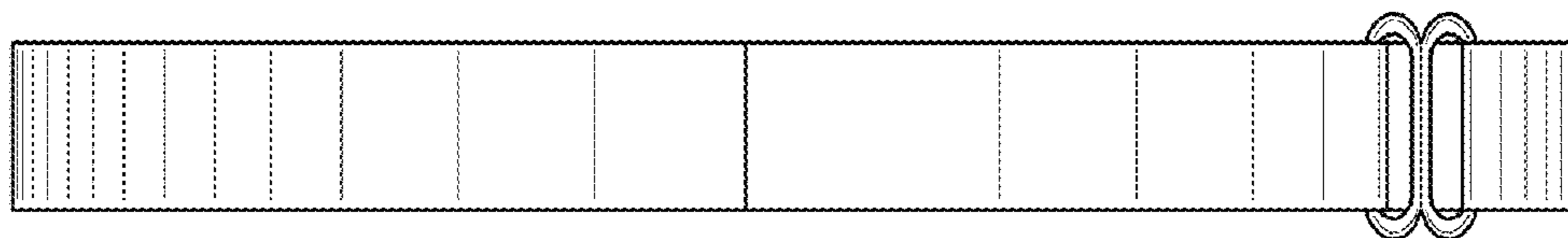
FIG. 5 is a right-side elevational view of FIG. 1;

FIG. 6 is a top plan view of FIG. 1, the bottom plan view being a mirror image thereof; and,

FIG. 7 is a perspective view thereof, illustrated with the adhesive liner partially removed from the adhesive portion.

The broken lines showing a person in FIGS. 1 and 7 depict environmental matter and form not part of the claimed design.

1 Claim, 3 Drawing Sheets



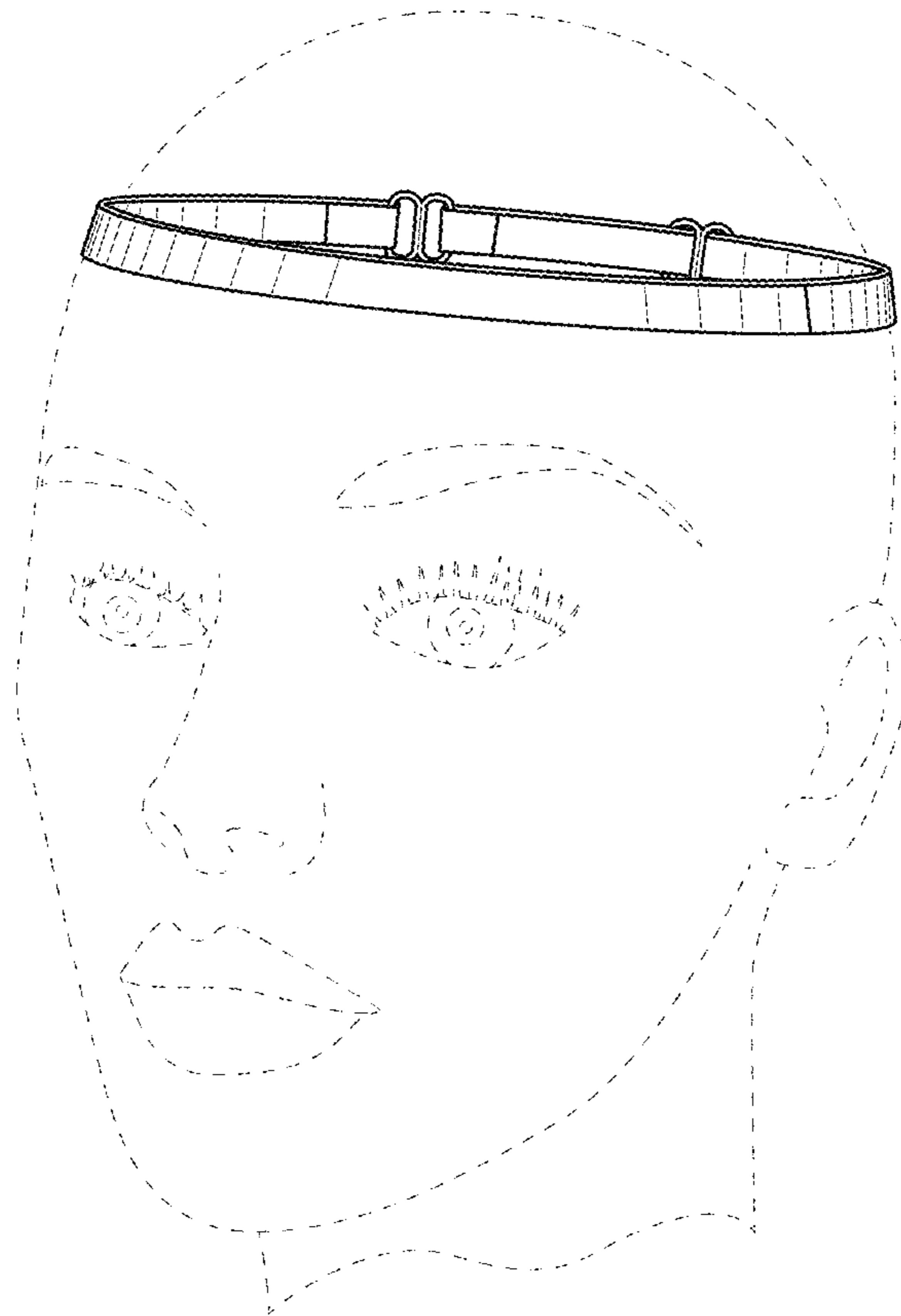


FIG. 1




FIG. 2




FIG. 3

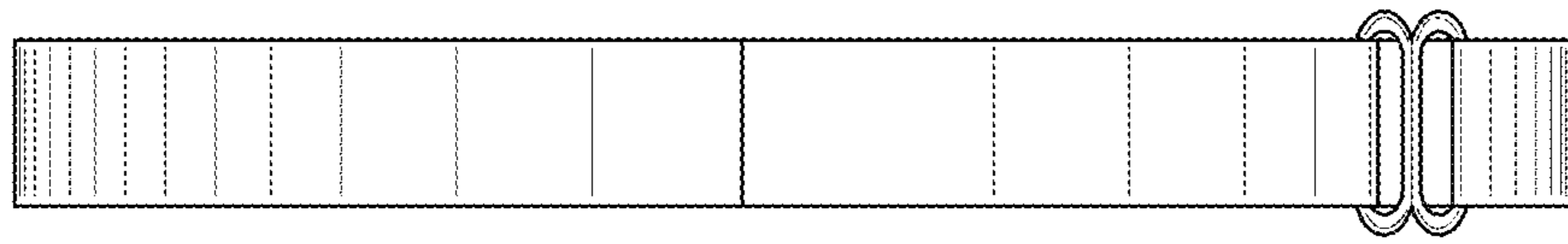


FIG. 4

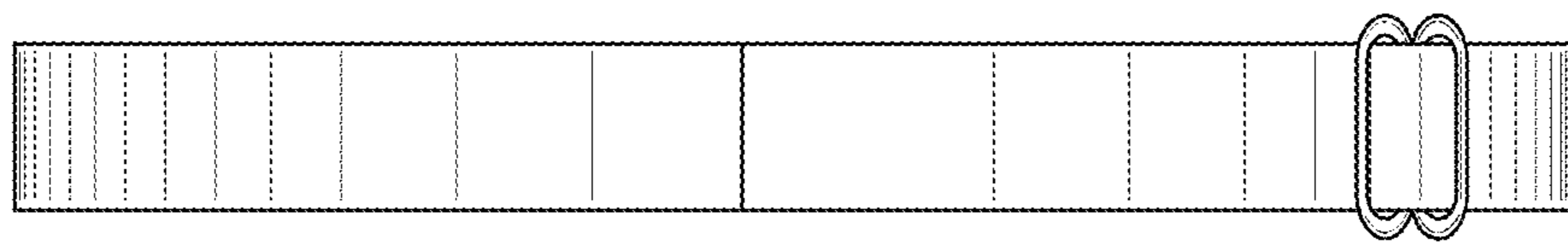


FIG. 5



FIG. 6

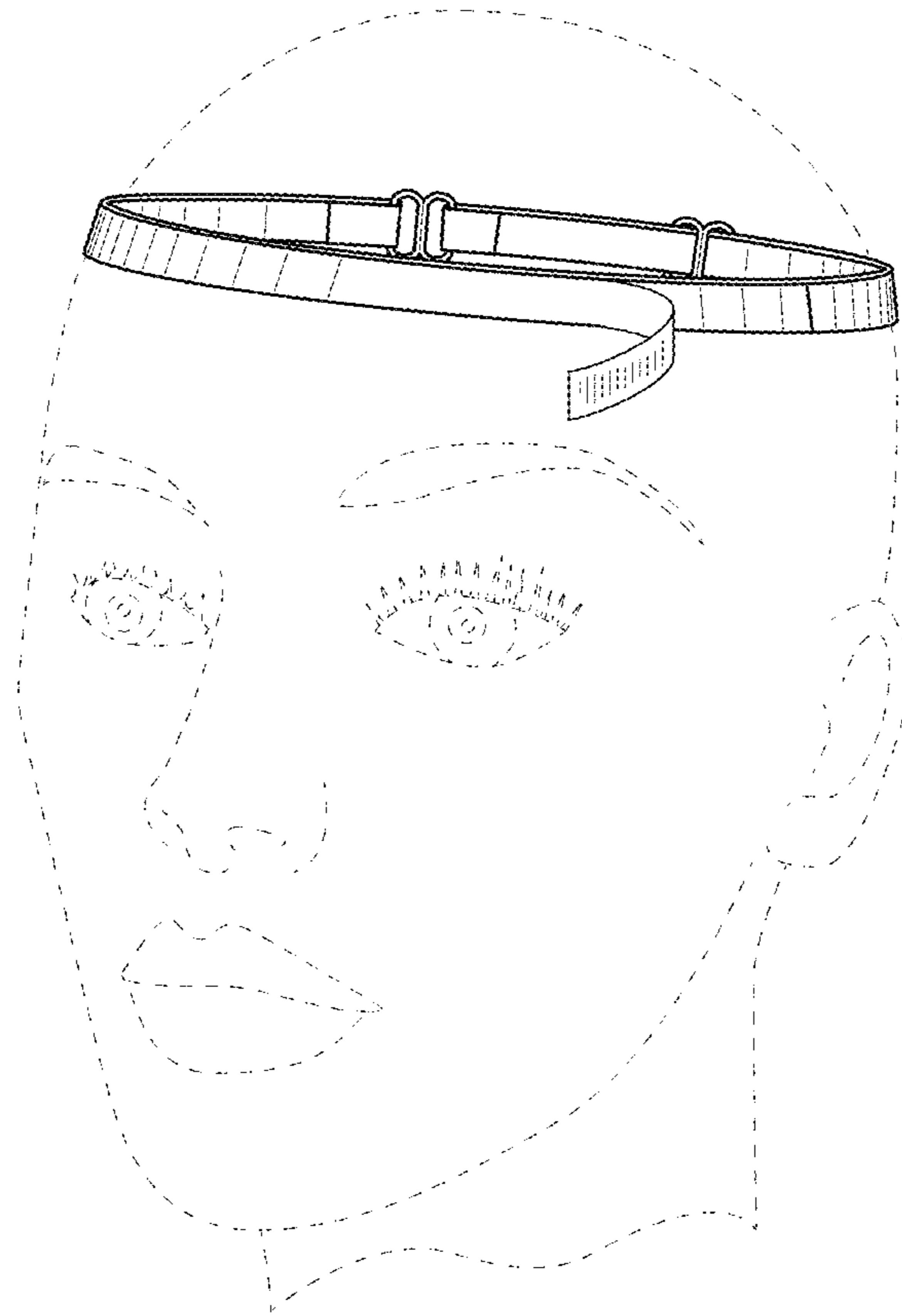


FIG. 7