



US00D693057S

(12) **United States Design Patent**
Omoto

(10) **Patent No.:** **US D693,057 S**

(45) **Date of Patent:** **** *Nov. 5, 2013**

(54) **FACE MASK**

(75) Inventor: **Susumu Omoto**, Sakai (JP)

(73) Assignee: **Nichiei Co., Ltd.**, Osaka (JP)

(*) Notice: This patent is subject to a terminal disclaimer.

(**) Term: **14 Years**

(21) Appl. No.: **29/406,648**

(22) Filed: **Nov. 17, 2011**

(30) **Foreign Application Priority Data**

Jun. 23, 2011 (JP) 2011-014243

(51) **LOC (9) Cl.** **28-02**

(52) **U.S. Cl.**
USPC **D28/7**

(58) **Field of Classification Search**

USPC D20/32, 33; D28/4, 7, 8, 9, 63, 91.2,
D28/99; D24/119, 206, 208; 132/285, 319,
132/320, 333; D21/668-661; 424/443
See application file for complete search history.

(56) **References Cited**

U.S. PATENT DOCUMENTS

1,584,012 A	5/1926	Cocroft	
3,674,593 A	7/1972	Pearson et al.	
4,585,797 A *	4/1986	Cioca	514/773
D292,438 S *	10/1987	Lyke	D29/108
D293,829 S *	1/1988	Johnston	D28/9
5,623,733 A	4/1997	Kurimoto et al.	
D564,705 S *	3/2008	Ohnishi et al.	D28/9
D570,541 S *	6/2008	Ohnishi et al.	D28/9
D608,500 S *	1/2010	Lu et al.	D28/9
D630,376 S *	1/2011	Yamamoto	D28/7
D634,473 S *	3/2011	Koike	D28/9
D646,842 S *	10/2011	Roman	D28/7

2004/0022830 A1 *	2/2004	Nakamura et al.	424/443
2005/0048860 A1	3/2005	Ying et al.	
2008/0029121 A1 *	2/2008	Gueret et al.	132/320
2009/0255554 A1	10/2009	Omoto	
2010/0300478 A1 *	12/2010	Burnett	132/319

FOREIGN PATENT DOCUMENTS

DE	839404	5/1952
JP	07-000211	1/1995
JP	2002-172022	6/2002

(Continued)

Primary Examiner — Zenia Bennett

(74) *Attorney, Agent, or Firm* — Renner, Otto, Boisselle & Sklar, LLP

(57) **CLAIM**

The ornamental design for a face mask, as shown and described.

DESCRIPTION

FIG. 1 is a front view of a face mask in a folded configuration showing my design;

FIG. 2 is a rear view thereof;

FIG. 3 is a left side view thereof;

FIG. 4 is a right side view thereof;

FIG. 5 is a top view thereof;

FIG. 6 is a bottom view thereof;

FIG. 7 is a perspective view of the face mask in an in-use configuration; and

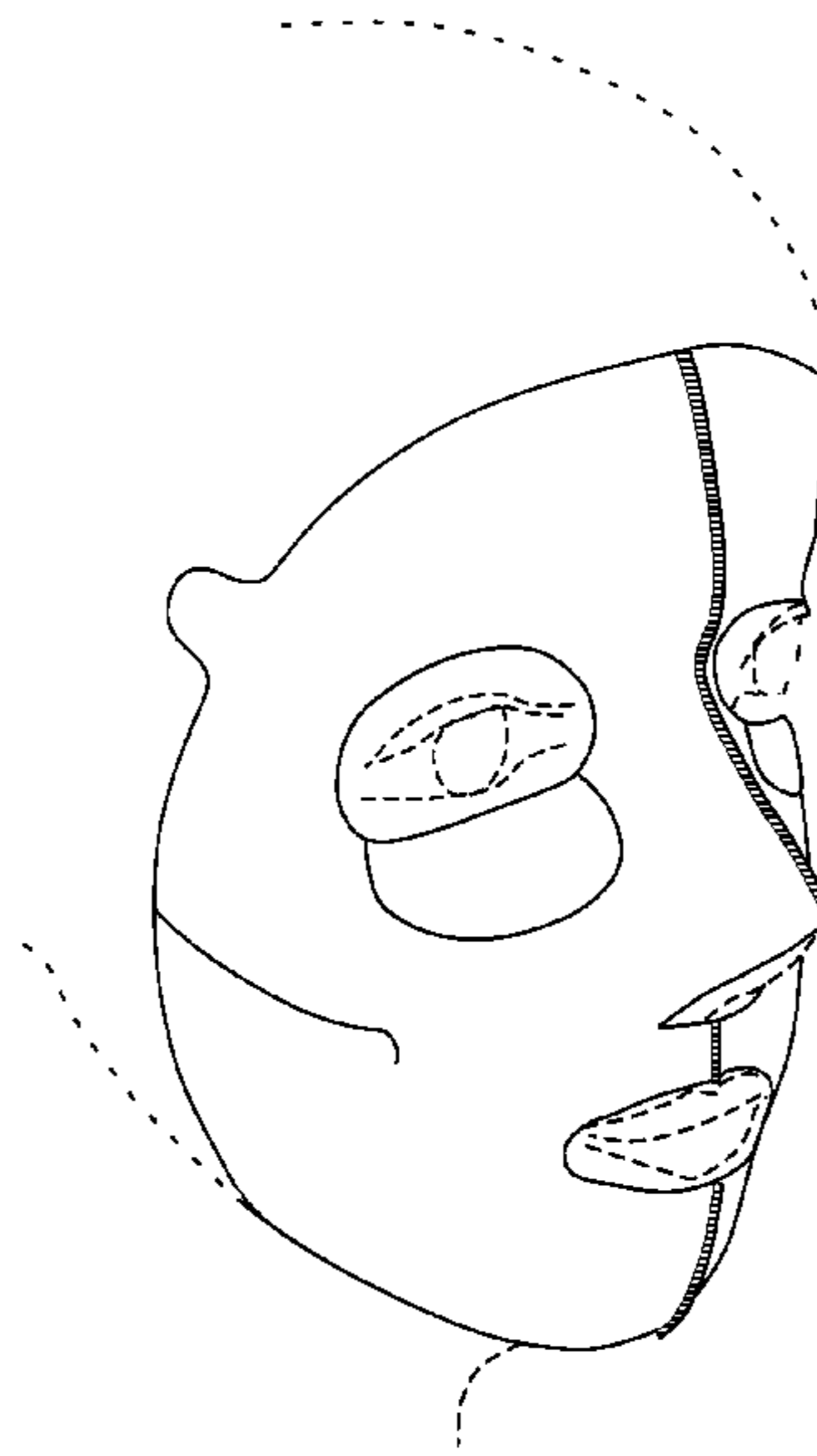

FIG. 8 is a cross-sectional view taken along the line 8-8 in FIG. 1 thereof; and,

FIG. 9 is an enlarged cross-sectional taken from FIG. 8 showing surface contour on a portion of the face mask.

The hatching in FIGS. 1, 2 and 7 represents the crenulate configuration of the edge of the face mask as best shown in FIG. 8.

The broken lines shown herein are for illustrative purposes only to show environmental features and form no part of the claimed design.

1 Claim, 8 Drawing Sheets



US D693,057 S

Page 2

(56)	References Cited			
		JP	2006-025848	2/2006
		JP	2007-330329	12/2007
		JP	D1371301	10/2009
	FOREIGN PATENT DOCUMENTS			
JP	2006-025847	2/2006		* cited by examiner

Fig. 1




Fig. 2

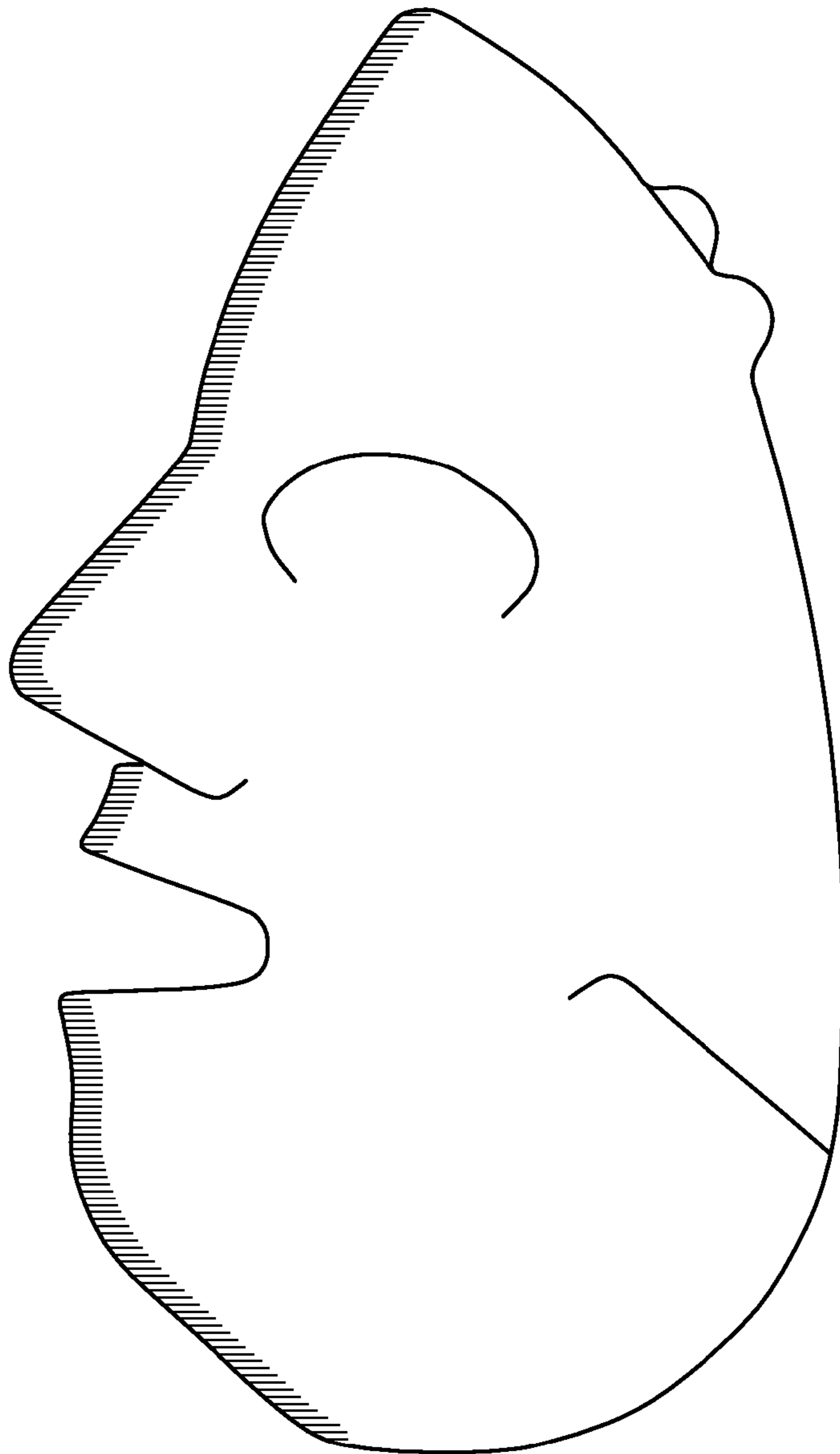


Fig. 3



Fig. 4



Fig. 5



Fig. 6



Fig. 7

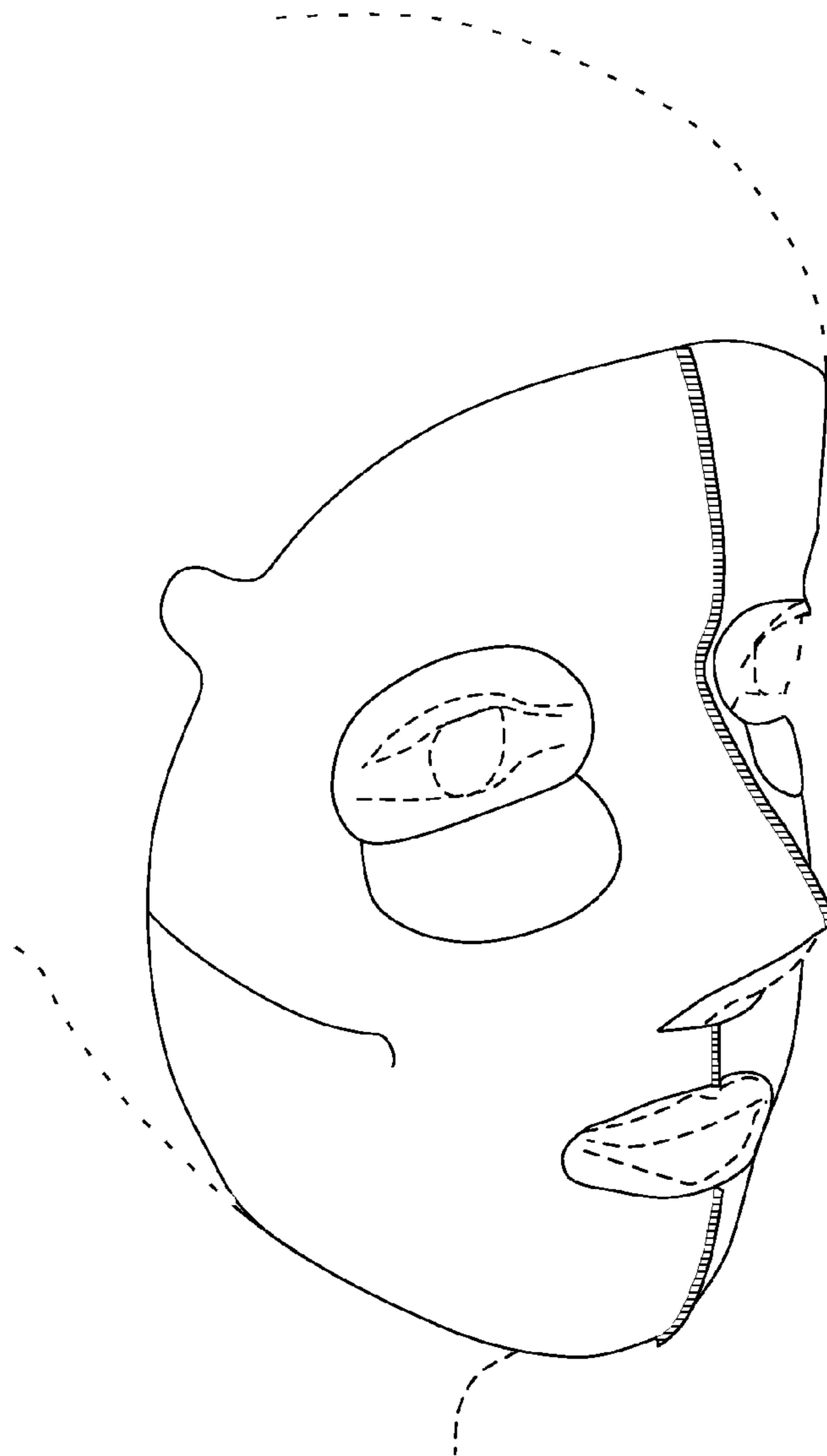


Fig. 8

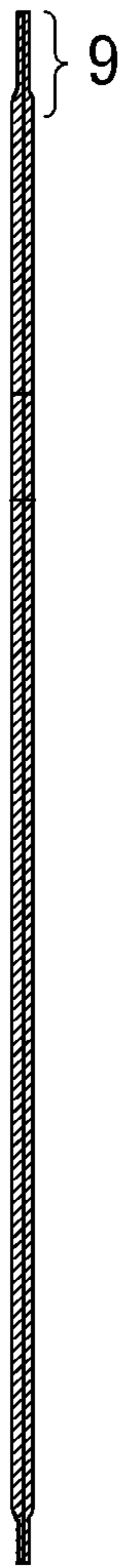


Fig. 9

