



US00D693053S

(12) **United States Design Patent**  
**Chen**

(10) **Patent No.:** **US D693,053 S**

(45) **Date of Patent:** **\*\* Nov. 5, 2013**

(54) **ELECTRONIC SMOKE DEVICE**

(71) Applicant: **Shenzhen Smiss Technolygy Co., Ltd,**  
Shenzhen (CN)

(72) Inventor: **Jiatai Chen,** Shenzhen (CN)

(\*\*) Term: **14 Years**

(21) Appl. No.: **29/443,812**

(22) Filed: **Jan. 23, 2013**

(51) **LOC (9) Cl.** ..... **27-01**

(52) **U.S. Cl.**  
USPC ..... **D27/101**

(58) **Field of Classification Search**  
USPC ..... D27/100, 101, 103-105, 108, 125, 141,  
D27/157, 159, 163-165, 170, 172, 174-176,  
D27/183-194; D34/2; 206/242-276; D3/11,  
D3/215, 220, 226-230, 265, 266, 294, 315,  
D3/321, 281; 4/258, 259, 267, 271, 283;  
131/270-273, 329, 330, 194, 189, 347,  
131/360-365; D24/110, 113; D19/77, 81,  
D19/84; D28/73-77, 83, 85; D9/702, 710,  
D9/423, 721, 414, 420, 737, 751, 456,  
D9/686; D14/138 AA, 138 AD; D13/108  
See application file for complete search history.

(56) **References Cited**

**U.S. PATENT DOCUMENTS**

D590,990 S \* 4/2009 Hon ..... D27/101  
D590,991 S \* 4/2009 Hon ..... D27/101

D642,330 S \* 7/2011 Turner ..... D27/101  
D644,375 S \* 8/2011 Zhou ..... D27/101  
D653,803 S \* 2/2012 Timmermans ..... D27/163  
D662,257 S \* 6/2012 Alelov ..... D27/101  
D666,355 S \* 8/2012 Alelov ..... D27/101  
8,375,957 B2 \* 2/2013 Hon ..... 131/194  
2004/0261804 A1 \* 12/2004 Mitchell ..... 131/270  
2006/0254604 A1 \* 11/2006 Martinez Fernandez ..... 131/273  
2011/0290268 A1 \* 12/2011 Schennum ..... 131/330  
2012/0260926 A1 \* 10/2012 Tu et al. .... 131/329  
2013/0068239 A1 \* 3/2013 Youn ..... 131/273

\* cited by examiner

*Primary Examiner* — Susan Bennett Hattan

*Assistant Examiner* — Janice Hallmark

(57) **CLAIM**

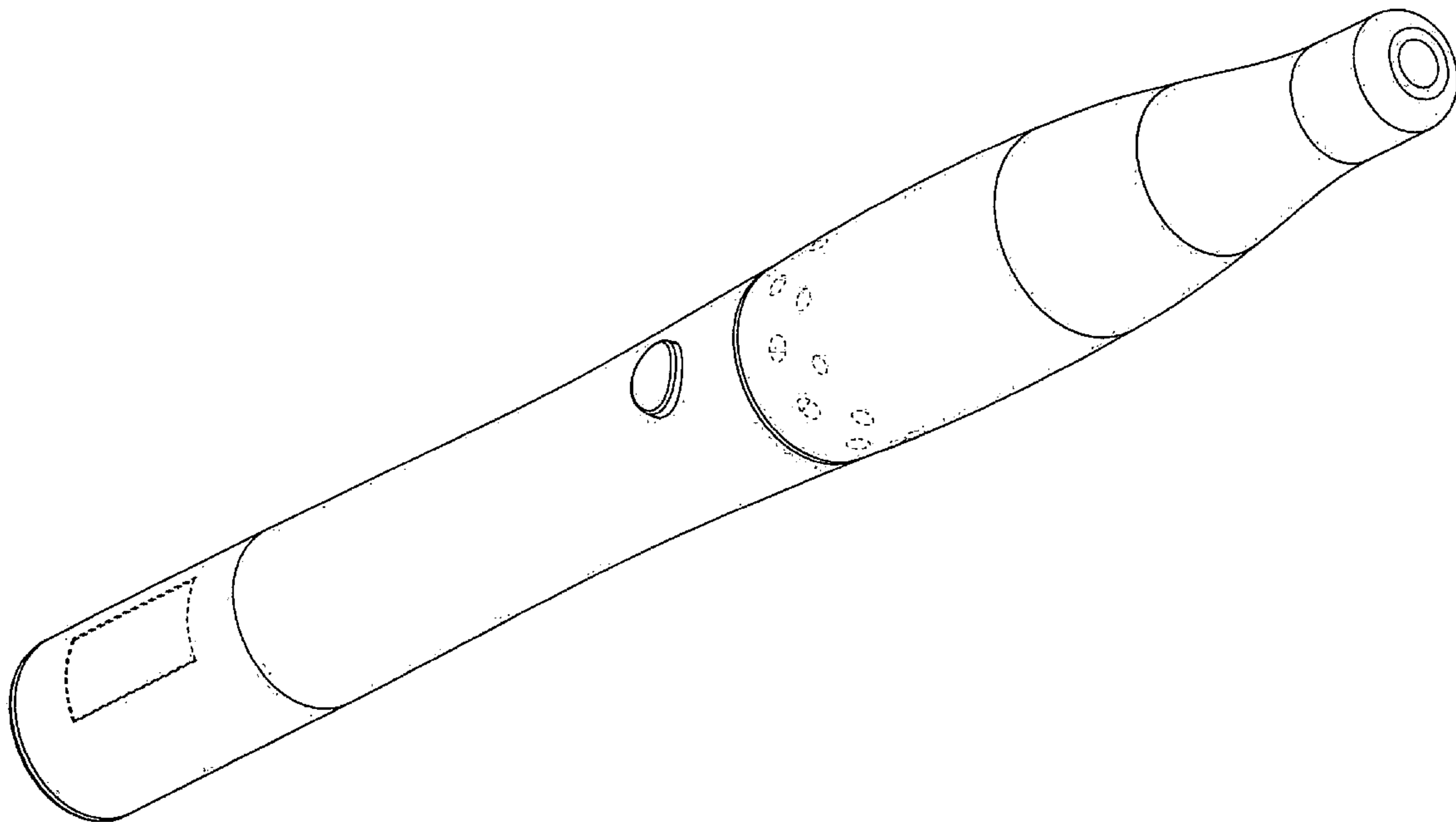
The ornamental design for a electronic smoke device, as shown and described.

**DESCRIPTION**

FIG. 1 is the perspective view of the electronic smoke device showing my new design;  
FIG. 2 is the left side view thereof;  
FIG. 3 is the right side view thereof;  
FIG. 4 is the top plan view thereof;  
FIG. 5 is the bottom plan view thereof;  
FIG. 6 is the front elevational view thereof; and,  
FIG. 7 is the rear elevational view thereof.  
The broken lines in the drawings depict environmental subject matter only and form no part of the claimed design.

**1 Claim, 7 Drawing Sheets**

**Electronic smoke**



Electronic smoke

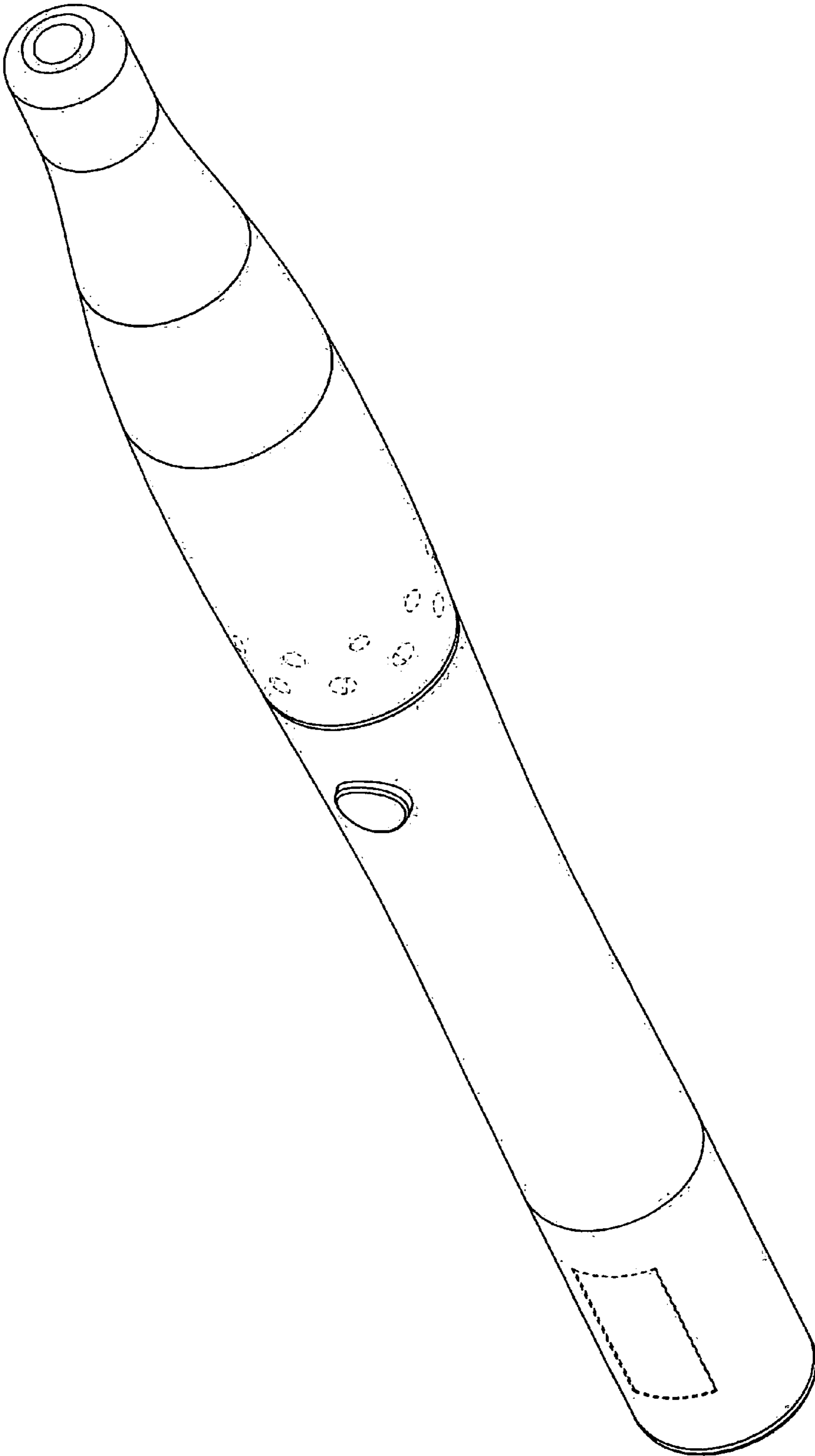


Fig. 1




Fig. 2




Fig. 3

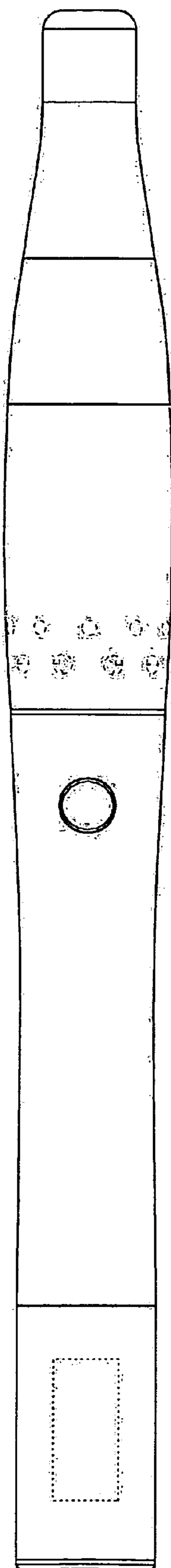


Fig. 4

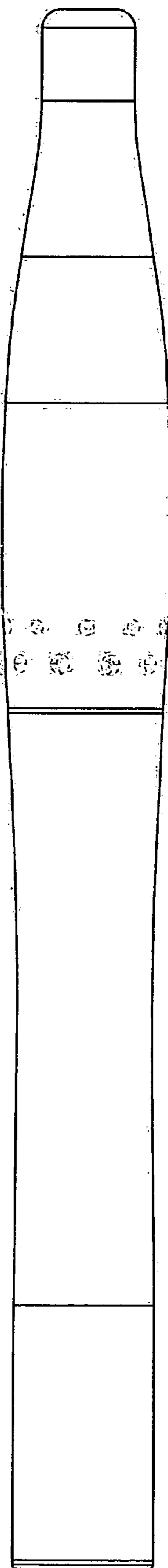


Fig. 5

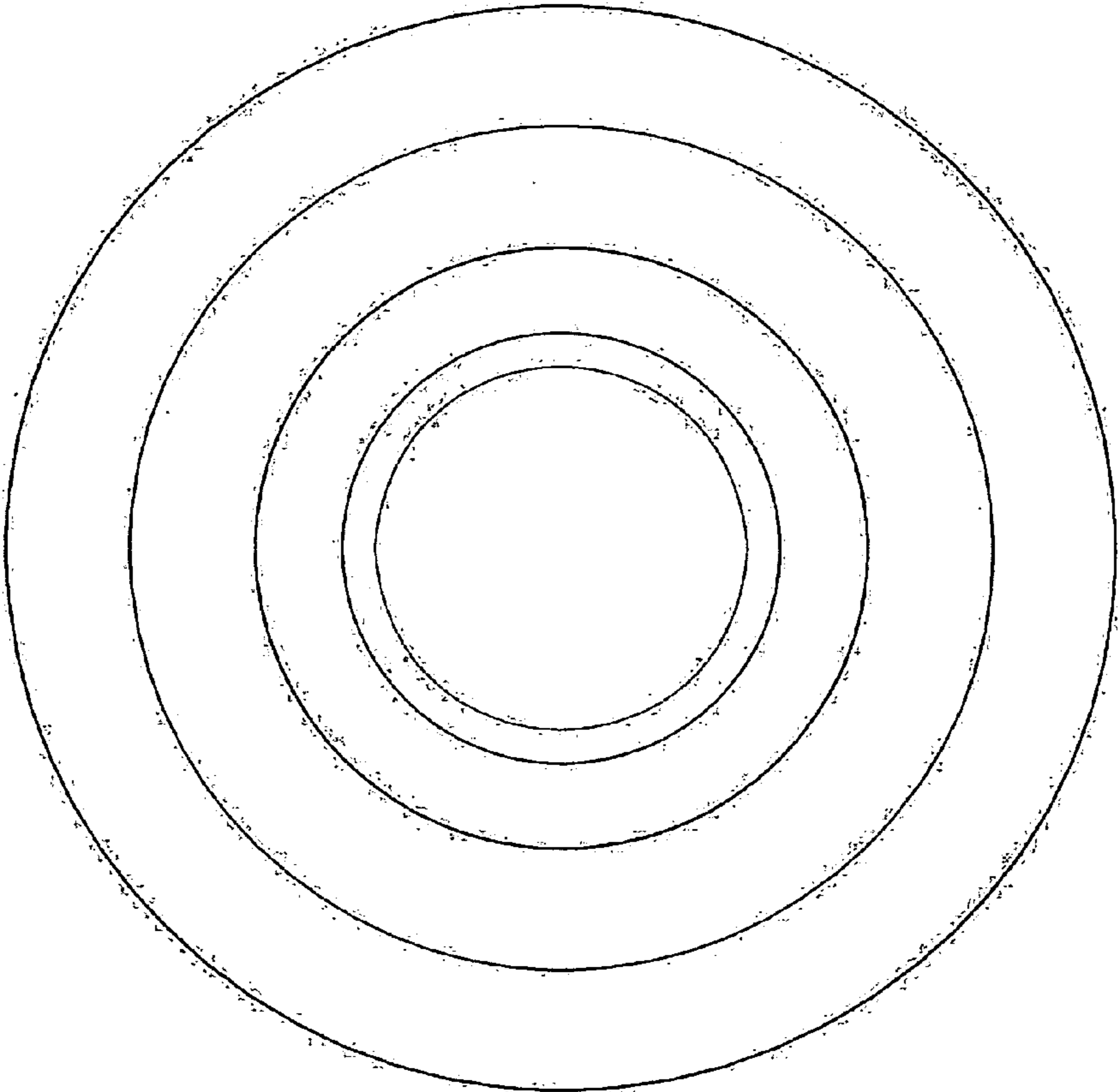


Fig. 6

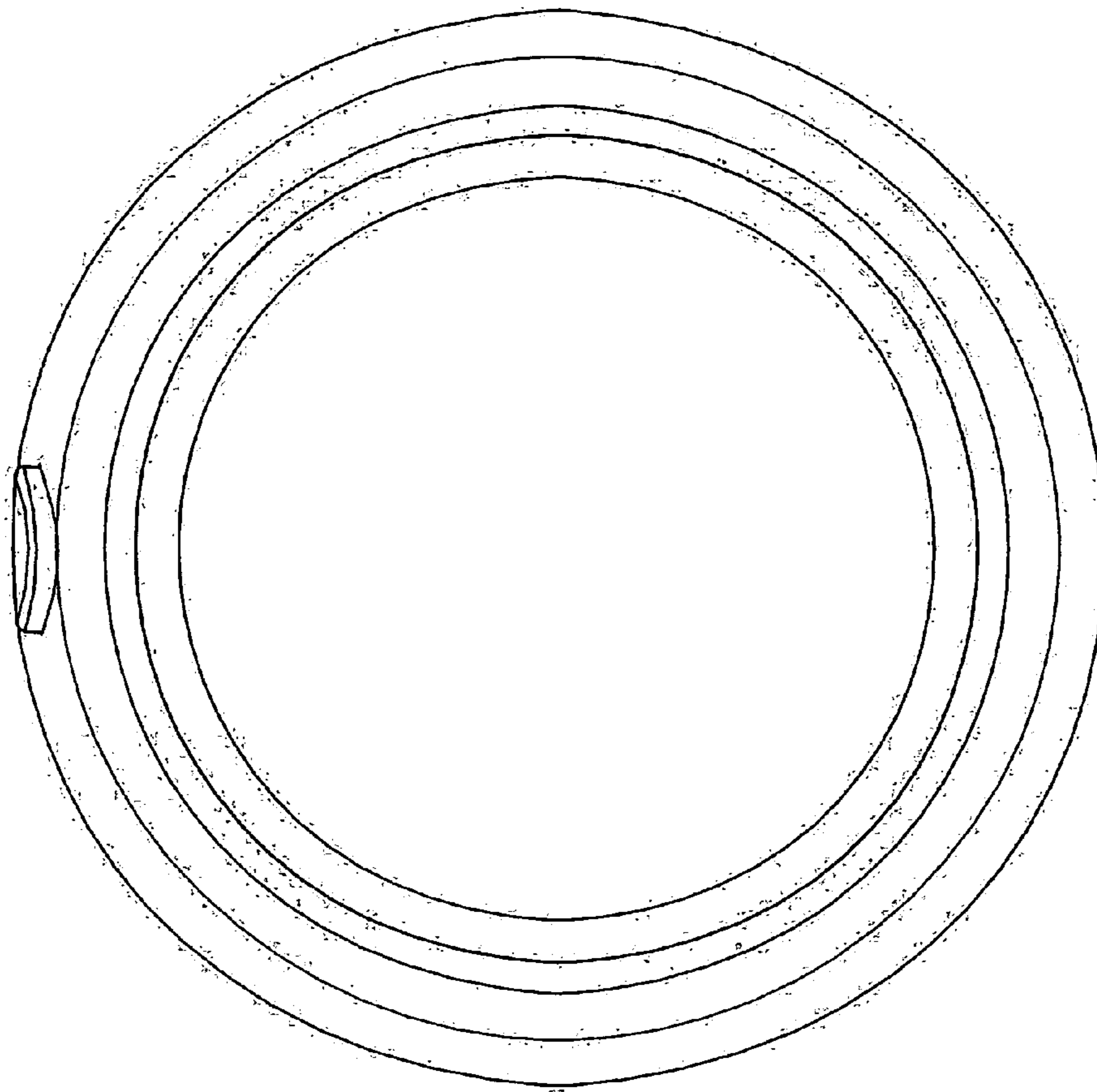


Fig. 7